

Building blocks for future detectors: Silicon test masses and 1550 nm laser light

This content has been downloaded from IOPscience. Please scroll down to see the full text.

2010 J. Phys.: Conf. Ser. 228 012029

(<http://iopscience.iop.org/1742-6596/228/1/012029>)

View [the table of contents for this issue](#), or go to the [journal homepage](#) for more

Download details:

IP Address: 194.95.157.184

This content was downloaded on 26/04/2017 at 10:25

Please note that [terms and conditions apply](#).

You may also be interested in:

[Optical absorption measurements on crystalline silicon test masses at 1550 nm](#)

Jessica Steinlechner, Christoph Krüger, Nico Lastzka et al.

[Study of three-mode parametric instability](#)

Fengchao Liang, Chunnong Zhao, Slawomir Gras et al.

[Coating mechanical and optical losses in gravitational wave detectors](#)

R Flaminio, J Franc, C Michel et al.

[Preliminary results on the cryogenic payload for the 3rd generation g.w. interferometers](#)

F Basti, F Frasconi, M Granata et al.

[Potential mechanical loss mechanisms in bulk materials for future gravitational wave detectors](#)

D Heinert, A Grib, K Haughian et al.

[Detection of gravitational waves](#)

L Ju, D G Blair and C Zhao

[Optical technologies for the future of ground-based detectors](#)

Catherine N Man

[Study of parametric instability in gravitational wave detectors with silicon test masses](#)

Jue Zhang, Chunnong Zhao, Li Ju et al.

[Birefringence measurements on crystalline silicon](#)

Christoph Krüger, Daniel Heinert, Alexander Khalaidovski et al.

Building blocks for future detectors: Silicon test masses and 1550 nm laser light

R Schnabel¹, M Britzger¹, F Brückner², O Burmeister¹,
K Danzmann¹, J Dück¹, T Eberle¹, D Friedrich¹, H Lück¹,
M Mehmet¹, R Nawrodt³, S Steinlechner¹, and B Willke¹

¹ Albert-Einstein-Institut, Max-Planck-Institut für Gravitationsphysik, Institut für Gravitationsphysik der Leibniz Universität Hannover, Callinstr. 38, 30167 Hannover, Germany

² Institut für Angewandte Physik, Friedrich-Schiller-Universität Jena, Max-Wien-Platz 1, 07743 Jena, Germany

³ Institute for Gravitational Research, University of Glasgow, G12 8QQ Glasgow, Scotland

E-mail: roman.schnabel@aei.mpg.de

Abstract. Current interferometric gravitational wave detectors use the combination of quasi-monochromatic, continuous-wave laser light at 1064 nm and fused silica test masses at room temperature. Detectors of the third generation, such as the Einstein-Telescope, will involve a considerable sensitivity increase. The combination of 1550 nm laser radiation and crystalline silicon test masses at low temperatures might be important ingredients in order to achieve the sensitivity goal. Here we compare some properties of the fused silica and silicon test mass materials relevant for decreasing the thermal noise in future detectors as well as the recent technology achievements in the preparation of laser radiation at 1064 nm and 1550 nm relevant for decreasing the quantum noise. We conclude that silicon test masses and 1550 nm laser light have the potential to form the future building blocks of gravitational wave detection.

1. Introduction

The measuring principle of interferometric gravitational wave detectors is based upon laser beams that monitor changes in the distances between quasi-free falling test masses [1, 2, 3]. A high sensitivity to gravitational waves require a great number of cutting edge-technologies. The test masses need to be suspended as multiple pendulums in order to mechanically decouple them from the environment. They should have masses of several tens of kilograms in order to reduce their susceptibility to radiation pressure forces and they should have a very high reflectivity for the laser wavelength used. The laser beams must show very low fluctuations in all their mode parameters like polarisation, spatial intensity distribution, frequency and power. In this contribution we focus on the thermal noise of the test masses, i.e. the thermally excited motions of the test mass surfaces with respect to the center of masses, and on the shot-noise, i.e. the photon counting noise of the photo-electric detection of the laser light. We are in particular interested in potential noise reductions that might be achievable if the current fused silica test mass material is replaced by crystalline silicon, as previously considered in Refs. [18, 19, 20], and the laser wavelength changed from 1064 nm to 1550 nm.

2. Fused silica and crystalline silicon

According to the equipartition theorem, thermal noise can be reduced by decreasing the temperature. Additionally, as described by the fluctuation-dissipation theorem [4, 5], the thermal noise at Fourier frequencies far away from the system's mechanical resonances can be reduced by increasing the mechanical quality factors (Q-factors), if the mechanical dissipation associated with the sample under study is spatially homogeneous. The higher the Q-factor, the more thermal noise is transferred from the off-resonant spectrum into the resonances. The detection band of gravitational wave detectors is below the fundamental internal resonance frequency of test mass mirrors, which implies that a high Q-factor is very useful and therefore an essential requirement for detector test masses.

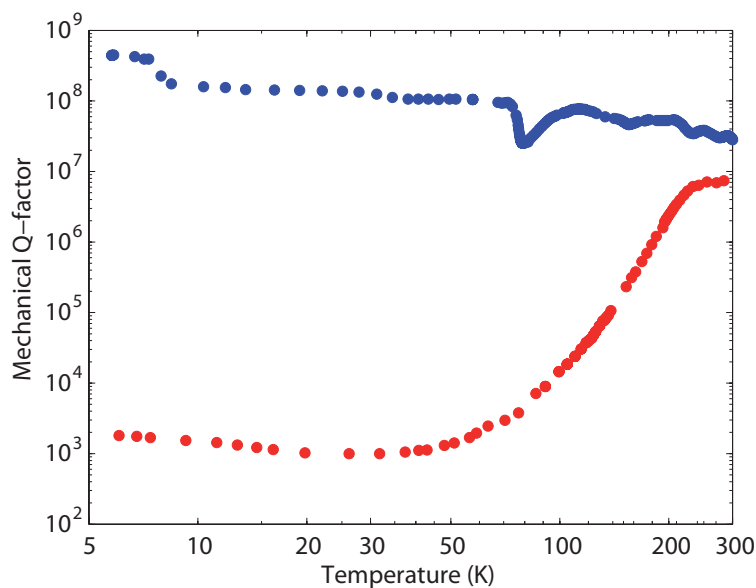


Figure 1. Mechanical quality factors of crystalline silicon (top, blue) and fused silica (bottom, red) versus temperature. The data were measured at the Friedrich-Schiller-Universität Jena on a 11.6 kHz mode of a fused silica and on a 14.6 kHz mode of a silicon(100) substrat. Both substrates were cylindrical, were 12 mm thick and had a diameter of 3" [15].

Current interferometric detectors are operated at room temperature with test masses made from fused silica. Fused silica offers high Q-factors of at least 2×10^8 at room temperature [6]. However, future gravitational wave detectors require even higher Q-factors and, most likely, also an operation of the test masses at temperatures far below room temperature. Unfortunately, Q-factors of fused silica samples significantly decrease with decreasing temperatures [8]-[14]. This effect is also clearly found in the measurement data of Fig. 1 (bottom trace, red dots) [15, 16]. Crystalline silicon, on the other hand, generally shows high Q-factors that even increases with lower temperature (top trace, blue dots in Fig. 1). A Q-factor of even more than 10^9 at cryogenic temperatures was observed in [17]. The high Q-factors of silicon, which are also available at room temperature, resulted in proposals that this material might be a good test mass material for gravitational wave detectors as early as in 1991 [18, 19, 20].

An obvious problem with silicon is its rather high optical absorption at the currently used laser wavelength of 1064 nm. The absorption coefficient of silicon at 1064 nm is about 10 cm^{-1} [21], see Fig. 2. In contrast fused silica may show absorption at 1064 nm as low as $2.5 \times 10^{-7} \text{ cm}^{-1}$,

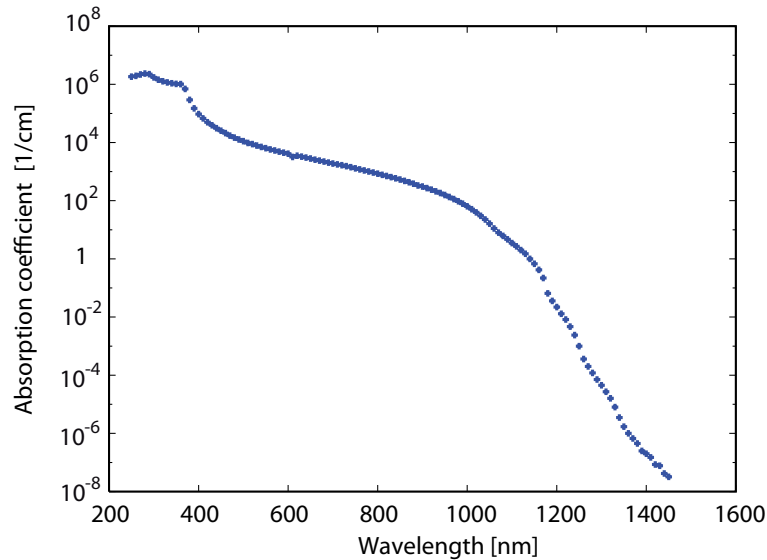


Figure 2. Measured optical absorption coefficients of silicon. The data, taken from Ref. [21], suggest an absorption of the order of 10^{-8}cm^{-1} at wavelengths around 1550 nm. Above 1200 nm the data are based on sensitive photocurrent measurements on high efficiency silicon solar cells. In this wavelength regime actual absorptions might be higher due to impurities.

such as the Heraeus Suprasil 3001. Test mass mirrors in gravitational wave detectors also serve as transmissive optical coupling mirrors to the Fabry-Perot arm resonators. Therefore, the test mass materials need to have extremely low absorption in order to minimize thermal lensing and photon absorption induced thermo-refractive noise [22]. In order to be able to use non-transparent materials like silicon in combination with 1064 nm radiation, all-reflective schemes have been proposed and demonstrated [23, 24, 25, 26]. Such schemes are based on diffractive couplers and could, in principle, solve this problem.

However, a significant and actually dominating source of thermal noise arises from the high-reflectivity dielectric multi-layer coating stacks on the test mass mirrors. Such coatings consist of a several micrometer thick stack of up to 40 alternating layers of low- and high-refractive index materials. Recent research has shown that in particular the typically used high-index material tantala (Ta_2O_5) is responsible for the dominant thermal noise contribution of the coating [27]. At a laser wavelength of 1064 nm the coating thermal noise problem is very difficult to solve because of a lack of high index materials with high mechanical quality and low optical absorption at that wavelength. Doping of Ta_2O_5 with TiO_2 has also been investigated and a reduction of the mechanical loss by a factor of 1.5 was observed at room temperature [28]. If a wavelength is used at which silicon is highly transparent, not only can the effects of thermal lensing and the photon absorption induced thermo-refractive noise be minimized, but also the coating thermal noise can be reduced. Since silicon has a rather high index of refraction of 3.48 it could serve as an ideal high-index material in a conventional dielectric multi-layer stack. A combination of silicon with silica would generate the same high reflectivity as a combination of tantala and silica but with less layers. One inch optics with such coating stacks are already successfully used in our experiments as steering mirrors. A precise measurement of the reflectivities achieved is in preparation. The data from Ref. [21] as presented in Fig. 2 shows that at wavelengths above 1064 nm the absorption of silicon is drastically reduced. At the telecommunication wavelength of 1550 nm the absorption might be below 10^{-8}cm^{-1} . Since the measurement of such low absorptions is difficult reliable data in this wavelength region is still missing.

Recently, a coating-free, monolithic high-reflectivity surface of crystalline silicon was proposed [29] and fabricated [30]. A reflectivity of 99.8% was achieved for a silicon surface without adding any material by etching a specific structure into the crystalline silicon surface. In principle this method also works at other wavelengths and other materials. However, again the high refraction index of silicon is very important for designing an error-tolerant high-reflection surface and the combination of silicon and 1550 nm seems to be an excellent choice.

Of course several parameters of a material are important to judge its suitability as a gravitational wave test mass mirror. This contribution does not aim for a comprehensive survey. Only some other promising properties of silicon should be mentioned here. Silicon has a vanishing linear thermal expansion coefficient at temperatures of 125 K and around 20 K [31]. At these temperatures the thermo-elastic noise of silicon is therefore minimal.

Another positive feature of silicon is its rather high thermal conductivity of about $2 \text{ W}/(\text{cm K})$ at room temperature. At 125 K and at 20 K the thermal conductivities are even higher, of about $10 \text{ W}/(\text{cm K})$ [32]. These high values would help in cooling the test mass mirrors down to cryogenic temperatures and in avoiding the thermal lensing problem. The values for fused silica are considerably lower, $0.015 \text{ W}/(\text{cm K})$ at room temperature, less than $0.01 \text{ W}/(\text{cm K})$ at 125 K and $0.001 \text{ W}/(\text{cm K})$ at 20 K [33].

3. Laser wavelengths of 1064 nm and 1550 nm

Interferometric gravitational wave detectors require ultra-stable high-power laser radiation in order to reach high measurement sensitivities. The higher the laser power, the lower is the photo-electric counting noise in relation to the measurement signal, i.e. the signal-normalized shot-noise. After many years of research and development of solid-state laser-systems, now ultra-stable single-mode laser radiation of more than 200 W at the wavelength of 1064 nm is available [35]. A laser-system of such power has been developed for the Advanced LIGO detector at the Laser Zentrum Hannover and the Albert-Einstein-Institut Hannover [34]. Systems with powers from 10 W to 35 W have been operated in current gravitational wave detectors and a lot of expertise at 1064 nm is therefore available.

In view of future detector generations the laser wavelength of 1064 nm also offers a rather mature technology for generating squeezed states of light. In addition to the high-power laser light input, future detector generations will, most likely, also have a (dim) squeezed light input into the (almost dark) signal out-put port of the interferometer. This additional light input reduces ('squeezes') the measurement's photon counting statistics. Most importantly, with squeezed light the shot-noise is reduced without a laser power increase, i.e. without a thermal load increase inside the interferometer. Since even the best mirror test mass materials have a residual absorption, this property is highly valuable for the operation at low temperatures. Suspended test masses are highly decoupled from the environment and heating due to light absorption is not compatible with a low temperature operation.

Squeezed light sources at 1064 nm were tested in many table-top experiments and at the suspended 40m-prototype at the California Institute of Technology [36, 37, 38]. For the first time, squeezed shot-noise in the audio detection band of gravitational wave detectors was demonstrated [39, 40], a detector compatible control scheme developed [41] and the strongest squeezing effect ever observed [42, 43].

At 1550 nm, research and development of laser light sources for gravitational wave detectors have just begun. Erbium-doped fibre lasers are commercially available from a number of companies and provide up to 2 W of continuous-wave single-mode laser radiation around 1550 nm. Research and development in the area of high-power fiber amplifiers is currently under way at the Laser Zentrum Hannover and the Albert-Einstein-Institut (AEI) supported by QUEST (Quantum Engineering and Space Time Research), the centre of excellence at the Leibniz Universität Hannover. We expect that single-mode output powers of the order of 100 W

should be achievable at 1550 nm within the next years.

Strongly squeezed light at 1550 nm was recently realized at the AEI Hannover [44]. An improved result, squeezing of 6.4 dB below the shot-noise is presented in this contribution, see Fig. 3. Here, trace (a) represents the noise power (the variance) of the shot-noise of a laser beam with a certain power. Trace (b) shows the squeezed noise of a laser beam with the same power. Here the phase angle of the squeezed field quadrature is controlled, which is the setting one would use for a measurement sensitivity improvement. The set-up used to generate squeezed light at 1550 nm is in direct analogy to the previously used set-ups at 1064 nm. Starting from a few tenths of a Watt of laser radiation at the fundamental wavelength (here 1550 nm) laser radiation at the second harmonic frequency is produced that subsequently pumps sub-threshold optical parametric oscillation in a second-order nonlinear crystal. The down-converted field, again at fundamental frequency, shows the squeezed photon statistics at sub-shot-noise levels. Clearly, the expertise gained at 1064 nm can directly be transferred in order to optimize the squeezed light sources at 1550 nm, eventually reaching the same performances already demonstrated at 1064 nm.

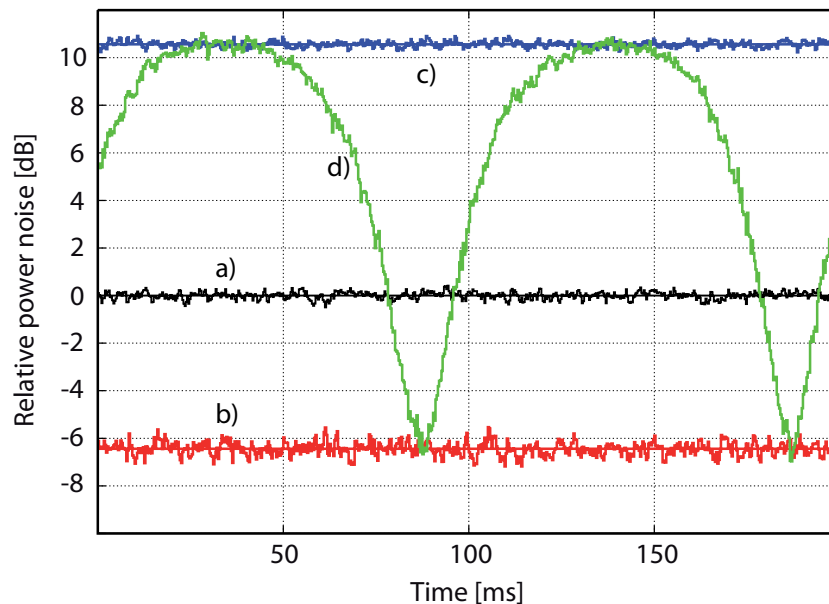


Figure 3. Noise powers at a Fourier frequency of 5 MHz, normalized to the laser beam's shot noise as shown in trace (a). Trace (b) represents the observation of 6.4 dB squeezed shot noise, and trace (c) the observed anti-squeezing. In both traces the phase angle of the squeezed light beam was controlled to be fixed. Trace (d) shows the noise power when the phase angle was scanned.

4. Conclusion

The combination of silicon as the test mass material and 1550 nm as the laser wavelength has a high potential to provide the building blocks of future generations of gravitational wave detectors like the European Einstein-Telescope [45]. Silicon has excellent well-known mechanical properties at low temperatures, in particular a high mechanical Q-factor, high thermal conductivity, and a vanishing thermal expansion coefficient at around 20 K and 125 K. Additionally, silicon most likely shows very low optical absorption at 1550 nm of the order 10^{-8}cm^{-1} . The high index of refraction of silicon might be very useful to solve the coating noise problem, for wavelengths around 1550 nm. A laser material for this wavelength region already

exists, and the development of ultra-stable high-power lasers and state of the art squeezed light sources at 1550 nm should be possible. We also would like to mention here that the transition to a longer wavelength reduces Rayleigh scattering and relaxes tolerance requirements for the generation of high-reflectivity test mass surfaces. Last but not least, silicon industry as well as telecommunication industry already offer a great availability of ultra-pure silicon crystals and laser optical components at 1550 nm, which certainly would ease a transition from fused silica and 1064 nm to crystalline silicon and 1550 nm laser light.

Acknowledgments

We thank Raffaele Flaminio for useful discussion. This work was supported by the Centre for Quantum Engineering and Space-Time Research QUEST and the Deutsche Forschungsgemeinschaft (DFG) within the Sonderforschungsbereich TR7. The research leading to these results has also received funding from the European Community's Seventh Framework Programme (FP7/2007-2013) under grant agreement N. 211743 (Einstein Telescope Design Study).

References

- [1] Saulson P R 1994 *Fundamentals of Interferometric Gravitational Wave Detectors* (Singapore: World Scientific)
- [2] Rowan S and Hough J 2000 *Living Rev. Relativity* **3** <http://www.livingreviews.org/lrr-2000-3>
- [3] Aufmuth P and Danzmann K 2005 *New J. Phys.* **7** 202 1
- [4] Callen H B and Welton T A 1951 *Phys. Rev.* **83** 34
- [5] Callen H B and Greene R F 1952 *Phys. Rev.* **86** 702
- [6] Ageev A, Palmer B C, De Felice A, Penn S D and Saulson P R 2004 *Class. Quantum Grav.* **21** 3887
- [7] Braginsky V B, Gorodetsky M L and Vyatchanin S P 1999 *Phys. Lett. A* **264** 1
- [8] Marx J W and Sivertsen J.M. 1953 *J. Appl. Phys.* **24** 81
- [9] McSkimin H J 1953 *J. Appl. Phys.* **24** 988
- [10] Fine M E, Van Duyne H and Kenney N T 1954 *J. Appl. Phys.* **25** 402
- [11] Anderson O L and Bommel H E 1955 *J. Amer. Ceram. Soc.* **38** 125
- [12] Tielbürger D, Merz R, Ehrenfels R and Hunklinger S 1992 *Phys. Rev. B* **45** 2750
- [13] Vacher R, Courtens E and Foret M 2005 *Phys. Rev. B* **72** 214205
- [14] Travasso F *et al.* 2007 *Europhys. Lett.* **80** 50008
- [15] Schwarz C *et al.* 2009 Proceedings of ICEC22-ICMC2008, edited by Chang H-M *et al.*, 978-89-957138-2-2
- [16] Nawrodt R *et al.* 2008 *Journal of Physics: Conference Series* **122**, 012008
- [17] McGuigan D F *et al.* 1978 *J. Low Temp. Phys.* **30** 621
- [18] Winkler W, Danzmann K, Rüdiger A, Schilling R 1991, *Phys. Rev. A* **44** 7022
- [19] Rowan S *et al.* 2003 in: M. Cruise, P. Saulson (Eds.), *Gravitational Wave Detection, Proceedings of SPIE*, SPIE, Wellingham, WA, p. 292
- [20] Rowan S, Hough J, Crooks D 2005, *Phys. Lett. A* **347** 25
- [21] Green M and Keevers M 1995, *Progress in Photovoltaic research & Appl.* **3** 189
- [22] Braginsky V B, Gorodetsky M L, and Vyatchanin S P 2000 *Phys. Lett. A* **271**, 303
- [23] Drever R W P 1995, in *Proceedings of the Seventh Marcel Grossman Meeting on General Relativity*, M. Keiser and R. T. Jantzen, eds. (World Scientific)
- [24] Sun K-X and Byer R L 1997 *Opt. Lett.* **23**, 567
- [25] Bunkowski A, Burmeister O, Beyersdorf P, Danzmann K, Schnabel R, Clausnitzer T, Kley E B and Tünnermann A 2004 *Opt. Lett.* **29** 2342
- [26] Bunkowski A *et al.* 2006 *Appl. Opt.* **45** 5795
- [27] Penn S D *et al.* 2003 *Class. Quant. Grav.* **20** 2917
- [28] Harry G M *et al.* 2006 *Appl. Opt.* **45**, 1569
- [29] Brückner F *et al.* 2008 *Opt. Lett.* **33**, 264
- [30] Brückner F, Friedrich D, Clausnitzer T, Britzger M, Burmeister O, Danzmann K, Kley E-B, Tünnermann A and Schnabel R 2009 *submitted*
- [31] Okada Y and Tokumaru Y J 1984 *Appl. Phys.* **56** 2 314
- [32] Glassbrenner C J and Slack G A 1964 *Phys. Rev.* **134** 4A A1058
- [33] Damon D H 1973 *Phys. Rev. B* **8** 5860
- [34] Willke B *et al.* 2008 *Class. Quantum Grav.* **25**, 114040
- [35] Frede M, Wilhelm R, Kracht D, and Fallnich C 2005 *Opt. Express* **13** 7516

- [36] McKenzie K, Shaddock D A, McClelland D E, Buchler B C, and Lam P K 2002 *Phys. Rev. Lett.* **88** 231102
- [37] Vahlbruch H, Chelkowski S, Hage B, Franzen A, Danzmann K, and Schnabel R 2005 *Phys. Rev. Lett.* **95** 211102
- [38] Goda K *et al.* 2008 *Nat. Phys.* **4** 472
- [39] McKenzie K, Grosse N, Bowen W P, Whitcomb S E, Gray M B, McClelland D E, and Lam P K 2004 *Phys. Rev. Lett.* **93** 161105
- [40] Vahlbruch H, Chelkowski S, Danzmann K, and Schnabel R 2007 *New J. Phys.* **9** 371
- [41] Vahlbruch H *et al.* 2006 *Phys. Rev. Lett.* **97** 011101
- [42] Vahlbruch H *et al.* 2008 *Phys. Rev. Lett.* **100** 33602
- [43] Mehmet M, Vahlbruch H, Lastzka N, Danzmann K, and Schnabel R. 2009 *submitted* arXiv:0909.5386
- [44] Mehmet M *et al.* 2009 *Opt. Lett.* **34** 7
- [45] <http://www.et-gw.eu/>