

3<sup>rd</sup> Conference on Production Systems and Logistics

# Digital Twin Fidelity Requirements Model For Manufacturing

Christian Kober<sup>1\*</sup>, Vincent Adomat<sup>1\*</sup>, Maryam Ahanpanjeh<sup>1\*</sup>,  
Marc Fette<sup>1</sup>, Jens P. Wulfsberg<sup>1</sup>

<sup>1</sup>*Institute of Production Engineering / Helmut Schmidt University, Hamburg, Germany*

*\*Authors contributed equally*

## Abstract

The Digital Twin (DT), including its sub-categories Digital Model (DM) and Digital Shadow (DS), is a promising concept in the context of Smart Manufacturing and Industry 4.0. With ongoing maturation of its fundamental technologies like Simulation, Internet of Things (IoT), Cyber-Physical Systems (CPS), Artificial Intelligence (AI) and Big Data, DT has experienced a substantial increase in scholarly publications and industrial applications. According to academia, DT is considered as an ultra-realistic, high-fidelity virtual model of a physical entity, mirroring all of its properties most accurately. Furthermore, the DT is capable of altering this physical entity based on virtual modifications. Fidelity thereby refers to the number of parameters, their accuracy and level of abstraction. In practice, it is questionable whether the highest fidelity is required to achieve desired benefits. A literary analysis of 77 recent DT application articles reveals that there is currently no structured method supporting scholars and practitioners by elaborating appropriate fidelity levels. Hence, this article proposes the Digital Twin Fidelity Requirements Model (DT-FRM) as a possible solution. It has been developed by using concepts from Design Science Research methodology. Based on an initial problem definition, DT-FRM guides through problem breakdown, identifying problem centric dependent target variables (1), deriving (2) and prioritizing underlying independent variables (3), and defining the required fidelity level for each variable (4). This way, DT-FRM enables its users to efficiently solve their initial problem while minimizing DT implementation and recurring costs. It is shown that assessing the appropriate level of DT fidelity is crucial to realize benefits and reduce implementation complexity in manufacturing.

## Keywords

Digital Twin; Virtual Twin; Fidelity; Requirements; Benefits; Value; Digital Shadow; Industry 4.0

## 1. Introduction

Industrial manufacturing is becoming increasingly individual and complex [1]. Organizations must become more agile to satisfy changing customer needs faster and better. In today's globalized economy, they are under constant pressure to improve their performance [2]. One way to meet the increasing competitiveness is digitalization [3]. In the context of Smart Factory and Industry 4.0, there is a wide range of technologies that can be used for this purpose [4], [5]. One of the promising concepts is the Digital Twin (DT). In recent years, the number of scientific publications on the subject has increased exponentially [6]–[8]. At the same time, many companies, especially large corporations, are launching initiatives to explore the potential of DTs [9]–[12]. Despite this attention, the definition of DT remains controversial. The large number of publications has resulted in a multitude of definitions, each with its own specifics [13]–[16]. Their

understanding differs significantly, depending on the industry, use case, and context. The most accepted definitions are from [17]<sup>1</sup>, who first established the Digital Twin concept, and [18]<sup>2</sup>. The term DT is frequently used to profit from the hype [19] surrounding the concept. Claimed implementations are often just Digital Models (DM) or Digital Shadows (DS), which, based on [15], merely represent subcategories of DTs. Additionally, the value added by DTs is commonly unclear and intangible [5], [7], [13], [20]. This prevents the unbiased assessment of investments into DT technology and leads to a lack of acceptance within organizations. If organizations are still willing to invest, they often introduce such technology as an end in itself, with no strategy beyond demonstration [21].

One of the reasons why DT economic benefits are difficult to grasp is that the necessary fidelity seems not to be sufficiently considered. According to [7], fidelity indicates “the number of parameters, their accuracy, and level of abstraction”. In line with most academic definitions, it is assumed that DTs have to replicate the physical world as realistically as possible, i.e., in high-fidelity [18], [22]–[29]. Thereby, the DT benefits from the rapid technological progress of closely related technologies, such as Simulation, Internet of Things (IoT), Cyber-Physical Systems (CPS), Artificial Intelligence (AI) and Big Data [4], [6], [30]. In practice, however, organizations focus on achieving improvements with minimum effort. Therefore, it is questionable whether it is mandatory to create all-encompassing DTs [7], [31]. In Simulation, which is a core technique of DT [8], [32], focusing on relevant system elements instead of mapping all of its properties, behaviors and states is preferred [33], [34]. In fact, lower fidelity equals less cost compared to high-fidelity [31], [35]. Currently, there is no approach to bridge this gap between academic definitions and practical requirements with regard to DT fidelity. For this reason, the Digital Twin Fidelity Requirements Model (DT-FRM) is presented in this paper. The following sections are structured as follows: Section 2 includes a literary analysis of articles describing DT applications, Section 3 first puts the research question into a broader context and then explains the DT-FRM in detail, and Section 4 summarizes the research findings and discusses implications for scholars and practitioners.

## 2. Literary Analysis

A literary analysis was conducted to examine current DT literature regarding its implementation procedure, investigating whether the identified articles describe structured implementation procedures. The analysis focused on how fidelity is considered in scholarly described DT applications.

### 2.1 Methodology

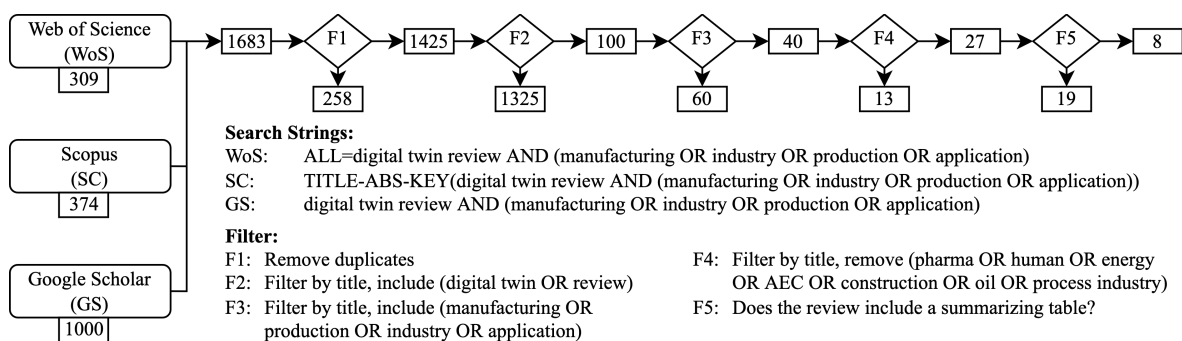


Figure 1: Literature selection process

<sup>1</sup> “The Digital Twin concept model [...] contains three main parts: a) physical products in Real Space, b) virtual products in Virtual Space, and c) the connections of data and information that ties the virtual and real products together.”

<sup>2</sup> “A Digital Twin is an integrated multiphysics, multiscale, probabilistic simulation of an as-built vehicle or system that uses the best available physical models, sensor updates, fleet history, etc., to mirror the life of its corresponding flying twin. The Digital Twin is ultra-realistic and may consider one or more important and interdependent vehicle systems, including airframe, propulsion and energy storage, life support, avionics, thermal protection, etc.”

Since there are an extensive number of publications in the field of DT, a two-step approach for finding relevant articles of actual DT applications was used. First, recent DT review articles were identified as such reviews usually include useful categorizations of DT applications. Second, relevant DT application articles were selected from these reviews. The search strings shown in Figure 1 were used to collect all matching articles from Web of Science, Scopus and Google Scholar. Figure 1 also visualizes the general literature selection process and all applied filters. From Google Scholar, only the first 1000 entries were included. The results of all three search engines were merged into one repository and duplicates were removed (F1). In the following steps, results were further refined by filtering for relevant titles (F2-F4). 27 review articles remained for further analysis. This was done by scanning the articles in question for tables providing structured information of considered DT applications. Finally, eight review articles including such tables were identified. Table 1 illustrates which application articles were chosen from each review for detailed investigation. The column “Selection criteria” refers to the review article’s categorization by which application articles were selected. From these reviews, 77 application articles were extracted. They were analyzed in detail to what extent they have considered DT fidelity requirements.

Table 1: Review articles, corresponding application articles and selection criteria

Review articles	Number of articles reviewed	Selected application articles	Selection criteria
[16]	26	[36]–[40]	Manufacturing context
[41]	10	[42]–[46]	Manufacturing context
[15]	43	[32], [35], [42], [47]–[56]	Level of integration DT or DS & type case-study
[57]	32	[47], [58]–[69]	Manufacturing phase
[6]	39	[58]–[60], [70]–[83]	Manufacturing phase
[84]	52	[61], [74], [85]–[98]	Control of real system from DT
[99]	40	[12], [14], [46], [60], [100]–[107]	Application examples (A)
[108]	12	[109]–[112]	Level of integration DT or DS/DT
Sum (duplicates removed)		$\Sigma$ 85 (77)	

## 2.2 Results

In summary, it can be confirmed that the understanding of DT among the authors is heterogeneous. Regardless of this, it was first analyzed whether the DT application articles describe a procedure for creating or implementing their DT. Figure 2 shows that 60 articles (78%) do not present any procedure at all. They only describe their individual final solution or architecture, e.g. [58], [60], [68], [74], [80], [85], [90], [98], [110], but not how it has been achieved.

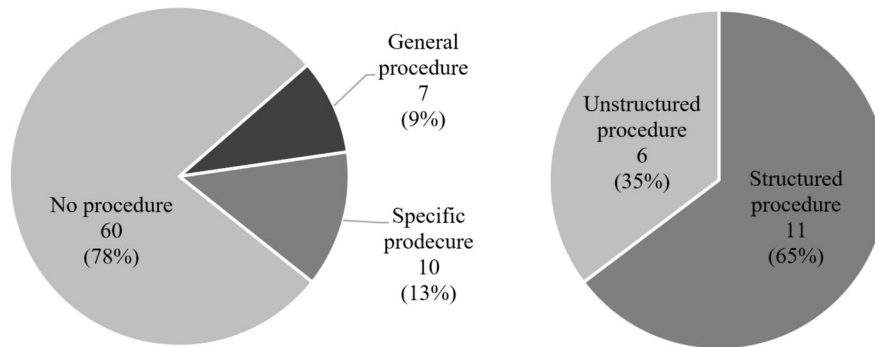


Figure 2: Share of articles describing their DT implementation procedure

The articles with a description of the procedure can be divided into specific [45], [62], [64], [72], [87], [100]–[102], [106], [111] and general procedures [37], [46], [66], [67], [69], [78], [88]. A specific procedure is explicitly tailored to a particular use case, while a general procedure is also transferable to other similar applications. In about two thirds (65%) of the applications described, a structured procedure is recognizable that includes certain steps and sequences. Only one single article from the sample considers fidelity within its procedure. Although the term fidelity is not used directly, an iterative model evolution procedure exists in [67], which adjusts the fidelity step by step to the necessary degree. However, the ultimate goal in [67] is also a high-fidelity model. Due to the low consideration of fidelity within the described procedures, it was investigated whether fidelity is considered in general within the application articles. Figure 3 illustrates the results.

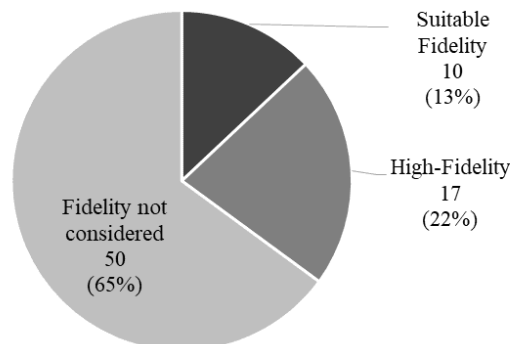


Figure 3: Share of articles considering fidelity

Almost two thirds of the articles do not address fidelity at all. 17 articles (22%) [12], [40], [42], [44], [46], [54], [60], [65], [67], [69], [74], [83], [90], [102]–[105] share the view that DT should represent the physical world in high-fidelity, with most articles referring to the NASA DT definition [18]. The authors usually do not question this definition with regard to fidelity. Only a minority of 10 articles (13%) [14], [32], [35], [37], [55], [56], [62], [97], [101], [110] mention that a suitable fidelity should be chosen. A dominant opinion comes from [32], who clearly mention that an application-specific fidelity should be selected for the DT to achieve a desired goal. [55] cite [32] and adopt their view. Moreover, [14], [37], [56] mention that a specific level of detail should be considered.

Nevertheless, the benefits of applying DTs remain unclear in most articles. In [72] the increase in resource efficiency is evaluated and quantified. However, the authors neglect the cost of implementing the DT and only focus on the positive impact. To achieve economic benefits with the application of DTs, a structured approach must be developed that also takes the necessary DT fidelity level into account since fidelity significantly drives costs.

### 3. Digital Twin Fidelity

This section first puts the DT-FRM into a broader perspective by highlighting its relevance inside a cost-benefit analysis. Then the methodology for the development of the DT-FRM is explained. Finally, the DT-FRM is presented in detail.

#### 3.1 Cost-Benefit Analysis for Digital Twin Implementation

The decision whether to implement a DT is a complex task. A cost-benefit analysis [21], [113], [114] must be conducted prior to the DT introduction to support an investment decision for or against the use of DT. Figure 4 describes such a procedure for a problem centric cost-benefit analysis based on the DT-FRM. All individual steps and their connections are briefly described below. This section shall help to increase the understanding of how the DT-FRM improves DT implementation decisions.

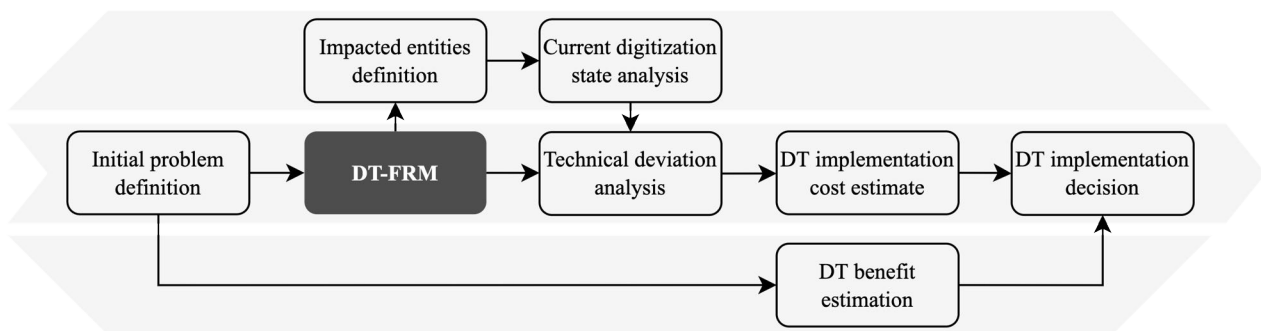


Figure 4: Procedure for Digital Twin cost-benefit analysis

##### 3.1.1 Initial problem definition

First, an existing problem in production must be identified. Once a Digital Twin is perceived to be a viable solution to this problem acknowledged by all stakeholders, an initial problem statement has to be formulated. The problem statement is the foundation of the entire project and facilitates common understanding within the project team. It should therefore precisely describe what constitutes a problem in the current state of a production.

##### 3.1.2 Digital Twin Fidelity Requirements Model (DT-FRM)

This article's main contribution is a structured approach for the elaboration of the required fidelity level for a specific DT implementation serving as a solution to the initially described problem. The DT-FRM is presented in detail in section 3.2.

##### 3.1.3 Impacted entities definition

Following the joint agreement on the problem to be solved by DT implementation, an investigation is needed to identify impacted entities. In manufacturing environments, these might be products, processes and resources. Every relevant variable identified in the DT-FRM has to correspond to at least one entity. While reviewing those entities, the focus always needs to be on the initial problem.

##### 3.1.4 Current digitization state analysis

After identifying all entities which are impacted by the initially defined problem, a technological analysis must be carried out. The result of such an analysis is a detailed overview of the current state of digitization, e.g., data, model or control loop availability. It includes an assessment of all relevant entities for a subsequent estimate of the technical changes required to introduce a DT.

### 3.1.5 Technical deviation analysis

For each identified entity, the individual deviation between the required fidelity level, which has been elaborated within the DT-FRM, and the current state of digitization has to be determined. Some variables might already be digitally mapped or even controlled autonomously in current production. For this reason, it is necessary to identify gaps while working towards the elaborated level of fidelity.

### 3.1.6 Digital Twin implementation cost estimate

After the necessary changes in production have been identified in the technical deviation analysis, they must now be evaluated in terms of additional cost. This is where the individual comparison between actual digitization state and required DT fidelity becomes important. The identified deltas give guidance for estimating recurring and non-recurring costs to reach the desired target state and achieve initial problem solution.

### 3.1.7 Digital Twin benefit estimation

Based on the initial problem defined, benefits have to be estimated. The calculation is carried out independently of a specific technical implementation and its costs, purely on the basis of potential savings achieved by a still undefined solution. The aim of this analysis is to make an initial statement about the savings that can be expected as a result of fully solving the central problem.

### 3.1.8 Digital Twin implementation decision

With necessary changes for DT implementation evaluated financially, a final decision on DT implementation must be taken. Therefore, estimated benefits of solving the initial problem are directly compared with estimated costs of achieving required fidelity levels. The present value of all cash flows must be calculated for determining the overall net present value (NPV).

## 3.2 Development of Digital Twin Fidelity Requirements Model (DT-FRM)

The DT-FRM has been developed by employing concepts taken from the Design Science Research (DSR) methodology [115]. DSR has become the leading approach in the development of information systems [116]. Since the technologies around DTs are based on such systems, applying DSR seems adequate. Design Science comprises two iterative activities: the design cycle and the empirical cycle, which are used for the design and investigation of artifacts in different contexts [116]. Artifacts are single solutions to a problem within a specific context. Using the DSR template from [116], the research question for design is formulated as “How to develop a method that considers appropriate Digital Twin fidelity requirements so that users can increase the likelihood of achieving economic benefits by implementing Digital Twins in manufacturing to solve existing problems?” In this case, the DT-FRM is the final artifact resulting from several iterations of the design cycle. For the development of the DT-FRM, only the design cycle was needed. It includes three steps: problem investigation, treatment design and treatment validation [116]. Here, treatment refers to the desired interaction of artifact and problem context. The DT-FRM is designed as a universal artifact which can be applied to different contexts, i.e. DT application scenarios. Knowledge questions then have to be answered around this specific context. Whenever it is intended to implement DTs in manufacturing, DT-FRM can be used to assist with problem centric fidelity assessment. In the DSR design cycle, validation occurs before implementation and is done by predicting the artifacts’ behavior within a given context [116].

## 3.3 Digital Twin Fidelity Requirements Model (DT-FRM)

This section presents a structured method for the elaboration of fidelity requirements for DTs in production environments, called DT-FRM. Employing the DT-FRM is a crucial part of the cost assessment within the cost-benefit analysis as higher fidelity is associated with higher costs. Therefore, considering appropriate

fidelity levels contributes to achieving economic benefits when applying DTs for problem solving. Based on these requirements, an implementation strategy can be derived that provides an efficient solution to the problem statement described initially.

### 3.3.1 Target variable identification (TV)

The DT-FRM focuses on the decomposition of the initial problem (Section 3.1.1) into its quantifiable components. Therefore, the first step of the DT-FRM is to define target variables (TVs) which are often called Key Performance Indicators (KPIs) in practice. TVs are usually a set of KPIs which are already regularly calculated for monitoring manufacturing performance. Independent of the number of TVs a problem is represented by, the desired direction and magnitude of change for each variable towards the problem solution must be defined. In an example, a defined problem might be characterized primarily by one single KPI. Then for this TV, it needs to be determined whether an increase or a decrease contributes to solving the initial problem and how much the value must change. In a problem graph (Figure 5), the TVs represent the first layer. They are called dependent variables, since their value is dependent on a variety of other, underlying variables.

### 3.3.2 Intermediate (IV) and elementary variable (EV) derivation

To ensure that the initial problem is comprehensively broken down into its relevant and, in particular, influenceable components, the derivation of the TVs must be followed by a detailed examination of their calculation basis. This has to be done for each KPI defined as a TV in the previous step. If, for example, the initial problem is from the field of machining, a possible TV could be the tool life  $T$ . Typically, the tool life results from the theoretical tool life  $c_v$ , the cutting speed  $v_c$  and the slope of the Taylor line  $\kappa$ . The TV tool life is thus dependent on these three underlying variables, which are referred to as intermediate variables (IVs) in the DT-FRM. IVs neither serve as a reference to the initial problem, nor can they directly be influenced. For complex problems in real manufacturing environments, it is common that the derivation of IVs yields multiple layers of interlaced variables. The goal of the decomposition of TVs into their calculation basis (IV) is the elaboration of all directly influenceable, fundamental variables. These variables are called elementary variables (EV) in the DT-FRM context. They are not based on any underlying variables and are, therefore, independent. In the simple example of tool life as a TV, an EV is the rotational speed of a machine, which in turn has an effect on the cutting speed (IV) of the machining operation. The EV rotational speed in this example can be considered as independent and therefore directly influenced by applying DT technology. Finally, an overall picture of the initial problem and its influenceable variables is obtained: all identified EVs ultimately result in the TVs defined at the beginning by calculating all IVs. Figure 5 illustrates the dependencies of TVs, IVs and EVs for a schematic problem. The use of such problem graphs in complex manufacturing scenarios is especially helpful to identify overlapping influences of individual variables and to provide a uniform understanding among all stakeholders.

### 3.3.3 Elementary variable (EV) prioritization

The goal of this step is the prioritization of EVs. All EVs must be evaluated according to their influenceability and their target contribution. For determining the influenceability, an optimization corridor around the current mean value must be defined for each EV. The optimization corridor determines to what extent a change in the corresponding EV is estimated to be realistically achievable, based on financial, technical or organizational constraints. Financial constraints refer to the costs of influencing the EV, technical constraints refer to technological feasibility and organizational constraints are based on the structure of the organization aiming to apply DT solutions. Since estimating the boundaries of the optimization corridor and defining the mathematical relationships between the variables are highly case-specific, a certain experience in the problem context is necessary. If this knowledge is not available within

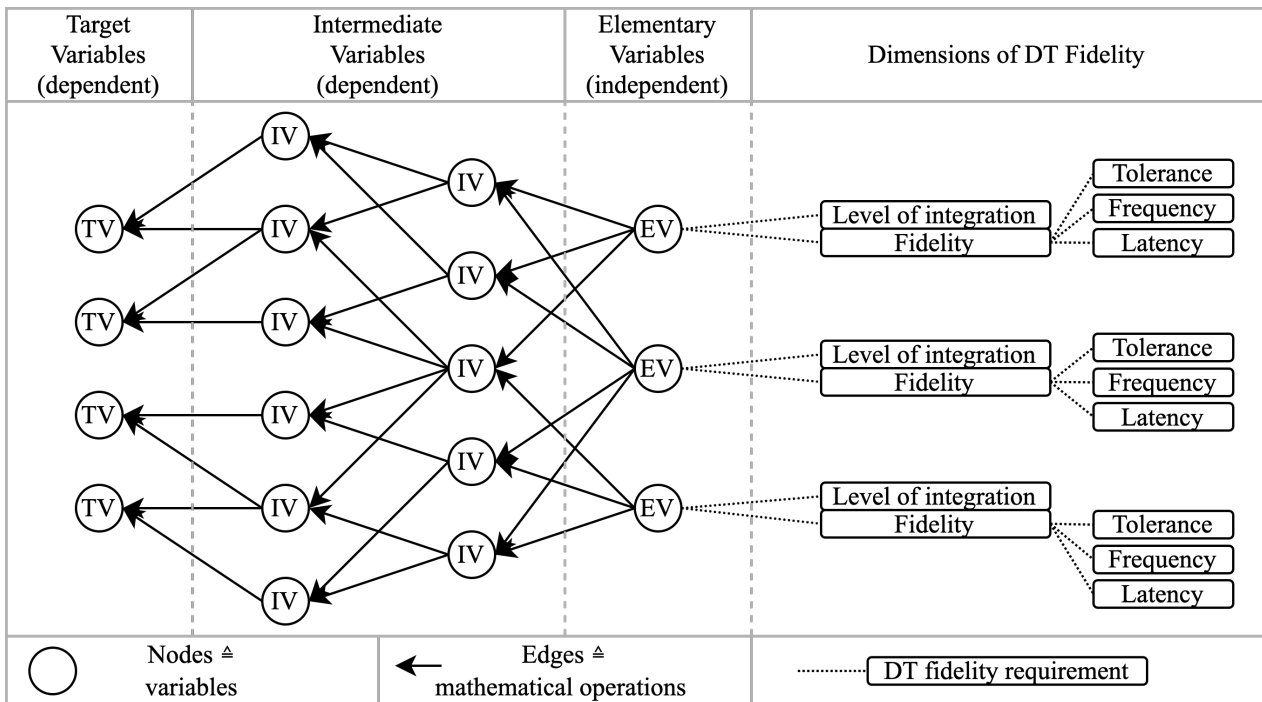


Figure 5: Example problem graph with variable breakdown

the organization, it has to be questioned whether applying DT solutions is effective. Before implementing DTs, it is necessary to clearly understand the initial problem and the implementation objectives (Section 3.1.1). The second step of the prioritization involves conducting a sensitivity analysis to identify target contribution. By conducting a sensitivity analysis, the potential impact of each EV change towards the problem solution is determined. Minimum and maximum values of the optimization corridor serve as input for sensitivity analysis. Ultimately, the EVs which provide the highest influenceability and highest target contribution are prioritized within the next steps to minimize required efforts and maximize benefits. EVs with low influenceability or low target contribution can be neglected in a first step. Figure 6 illustrates a matrix for EV prioritization with different sectors and respective priorities.

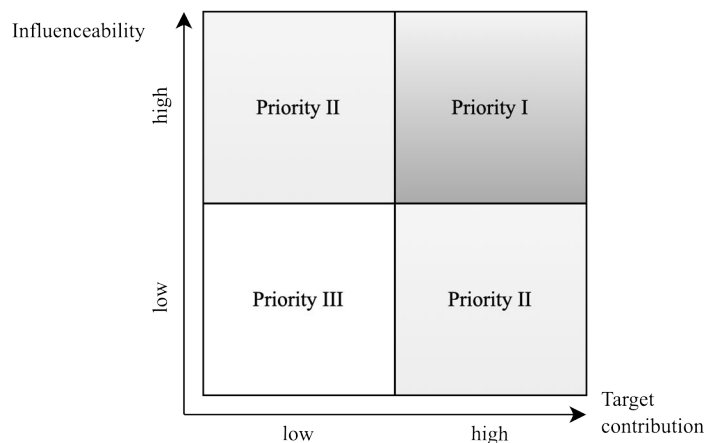


Figure 6: Elementary variables priority matrix

### 3.3.4 Elementary variable (EV) fidelity elaboration

Once the initial problem is broken down into its underlying EVs, the actual DT concept has to be developed. DT is commonly considered as an ultra-realistic, high-fidelity virtual model of a physical entity, mirroring all of its properties most accurately [13].



Supporting the understanding of what characterizes a comprehensive DT, we concurrently question whether all EVs actually have to receive such treatment in reality. The DT fidelity required for a variable to support target contribution is highly context dependent. Therefore, the DT-FRM proposes a different approach to put DT technology into beneficial use in industrial applications. Starting with priority I EVs, the individual variables are assessed for their required fidelity to support TV adjustment towards problem solution. Generally sharing the understanding of [7] in terms of fidelity, the DT-FRM introduces two overall dimensions which are used to determine DT fidelity requirements: level of integration (1) and fidelity (2). Since the meaning of concepts around fidelity like abstraction, accuracy, granularity, precision, etc., is similar but not identical [117], this article additionally defines three sub-dimensions of fidelity.

The first overall dimension is the level of integration. [15] defines the three different DT levels of integration: modeling, shadowing and twinning. Modeling refers to manual data exchange from physical to virtual (P2V) and virtual to physical (V2P). Shadowing describes P2V as fully automatic with V2P still being manual. Twinning is then understood as automatic P2V with the feedback loop V2P being automatic as well. For every EV incorporated into a DT application, the level of integration has to be defined. If the variable needs to be monitored autonomously and digital control is required to alter its value in terms of target contribution, the level of integration to implement is twinning. If monitoring is required but no automatic control is needed, the level of integration is shadowing. If none is the case, modeling is sufficient for the particular variable. The second overall dimension is fidelity, which consists of three sub-dimensions: tolerance (1), frequency (2) and latency (3). For each EV, the technical tolerance for measuring and, in the case of twinning, for control needs to be determined. The tolerance defines how precisely a value needs to be monitored or altered to achieve target contribution. Furthermore, the frequency needed for data exchange between the DTs physical and virtual space needs to be considered. Frequency thereby is regarded as how often data is transferred during a given time interval. The third sub-dimension is latency. Latency describes the amount of time data needs to reach its destination, which is also known as delay. Instead of using scarce financial resources to reach out for maximum fidelity, it must be carefully evaluated which minimum level is required to secure the respective variables' target contribution. Otherwise, over-engineering fidelity leads to excess costs, which must be avoided. Thus, not all EVs require high-fidelity twinning. After the level of integration and the DT fidelity are elaborated for all relevant variables, the EVs can be numbered and plotted into a DT fidelity requirements matrix. Figure 7 gives a basic example of such a matrix. By utilizing such matrices, the overall complexity of proposed DT solutions to different problems can be visualized. The higher the level of integration and fidelity, the higher the estimated costs for implementing the DT.

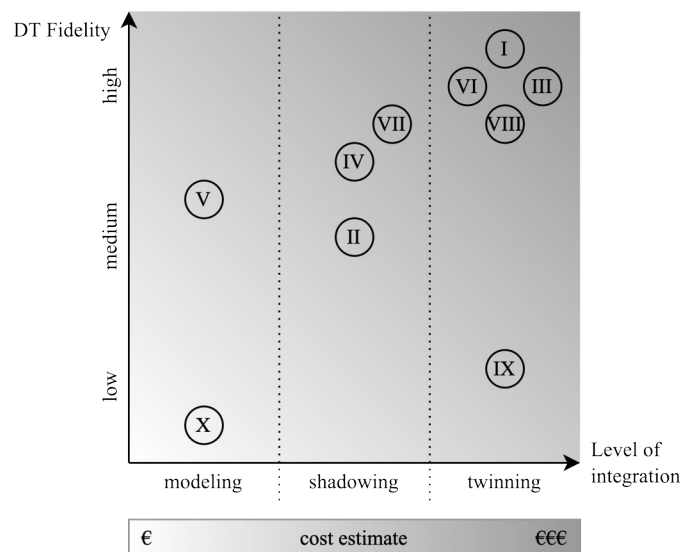


Figure 7: Digital Twin fidelity requirements matrix with example elementary variables

#### 4. Results and Discussion

In today's complex manufacturing environments, organizations face highly competitive pressure and are therefore dependent on promising digitalization concepts like Digital Twins. However, the understanding of what a DT is and how it can effectively be applied to solve existing problems differs among organizations. According to most academic definitions, the fidelity of the virtual models replicating the physical world must be as high as possible, whereas in practice this is not always feasible. Literary analysis of 77 scientific papers describing DT applications in manufacturing has revealed a lack of conceptual basis and guidelines for structured implementation of DTs. This hinders the applicability of DTs in different domains. Even if structured procedures have been described, they tend to be specific and not transferable. Additionally, DT fidelity has not been considered in most application articles. The majority have been found to support academia's common understanding of targeting high-fidelity. Contrary, this article presented the Digital Twin Fidelity Requirements Model (DT-FRM) as part of a cost-benefit analysis for DT implementation decisions. The DT-FRM aims at securing economic benefits when applying DT technology to exploit existing improvement potentials in production environments. Despite questioning the focus of most academics aiming for high-fidelity models, we do not generally reject the available definitions of DT. Instead, we emphasize that elaborating suitable fidelity levels is necessary to maximize benefits by applying DTs to existing problems. Since concrete benefits of using DTs are currently still unclear, applying the DT-FRM to defined problems serves as a good starting point to increase understanding and decrease implementation complexity of DTs and its related technologies. The method helps practitioners to estimate benefits of DT application while assisting with DT concept development. Nevertheless, we suppose that the benefits of applying DTs in the future go beyond merely solving known problems, e.g., by unveiling hidden improvement potentials and enabling new business models. Iteratively increasing fidelity during the lifetime of the DT might be a solution to exploit its full potential while still considering appropriate fidelity levels. Future research should address the application of the DT-FRM to real manufacturing scenarios to confirm its necessity and validity. Additionally, it should be investigated which other factors besides fidelity influence costs for DT implementation.

#### Acknowledgements

This research is funded by dtec.bw within the project "LaiLa - Laboratory for intelligent lightweight applications". We would like to thank the Composite Technology Center / CTC GmbH (An Airbus Company) for supporting our work.

#### References

- [1] Bauernhansl, T., Krüger, J., Reinhart, G., Schuh, G., 2016. WGP-Standpunkt Industrie 4.0. Wissenschaftliche Gesellschaft für Produktionstechnik e.V. – WGP, Accessed: 07/30/2021, [Online], Available: [https://wgp.de/wp-content/uploads/WGP-Standpunkt\\_Industrie\\_4-0.pdf](https://wgp.de/wp-content/uploads/WGP-Standpunkt_Industrie_4-0.pdf)
- [2] Sanders, A., Elangeswaran, C., Wulfsberg, J., 2016. Industry 4.0 implies lean manufacturing: Research activities in industry 4.0 function as enablers for lean manufacturing. *Journal of Industrial Engineering and Management* 9 (3), 811.
- [3] Björkdahl, J., 2020. Strategies for Digitalization in Manufacturing Firms. *California Management Review* 62 (4), 17–36.
- [4] Oztemel, E., Gursev, S., 2020. Literature review of Industry 4.0 and related technologies. *Journal of Intelligent Manufacturing* 31 (1), 127–182.
- [5] Osterrieder, P., Budde, L., Friedli, T., 2020. The smart factory as a key construct of industry 4.0: A systematic literature review. *International Journal of Production Economics* 221.

- [6] Liu, M., Shuiliang, F., Dong, H., Xu, C., 2020. Review of digital twin about concepts, technologies, and industrial applications. *Journal of Manufacturing Systems* 58 (Part B), 346–361.
- [7] Jones, D., Snider, C., Nassehi, A., Yon, J., Hicks, B., 2020. Characterising the Digital Twin: A systematic literature review. *CIRP Journal of Manufacturing Science and Technology* 29, 36–52.
- [8] Tao, F., Zhang, H., Liu, A., Nee, A.Y.C., 2019. Digital Twin in Industry: State-of-the-Art. *IEEE Transactions on Industrial Informatics* 15 (4), 2405–2415.
- [9] Wendenburg, M., 2017. Digital Twin is about to rollout by Airbus. Accessed: 01/27/2022, [Online], Available: <https://ascon-systems.de/en/digital-twin-is-about-to-rollout-by-airbus/>
- [10] Daimler, Production is becoming smart. Industry 4.0 and the networked factory. Accessed: 01/27/2022, [Online], Available: <https://www.daimler.com/innovation/case/connectivity/industry-4-0.html>
- [11] Caulfield, B., 2021. NVIDIA, BMW Blend Reality, Virtual Worlds to Demonstrate Factory of the Future. Accessed: 01/27/2022, [Online], Available: <https://blogs.nvidia.com/blog/2021/04/13/nvidia-bmw-factory-future/>
- [12] General Electric, 2016. GE Digital Twin: Analytic Engine for the Digital Power Plant. Accessed: 01/08/2022, [Online], Available: [https://www.ge.com/digital/sites/default/files/download\\_assets/Digital-Twin-for-the-digital-power-plant.pdf](https://www.ge.com/digital/sites/default/files/download_assets/Digital-Twin-for-the-digital-power-plant.pdf)
- [13] VanDerHorn, E., Mahadevan, S., 2021. Digital Twin: Generalization, characterization and implementation. *Decision Support Systems* 145.
- [14] Uhlenkamp, J.-F., Hribernik, K., Wellsandt, S., Thoben, K.-D., 2019. Digital Twin Applications : A first systemization of their dimensions. *IEEE International Conference on Engineering, Technology and Innovation (ICE/ITMC)*, Valbonne Sophia-Antipolis, France, 1–8.
- [15] Kritzinger, W., Karner, M., Traar, G., Henjes, J., Sihn, W., 2018. Digital Twin in manufacturing: A categorical literature review and classification. *IFAC-PapersOnLine* 51 (11), 1016–1022.
- [16] Negri, E., Fumagalli, L., Macchi, M., 2017. A Review of the Roles of Digital Twin in CPS-based Production Systems. *Procedia Manufacturing* 11, 939–948.
- [17] Grieves, M., 2015. Digital Twin: Manufacturing Excellence through Virtual Factory Replication. Accessed: 01/08/2022, [Online], Available: <https://www.3ds.com/fileadmin/PRODUCTS-SERVICES/DELMIA/PDF/Whitepaper/DELMIA-APRISO-Digital-Twin-Whitepaper.pdf>
- [18] Glaessgen, E.H., Stargel, D.S., 2012. The Digital Twin Paradigm for Future NASA and U.S. Air Force Vehicles. Accessed: 01/08/2022, [Online], Available: <https://ntrs.nasa.gov/citations/20120008178>
- [19] Panetta, K., 2019. 5 Trends Emerge In Gartner Hype Cycle For Emerging Technologies 2018. Accessed: 01/27/2022, [Online], Available: <https://www.gartner.com/smarterwithgartner/5-trends-emerge-in-gartner-hype-cycle-for-emerging-technologies-2018>
- [20] Polini, W., Corrado, A., 2020. Digital twin of composite assembly manufacturing process. *International Journal of Production Research* 58 (17), 5238–5252.
- [21] Joppen, R., Lipsmeier, A., Tewes, C., Kühn, A., Dumitrescu, R., 2019. Evaluation of investments in the digitalization of a production. *Procedia CIRP* 81, 411–416.
- [22] Reifsnider, K., Majumdar, P., 2013. Multiphysics Stimulated Simulation Digital Twin Methods for Fleet Management. 54th AIAA/ASME/ASCE/AHS/ASC Structures, Structural Dynamics, and Materials Conference, Boston, USA.
- [23] Shafto, M., Conroy, M., Doyle, R., Glaessgen, E.H., Kemp, C., LeMoigne, J., Wang, L., 2010. Modeling, Simulation, Information Technology & Processing Roadmap Technology Area 11. Accessed: 01/27/2022, [Online], Available: [https://www.nasa.gov/pdf/501321main\\_TA11-MSITP-DRAFT-Nov2010-A1.pdf](https://www.nasa.gov/pdf/501321main_TA11-MSITP-DRAFT-Nov2010-A1.pdf)
- [24] Bielefeldt, B.R., Hochhalter, J.D., Hartl, D.J., 2018. Shape memory alloy sensory particles for damage detection: Experiments, analysis, and design studies. *Structural Health Monitoring* 17 (4), 777–814.

- [25] Bazilevs, Y., Deng, X., Korobenko, A., Lanza di Scalea, F., Todd, M.D., Taylor, S.G., 2015. Isogeometric Fatigue Damage Prediction in Large-Scale Composite Structures Driven by Dynamic Sensor Data. *Journal of Applied Mechanics* 82 (9).
- [26] Grieves, M., Vickers, J., 2017. Digital Twin: Mitigating Unpredictable, Undesirable Emergent Behavior in Complex Systems. in: Kahlen, F.-J., Flumerfelt, S., Alves, A. (Eds.), *Transdisciplinary Perspectives on Complex Systems: New Findings and Approaches*, Springer International Publishing, Cham, pp. 85–113.
- [27] Alam, K.M., El Saddik, A., 2017. C2PS: A Digital Twin Architecture Reference Model for the Cloud-Based Cyber-Physical Systems. *IEEE Access* 5, 2050–2062.
- [28] Zheng, P., Lin, T.-J., Chen, C.-H., Xu, X., 2018. A systematic design approach for service innovation of smart product-service systems. *Journal of Cleaner Production* 201, 657–667.
- [29] Talkhestani, B.A., Jazdi, N., Schloegl, W., Weyrich, M., 2018. Consistency check to synchronize the Digital Twin of manufacturing automation based on anchor points. *Procedia CIRP* 72, 159–164.
- [30] Tao, F., Qi, Q., Wang, L., Nee, A.Y.C., 2019. Digital Twins and Cyber-Physical Systems toward Smart Manufacturing and Industry 4.0: Correlation and Comparison. *Engineering* 5 (4), 653–661.
- [31] Zhang, L., Zhou, L., Horn, B.K.P., 2021. Building a right digital twin with model engineering. *Journal of Manufacturing Systems* 59, 151–164.
- [32] Boschert, S., Rosen, R., 2016. Digital Twin—The Simulation Aspect. in: Hehenberger, P., Bradley, D. (Eds.), *Mechatronic Futures*, Springer International Publishing, Cham, pp. 59–74.
- [33] van der Zee, D.-J., 2019. Model simplification in manufacturing simulation – Review and framework. *Computers & Industrial Engineering* 127, 1056–1067.
- [34] Fishwick, P.A., 1988. The role of process abstraction in simulation. *IEEE Transactions on Systems, Man, and Cybernetics* 18 (1), 18–39.
- [35] Müller, R., Vette, M., Hörauf, L., Speicher, C., Burkhard, D., 2017. Lean Information and Communication Tool to Connect Shop and Top Floor in Small and Medium-sized Enterprises. *Procedia Manufacturing* 11, 1043–1052.
- [36] Arisoy, E.B., Ren, G., Ulu, E., Ulu, N.G., Musuvathy, S., 2016. A Data-Driven Approach to Predict Hand Positions for Two-Hand Grasps of Industrial Objects. 36th Computers and Information in Engineering Conference, Charlotte, USA.
- [37] Schroeder, G.N., Steinmetz, C., Pereira, C.E., Espindola, D.B., 2016. Digital Twin Data Modeling with AutomationML and a Communication Methodology for Data Exchange. *IFAC-PapersOnLine* 49 (30), 12–17.
- [38] Abramovici, M., Göbel, J.C., Dang, H.B., 2016. Semantic data management for the development and continuous reconfiguration of smart products and systems. *CIRP Annals* 65 (1), 185–188.
- [39] Rosen, R., von Wichert, G., Lo, G., Bettenhausen, K.D., 2015. About The Importance of Autonomy and Digital Twins for the Future of Manufacturing. *IFAC-PapersOnLine* 48 (3), 567–572.
- [40] Gabor, T., Belzner, L., Kiermeier, M., Beck, M.T., Neitz, A., 2016. A Simulation-Based Architecture for Smart Cyber-Physical Systems. *IEEE International Conference on Autonomic Computing (ICAC)*, Wuerzburg, Germany, 374–379.
- [41] Campos-Ferreira, A., Lozoya-Santos, J., Vargas-Martinez, A., Mendoza, R.R., Morales-Menendez, R., 2019. Digital Twin Applications: A Review. *Memorias del congreso nacional de control automático*, Puebla, Mexico.
- [42] Vachalek, J., Bartalsky, L., Rovny, O., Sismisova, D., Morhac, M., Loksik, M., 2017. The digital twin of an industrial production line within the industry 4.0 concept. 21st International Conference on Process Control, Strbske Pleso, Slovakia, 258–262.
- [43] Rodič, B., 2017. Industry 4.0 and the New Simulation Modelling Paradigm. *Organizacija* 50 (3), 193–207.
- [44] Haag, S., Anderl, R., 2018. Digital twin – Proof of concept. *Manufacturing Letters* 15, 64–66.

- [45] Luo, W., Hu, T., Zhu, W., Tao, F., 2018. Digital twin modeling method for CNC machine tool. IEEE 15th International Conference on Networking, Sensing and Control (ICNSC), Zhuhai, China, 1–4.
- [46] Parrott, A., Warsaw, L., 2017. Industry 4.0 and the digital twin. [Online], Available: <https://www2.deloitte.com/us/en/insights/focus/industry-4-0/digital-twin-technology-smart-factory.html>
- [47] Uhlemann, T.H.-J., Lehmann, C., Steinhilper, R., 2017. The Digital Twin: Realizing the Cyber-Physical Production System for Industry 4.0. *Procedia CIRP* 61, 335–340.
- [48] Bottani, E., Cammardella, A., Murino, T., Vespoli, S., 2017. From the Cyber-Physical System to the Digital Twin: the process development for behaviour modelling of a Cyber Guided Vehicle in M2M logic. XXII Summer School F. Turco - Industrial Systems Engineering, 1–7.
- [49] Brenner, B., Hummel, V., 2017. Digital Twin as Enabler for an Innovative Digital Shopfloor Management System in the ESB Logistics Learning Factory at Reutlingen - University. *Procedia Manufacturing* 9, 198–205.
- [50] Kuhn, T., 2017. Digitaler Zwilling. *Informatik-Spektrum* 40 (5), 440–444.
- [51] Lindström, J., Larsson, H., Jonsson, M., Lejon, E., 2017. Towards Intelligent and Sustainable Production: Combining and Integrating Online Predictive Maintenance and Continuous Quality Control. *Procedia CIRP* 63, 443–448.
- [52] Mell, P., Grance, T., 2011. The NIST definition of cloud computing. NIST SP 800-145, National Institute of Standards and Technology, Accessed: 01/10/2022, [Online], Available: <https://nvlpubs.nist.gov/nistpubs/Legacy/SP/nistspecialpublication800-145.pdf>
- [53] Pawlaszczyk, D., 2006. Scalable multi agent based simulation-Considering efficient simulation of transport logistic networks. 12th ASIM Conference - Simulation in Production and Logistics, Kassel, Germany.
- [54] Reeves, C., 2017. Spotlight on the Digital Twin. [Online], Available: <https://www.ansys.com/content/dam/product/systems-embedded-and-integrated/twin-builder/ansys-advantage-digital-twin-aa-v11-i1.pdf>
- [55] Schleich, B., Anwer, N., Mathieu, L., Wartzack, S., 2017. Shaping the digital twin for design and production engineering. *CIRP Annals* 66 (1), 141–144.
- [56] Schluse, M., Rossmann, J., 2016. From simulation to experimentable digital twins: Simulation-based development and operation of complex technical systems. IEEE International Symposium on Systems Engineering (ISSE), Edinburgh, United Kingdom, 1–6.
- [57] Hu, W., Zhang, T., Deng, X., Liu, Z., Tan, J., 2021. Digital twin: a state-of-the-art review of its enabling technologies, applications and challenges. *Journal of Intelligent Manufacturing and Special Equipment* 2 (1), 1–34.
- [58] Leng, J., Zhang, H., Yan, D., Liu, Q., Chen, X., Zhang, D., 2019. Digital twin-driven manufacturing cyber-physical system for parallel controlling of smart workshop. *Journal of Ambient Intelligence and Humanized Computing* 10 (3), 1155–1166.
- [59] Malik, A.A., Bilberg, A., 2018. Digital twins of human robot collaboration in a production setting. *Procedia Manufacturing* 17, 278–285.
- [60] Zhuang, C., Liu, J., Xiong, H., 2018. Digital twin-based smart production management and control framework for the complex product assembly shop-floor. *The International Journal of Advanced Manufacturing Technology* 96 (1–4), 1149–1163.
- [61] Coronado, P.D.U., Lynn, R., Louhichi, W., Parto, M., Wescoat, E., Kurfess, T., 2018. Part data integration in the Shop Floor Digital Twin: Mobile and cloud technologies to enable a manufacturing execution system. *Journal of Manufacturing Systems* 48, 25–33.
- [62] Liu, Q., Zhang, H., Leng, J., Chen, X., 2019. Digital twin-driven rapid individualised designing of automated flow-shop manufacturing system. *International Journal of Production Research* 57 (12), 3903–3919.
- [63] Priggemeyer, M., Roßmann, J., 2018. Simulation-based Control of Reconfigurable Robotic Workcells: Interactive Planning and Execution of Processes in Cyber-Physical Systems. 50th International Symposium on Robotics, Munich, Germany.

- [64] Qamsane, Y., Chen, C.-Y., Balta, E.C., Kao, B.-C., Mohan, S., Moyne, J., Tilbury, D., Barton, K., 2019. A Unified Digital Twin Framework for Real-time Monitoring and Evaluation of Smart Manufacturing Systems. IEEE 15th International Conference on Automation Science and Engineering (CASE), Vancouver, Canada, 1394–1401.
- [65] Qi, Q., Tao, F., Zuo, Y., Zhao, D., 2018. Digital Twin Service towards Smart Manufacturing. *Procedia CIRP* 72, 237–242.
- [66] Stark, R., Kind, S., Neumeyer, S., 2017. Innovations in digital modelling for next generation manufacturing system design. *CIRP Annals* 66 (1), 169–172.
- [67] Tao, F., Zhang, M., 2017. Digital Twin Shop-Floor: A New Shop-Floor Paradigm Towards Smart Manufacturing. *IEEE Access* 5, 20418–20427.
- [68] Zambal, S., Eitzinger, C., Clarke, M., Klintworth, J., Mechin, P.-Y., 2018. A digital twin for composite parts manufacturing: Effects of defects analysis based on manufacturing data. IEEE 16th International Conference on Industrial Informatics (INDIN), Porto, Portugal, 803–808.
- [69] Zhang, H., Zhang, G., Yan, Q., 2019. Digital twin-driven cyber-physical production system towards smart shop-floor. *Journal of Ambient Intelligence and Humanized Computing* 10 (11), 4439–4453.
- [70] Bohlin, R., Hagmar, J., Bengtsson, K., Lindkvist, L., Carlson, J.S., Söderberg, R., 2017. Data Flow and Communication Framework Supporting Digital Twin for Geometry Assurance. ASME International Mechanical Engineering Congress and Exposition, Tampa, USA.
- [71] Ghosh, A.K., Ullah, A.S., Kubo, A., 2019. Hidden Markov model-based digital twin construction for futuristic manufacturing systems. *Artificial Intelligence for Engineering Design, Analysis and Manufacturing* 33 (3), 317–331.
- [72] Kannan, K., Arunachalam, N., 2019. A Digital Twin for Grinding Wheel: An Information Sharing Platform for Sustainable Grinding Process. *Journal of Manufacturing Science and Engineering* 141 (2).
- [73] Knapp, G.L., Mukherjee, T., Zuback, J.S., Wei, H.L., Palmer, T.A., De, A., DebRoy, T., 2017. Building blocks for a digital twin of additive manufacturing. *Acta Materialia* 135, 390–399.
- [74] Liu, J., Zhou, H., Liu, X., Tian, G., Wu, M., Cao, L., Wang, W., 2019. Dynamic Evaluation Method of Machining Process Planning Based on Digital Twin. *IEEE Access* 7, 19312–19323.
- [75] Macchi, M., Roda, I., Negri, E., Fumagalli, L., 2018. Exploring the role of Digital Twin for Asset Lifecycle Management. *IFAC-PapersOnLine* 51 (11), 790–795.
- [76] Nikolakis, N., Alexopoulos, K., Xanthakis, E., Chryssolouris, G., 2019. The digital twin implementation for linking the virtual representation of human-based production tasks to their physical counterpart in the factory-floor. *International Journal of Computer Integrated Manufacturing* 32 (1), 1–12.
- [77] Pereverzev, P.P., Akintseva, A.V., Alsigar, M.K., Ardashev, D.V., 2019. Designing optimal automatic cycles of round grinding based on the synthesis of digital twin technologies and dynamic programming method. *Mechanical Sciences* 10 (1), 331–341.
- [78] Sharif Ullah, A., 2019. Modeling and simulation of complex manufacturing phenomena using sensor signals from the perspective of Industry 4.0. *Advanced Engineering Informatics* 39, 1–13.
- [79] Soares, R.M., Câmara, M.M., Feital, T., Pinto, J.C., 2019. Digital Twin for Monitoring of Industrial Multi-Effect Evaporation. *Processes* 7 (8).
- [80] Sun, X., Bao, J., Li, J., Zhang, Y., Liu, S., Zhou, B., 2020. A digital twin-driven approach for the assembly-commissioning of high precision products. *Robotics and Computer-Integrated Manufacturing* 61.
- [81] Zhang, H., Zhang, G., Yan, Q., 2018. Dynamic resource allocation optimization for digital twin-driven smart shopfloor. IEEE 15th International Conference on Networking, Sensing and Control (ICNSC), Zhuhai, 1–5.
- [82] Zhao, R., Yan, D., Liu, Q., Leng, J., Wan, J., Chen, X., Zhang, X., 2019. Digital Twin-Driven Cyber-Physical System for Autonomously Controlling of Micro Punching System. *IEEE Access* 7, 9459–9469.

- [83] Zhu, Z., Liu, C., Xu, X., 2019. Visualisation of the Digital Twin data in manufacturing by using Augmented Reality. *Procedia CIRP* 81, 898–903.
- [84] Cimino, C., Negri, E., Fumagalli, L., 2019. Review of digital twin applications in manufacturing. *Computers in Industry* 113.
- [85] Angrish, A., Starly, B., Lee, Y.-S., Cohen, P.H., 2017. A flexible data schema and system architecture for the virtualization of manufacturing machines (VMM). *Journal of Manufacturing Systems* 45, 236–247.
- [86] Ardanza, A., Moreno, A., Segura, Á., de la Cruz, M., Aguinaga, D., 2019. Sustainable and flexible industrial human machine interfaces to support adaptable applications in the Industry 4.0 paradigm. *International Journal of Production Research* 57 (12), 4045–4059.
- [87] Moreno, A., Velez, G., Ardanza, A., Barandiaran, I., de Infante, Á.R., Chopitea, R., 2017. Virtualisation process of a sheet metal punching machine within the Industry 4.0 vision. *International Journal on Interactive Design and Manufacturing (IJIDeM)* 11 (2), 365–373.
- [88] Guo, F., Zou, F., Liu, J., Wang, Z., 2018. Working mode in aircraft manufacturing based on digital coordination model. *The International Journal of Advanced Manufacturing Technology* 98, 1547–1571.
- [89] Longo, F., Nicoletti, L., Padovano, A., 2019. Ubiquitous knowledge empowers the Smart Factory: The impacts of a Service-oriented Digital Twin on enterprises' performance. *Annual Reviews in Control* 47, 221–236.
- [90] Zhang, H., Liu, Q., Chen, X., Zhang, D., Leng, J., 2017. A Digital Twin-Based Approach for Designing and Multi-Objective Optimization of Hollow Glass Production Line. *IEEE Access* 5, 26901–26911.
- [91] Um, J., Popper, J., Ruskowski, M., 2018. Modular augmented reality platform for smart operator in production environment. *IEEE Industrial Cyber-Physical Systems (ICPS)*, St. Petersburg, 720–725.
- [92] Oyekan, J.O., Hutabarat, W., Tiwari, A., Grech, R., Aung, M.H., Mariani, M.P., López-Dávalos, L., Ricaud, T., Singh, S., Dupuis, C., 2019. The effectiveness of virtual environments in developing collaborative strategies between industrial robots and humans. *Robotics and Computer-Integrated Manufacturing* 55, 41–54.
- [93] Park, K.T., Nam, Y.W., Lee, H.S., Im, S.J., Noh, S.D., Son, J.Y., Kim, H., 2019. Design and implementation of a digital twin application for a connected micro smart factory. *International Journal of Computer Integrated Manufacturing* 32 (6), 596–614.
- [94] Hu, L., Nguyen, N.-T., Tao, W., Leu, M.C., Liu, X.F., Shahriar, M.R., Al Sunny, S.M.N., 2018. Modeling of Cloud-Based Digital Twins for Smart Manufacturing with MT Connect. *Procedia Manufacturing* 26, 1193–1203.
- [95] Shahriar, M.R., Sunny, S.M.N.A., Liu, X., Leu, M.C., Hu, L., Nguyen, N.-T., 2018. MTComm Based Virtualization and Integration of Physical Machine Operations with Digital-Twins in Cyber-Physical Manufacturing Cloud. 5th IEEE International Conference on Cyber Security and Cloud Computing (CSCloud) and 4th IEEE International Conference on Edge Computing and Scalable Cloud (EdgeCom), Shanghai, China, 46–51.
- [96] DebRoy, T., Zhang, W., Turner, J., Babu, S.S., 2017. Building digital twins of 3D printing machines. *Scripta Materialia* 135, 119–124.
- [97] Kuts, V., Modoni, G.E., Terkaj, W., Tähemaa, T., Sacco, M., Otto, T., 2017. Exploiting Factory Telemetry to Support Virtual Reality Simulation in Robotics Cell. in: De Paolis, L.T., Bourdot, P., Mongelli, A. (Eds.), *Augmented Reality, Virtual Reality, and Computer Graphics*, Springer International Publishing, Cham, pp. 212–221.
- [98] Souza, V., Cruz, R., Silva, W., Lins, S., Lucena, V., 2019. A Digital Twin Architecture Based on the Industrial Internet of Things Technologies. *IEEE International Conference on Consumer Electronics (ICCE)*, Las Vegas, USA, 1–2.
- [99] Sjarov, M., Lechler, T., Fuchs, J., Brossog, M., Selmaier, A., Faltus, F., Donhauser, T., Franke, J., 2020. The Digital Twin Concept in Industry – A Review and Systematization. 25th IEEE International Conference on Emerging Technologies and Factory Automation (ETFA), Vienna, Austria, 1789–1796.

- [100] Karakra, A., Fontanili, F., Lamine, E., Lamothe, J., 2019. HospiT'Win: A Predictive Simulation-Based Digital Twin for Patients Pathways in Hospital. IEEE EMBS International Conference on Biomedical & Health Informatics (BHI), Chicago, USA, 1–4.
- [101] David, J.S., 2018. Development of a Digital Twin of a Flexible Manufacturing System for Assisted Learning. Master's Thesis, Tampere University of Technology, Tampere, Finland.
- [102] Guo, J., Zhao, N., Sun, L., Zhang, S., 2019. Modular based flexible digital twin for factory design. *Journal of Ambient Intelligence and Humanized Computing* 10 (3), 1189–1200.
- [103] Kunath, M., Winkler, H., 2018. Integrating the Digital Twin of the manufacturing system into a decision support system for improving the order management process. *Procedia CIRP* 72, 225–231.
- [104] Lohtander, M., Ahonen, N., Lanz, M., Ratava, J., Kaakkunen, J., 2018. Micro Manufacturing Unit and the Corresponding 3D-Model for the Digital Twin. *Procedia Manufacturing* 25, 55–61.
- [105] Söderberg, R., Wärmefjord, K., Carlson, J.S., Lindkvist, L., 2017. Toward a Digital Twin for real-time geometry assurance in individualized production. *CIRP Annals* 66 (1), 137–140.
- [106] Chhetri, S.R., Faezi, S., Canedo, A., Faruque, M.A.A., 2019. QUILT: quality inference from living digital twins in IoT-enabled manufacturing systems. *Proceedings of the International Conference on Internet of Things Design and Implementation*, Montreal Quebec Canada, 237–248.
- [107] Havard, V., Jeanne, B., Lacomblez, M., Baudry, D., 2019. Digital twin and virtual reality: a co-simulation environment for design and assessment of industrial workstations. *Production & Manufacturing Research* 7 (1), 472–489.
- [108] Bartsch, K., Pettke, A., Hübert, A., Lakämper, J., Lange, F., 2021. On the digital twin application and the role of artificial intelligence in additive manufacturing: a systematic review. *Journal of Physics: Materials* 4 (3).
- [109] Ko, H., Witherell, P., Ndiaye, N.Y., Lu, Y., 2019. Machine Learning based Continuous Knowledge Engineering for Additive Manufacturing. *IEEE 15th International Conference on Automation Science and Engineering (CASE)*, Vancouver, BC, Canada, 648–654.
- [110] Liu, C., Le Roux, L., Körner, C., Tabaste, O., Lacan, F., Bigot, S., 2020. Digital Twin-enabled Collaborative Data Management for Metal Additive Manufacturing Systems. *Journal of Manufacturing System*.
- [111] Mukherjee, T., DebRoy, T., 2019. A digital twin for rapid qualification of 3D printed metallic components. *Applied Materials Today* 14, 59–65.
- [112] Wang, Y., Lin, Y., Zhong, R.Y., Xu, X., 2019. IoT-enabled cloud-based additive manufacturing platform to support rapid product development. *International Journal of Production Research* 57 (12), 3975–3991.
- [113] Joppen, R., Kühn, A., Hupach, D., Dumitrescu, R., 2019. Collecting data in the assessment of investments within production. *Procedia CIRP* 79, 466–471.
- [114] Westermann, G., Finger, S., Giereth, S., Hoffmann, S., Kähler, M., Kölle, V., Popall, M., Reimers, D., Richter, J., Rückriem, K., Schulz, I., Sicorello, S., Thurisch, H., Wendt, S., 2021. *Kosten-Nutzen-Analyse: Einführung und Fallstudien*. Erich Schmidt Verlag, Berlin.
- [115] vom Brocke, J., Hevner, A., Maedche, A., 2020. *Design Science Research. Cases*. Springer International Publishing, Cham.
- [116] Wieringa, R.J., 2014. *Design Science Methodology for Information Systems and Software Engineering*. Springer Berlin Heidelberg, Berlin, Heidelberg.
- [117] Maier, J.F., Eckert, C.M., John Clarkson, P., 2017. Model granularity in engineering design – concepts and framework. *Design Science* 3.



## Biography



**Christian Kober, M.Sc.** (\*1995) studied Industrial Engineering at the University of Applied Sciences Wedel. He joined the Helmut Schmidt University Hamburg in 2021 as research associate and doctoral candidate. His research focuses on economic aspects of Digital Twins in manufacturing. He previously gained experience in the aerospace and automotive industry.



**Vincent Adomat, M.Sc.** (\*1994) studied Industrial Engineering and Business Economics at Leuphana University Lüneburg and International Management and Engineering at Hamburg University of Technology. For pursuing his PhD in Engineering, he joined the Institute of Production Engineering at Helmut Schmidt University in 2020.



**Maryam Ahanpanjeh, M.Sc.** (\*1989) has been a research associate and doctoral candidate at the Helmut Schmidt University since 2021. She received the Master degree in Mechanical Engineering from the Tarbiat Modares University in Tehran. Her main research interests are digitalization of lightweight production and robotics.



**Marc Fette, M.Sc., MBA** (\*1985) has been leading the research group Additive Manufacturing & Lightweight Technologies at chair of Production Engineering in the Department of Mechanical Engineering at Helmut Schmidt University in Hamburg since 2016. He is CEO of the Composite Technology Center of Airbus in Stade and chairman of the Technical Division Aerospace Technologies at VDI.



**Univ.-Prof. Dr.-Ing. Jens Wulfsberg** (\*1959) is head of chair of Production Engineering in the Department of Mechanical Engineering at Helmut Schmidt University in Hamburg since 2001. After having been dean of the Faculty of Mechanical Engineering, he has been the president of the German Scientific Society for Production Engineering (WGP) since 2022.