

**Gesundheitsökonomische Aspekte bei der Versorgung von Menschen mit
seltenen Erkrankungen**

Von der Wirtschaftswissenschaftlichen Fakultät der
Gottfried Wilhelm Leibniz Universität Hannover
zur Erlangung des akademischen Grades

Doktor der Wirtschaftswissenschaften
– Doctor rerum politicarum –

genehmigte Dissertation

von

M. Sc. Frédéric Pauer
geboren am 18.09.1989 in Hannover

2017

Referent: Prof. Dr. J.-Matthias Graf von der Schulenburg

Korreferent: Prof. Dr. Volker E. Amelung

Tag der Promotion: 16. Oktober 2017

Meinen Eltern.

Zusammenfassung

Die Versorgung von Menschen mit seltenen Erkrankungen stellt Gesundheitssysteme vor große strukturelle, medizinische und ökonomische Herausforderungen. Eine Erkrankung wird dabei aus epidemiologischer Perspektive innerhalb der Europäischen Union als selten klassifiziert, wenn die Prävalenz geringer als 1:2.000 ist. Insgesamt geht man aufgrund der Vielzahl von seltenen Erkrankungen von etwa 30 Millionen Betroffenen in der Europäischen Union aus. Schätzungen für Deutschland beziffern die Anzahl an Menschen mit einer seltenen Erkrankung auf etwa 4 Millionen. Die Heterogenität der vielen, häufig schwerwiegenden Erkrankungen, die unter dem Oberbegriff „seltene Erkrankungen“ gefasst werden erzeugt einen Versorgungsbedarf, der nur unter großen Anstrengungen auf nationaler Ebene zu steuern ist. Auf Basis eines Forschungsberichtes des Bundesministeriums für Gesundheit wurde ein Nationaler Aktionsplan für Menschen mit seltenen Erkrankungen erarbeitet, welcher Handlungsfelder, Empfehlungen und Maßnahmenvorschläge aus den Bereichen Forschung, Diagnose, Register, Informationsmanagement, Patientenorientierung sowie Implementierung und Weiterentwicklung beinhaltet. An diesen Handlungsfeldern knüpft die vorliegende kumulative Dissertation an; die Zielsetzung bezieht sich auf die wissenschaftliche Auseinandersetzung mit der Wissensvermittlung sowie mit gesundheitsökonomischen Aspekten im Bereich der seltenen Erkrankungen.

Die kumulative Dissertation umfasst zehn Publikationen. In den ersten drei Modulen wird der Aufbau eines bedarfsorientierten und qualitätsgesicherten Informationsmanagements im Bereich der seltenen Erkrankungen in Form eines zentralen Informationsportals thematisiert. Hierzu zählt die wissenschaftliche Ausarbeitung von Qualitätskriterien für Webseiten mit Informationen über seltene Erkrankungen. Darauf aufbauend konnte die Verfügbarkeit einzelner thematischer Informationskategorien in Abhängigkeit einzelner Gruppen von Informationsanbietern sowie die Qualität der vorhandenen Informationen eruiert werden. Zusätzlich wird in drei weiteren Modulen dieser Dissertation aufgezeigt, dass die Ermittlung von Prioritäten von Patienten zu verschiedenen versorgungsrelevanten Sachverhalten valide, wissenschaftlich anerkannte Methoden benötigt. Im Bereich der seltenen Erkrankungen entstehen durch die per Definition kleinen Patientengruppen zusätzliche methodische Herausforderungen, welche in den Publikationen untersucht werden. Dass die Versorgung von Menschen mit seltenen Erkrankungen Gesundheitswesen weltweit vor besondere ökonomische Herausforderungen stellt, ist bekannt. Verschiedene gesundheitsökonomische Aspekte in der Versorgung von Menschen mit seltenen Erkrankungen werden daher in den Modulen 7 bis 10 untersucht. In Modul 8 wird die Einführung eines Informationstelefons für Patienten, Angehörige und medizinische Leistungserbringer bewertet. Eine weitere Arbeit untersucht die Bedeutung von Selbsthilfegruppen und Patientenorganisationen als wesentliche Unterstützung zu der ärztlichen Versorgung im Bereich der seltenen Erkrankungen und zeigt dabei auf, welche

ökonomischen Herausforderungen diese gegenübergestellt sind. Abschließend werden in Modul 10 Aspekte der Versorgung aus Sicht von medizinischen Leistungserbringern untersucht.

Weitere Forschungsbedarfe lassen sich in der internationalen sowie interkontinentalen Informationsvermittlung erkennen. Darüber hinaus bedarf es Studien, in denen die Qualität der zur Verfügung stehenden Information über einzelne seltene Erkrankungen eruiert wird, sodass hieraus direkte Handlungsempfehlungen abgeleitet werden können. Zusätzlich wird der Einbezug von Prioritäten von Patienten in die medizinische Entscheidungsunterstützung ein zunehmend diskutiertes Themenfeld sein, für das valide, bedarfsgerechte und wissenschaftlich anerkannte Messmethoden benötigt werden. Zuletzt erzeugt die Versorgung von Menschen mit seltenen Erkrankungen eine bedeutende ökonomische Komponente, die in den nächsten Jahren durch evidenzbasierte Studienergebnisse strukturiert werden muss.

Schlagwörter: *Seltene Erkrankungen; Informationsvermittlung, Gesundheitsökonomie; Versorgungsforschung*

Abstract

The challenges posed by rare diseases are many and varied, and have an economic, medical, and public health focus. The European Union considers diseases to be rare when they affect no more than 5 in 10,000 people. It is estimated that there are between 5,000 and 8,000 different rare diseases, affecting nearly 30 million people in the European Union and 4 million people in Germany alone. In keeping with the European Council's recommendations, Germany published a National Action Plan for Rare Diseases in August 2013, which guides and structures actions in the context of rare diseases within their health and social systems. In this dissertation, the public health and economic challenges posed by rare diseases are analyzed. Additionally, there is a focus on scientific examination of information exchange in the field of rare diseases.

This dissertation consists of ten publications. The first three analyze the conceptualization and implementation of a central information portal about rare diseases in Germany, which refers to existing quality-assured information sources. They conclude that a method to distinguish high- and low-quality websites needs to be established and the generation of a catalog of quality criteria suitable for rare diseases needs consideration. One of these publications assesses the quality of information on the Internet about rare diseases and evaluates the varying quality of the information supplier categories.

Patient priorities and preference measurements were analyzed in a further three publications. Due to the variety of existing methods and small patient groups, it is challenging to define an appropriate method for addressing each decision problem. Four publications analyzed several health economic aspects of health care for people suffering from rare diseases. Of these, one publication examines the need for a telephone helpline for information on rare diseases for patients, their relatives, and physicians. Another evaluated the economic challenges of rare disease patient organizations, the structure of revenue, and expenditure. One publication also identified the deficits and challenges confronting healthcare services from the medical professional's perspective.

Within the scope of this dissertation, new open questions for future research activities were raised. Further evaluation of the international and intercontinental information exchange about rare diseases, as well as the quality of information on specific rare diseases, is necessary to derive strategic visions and recommendations for action. Moreover, the identification of patient priorities and preference measurements will gain more importance as patients claim a more active role in health care decision making. For this, we need better methodology that is valid, appropriate, and based on scientific evidence. Finally, there is a lack of evidence for questions about the health

economics of many specific rare diseases, as well as about rare disease healthcare structures in general.

Key words: *Rare Diseases; Health Information Exchange ; Health Economic; Health Services Reserach*

Inhalt

1 Motivation und Zielsetzung.....	1
2 Beitrag der vorliegenden kumulativen Dissertationsarbeit	4
2.1 Qualität von Informationen über seltene Erkrankungen.....	4
2.2 Prioritäten von Patienten mit seltenen Erkrankungen in Bezug auf die Informationsvermittlung.....	8
2.3 Analyse ausgewählter ökonomischer Aspekte bei der Versorgung von Menschen mit seltenen Erkrankungen	9
3 Zusammenfassung der Ergebnisse und Ausblick auf den weiteren Forschungsbedarf	12
Referenzen.....	16
Module der kumulativen Dissertation	17

1 Motivation und Zielsetzung

Menschen mit seltenen Erkrankungen sowie ihre gesundheitliche Versorgung sind in den vergangenen Jahren zunehmend in den Blickpunkt von Politik, Öffentlichkeit und Forschung gerückt. Ausgehend von den 2009 durch den Rat der Europäischen Union publizierten „Empfehlungen des Rates für eine Maßnahme im Bereich seltener Krankheiten“ wurde allen Mitgliedstaaten empfohlen, Nationale Aktionspläne für Menschen mit seltenen Erkrankungen zu erarbeiten [1]. Hierfür wurde in Deutschland das Nationale Aktionsbündnis für Menschen mit seltenen Erkrankungen (NAMSE) gegründet, durch das letztlich der deutsche Nationale Aktionsplan auf Basis eines Forschungsberichtes des Bundesministeriums für Gesundheit erarbeitet und veröffentlicht wurde. Dieser Aktionsplan beinhaltet Handlungsfelder, Empfehlungen und Maßnahmenvorschläge aus den Bereichen Forschung, Diagnose, Register, Informationsmanagement, Patientenorientierung sowie Implementierung und Weiterentwicklung [2].

Epidemiologisch werden Erkrankungen innerhalb der Europäischen Union (EU) als selten klassifiziert, wenn die Prävalenz geringer als 500 Fälle pro 1 Million Menschen beträgt. In anderen Regionen der Welt werden seltene Erkrankungen über teilweise höhere sowie niedrigere Prävalenzraten definiert (bspw. Vereinigte Staaten von Amerika (USA): 750:1.000.000; Japan: 400:1.000.000; Australien: 120:1.000.000) [3]. Auf Basis dieser Definitionen können etwa 7.000-8.000 verschiedene Erkrankungen als selten eingestuft werden. Insgesamt wird geschätzt, dass circa 27-36 Millionen Menschen allein in der EU und 25 Millionen in den USA an einer seltenen Erkrankung leiden. Innerhalb Deutschland geht man von vier Millionen Betroffenen aus. Aus medizinischer Sicht bilden seltene Erkrankungen eine sehr heterogene Gruppe mit zumeist sehr komplexen Krankheitsbildern. Sie sind meist multiorganbetreffend, verlaufen chronisch und gehen mit einer eingeschränkten Lebensqualität einher. Es wird geschätzt, dass circa 80% aller seltenen Erkrankungen genetisch bedingt sind, erste Symptome der Erkrankung zeigen sich dabei bereits häufig im Kindesalter [4]. Die Tatsache, dass seltene Erkrankungen auch mit dem englischen Begriff „orphan diseases“ (verwaiste Erkrankungen) übersetzt und gleichgestellt werden, zeigt die in vielen Fällen unzureichenden (und verwaisten) Versorgungsstrukturen, wenn es um die Behandlung und Betreuung von Menschen mit seltenen Erkrankungen geht: Denn trotz der großen Anzahl an Betroffenen Menschen, steht die medizinische Versorgung dieser Menschen vor großen Schwierigkeiten.

Durch die Umsetzung des Nationalen Aktionsplans konnten viele Projekte gefördert werden, die eine Verbesserung der Versorgungssituation von Menschen mit seltenen Erkrankungen zum Ziel hatten. Hierbei lassen sich, je nach Betrachtungsperspektive, unterschiedliche Herausforderungen identifizieren, die bei der Versorgung von Menschen mit seltenen Erkrankungen einhergehen [5]:

- Unzureichende Diagnoseverfahren: Häufig haben Menschen mit einem seltenen Leiden über viele Jahre verschiedene Ärzte unterschiedlicher Fachrichtungen aufgesucht, bevor ihnen eine Diagnose gestellt werden konnte. Inwiefern diese Diagnose eine gesicherte Diagnose darstellt, ist häufig durch die unzureichenden Diagnoseverfahren sowie die begrenzten Fachkenntnisse und Erfahrungswerte über das Krankheitsbild ungewiss. Es kann dabei auch vorkommen, dass Menschen mit seltenen Leiden nie eine gesicherte Diagnose erhalten. Lotsen in Zentren für seltene Erkrankungen (ZSE) sowie Kooperationen durch fach- und institutionsübergreifende Fallkonferenzen zwischen spezialisierten ZSE sollen dazu beitragen, dass diese Patienten schneller eine gesicherte Diagnose erhalten können.
- Begrenzte Therapiemöglichkeiten: In Folge einer diagnostizierten seltenen Erkrankung stehen häufig nur wenige Spezialisten für eine mögliche Therapie zur Verfügung. Darüber hinaus existieren für eine Vielzahl von seltenen Erkrankungen keine evidenzbasierten Therapiemöglichkeiten und damit einhergehend oftmals keine offiziellen Therapieleitlinien sowie medikamentöse Behandlungsoptionen. Für Arzneimittelhersteller besteht durch den geringen Absatzmarkt sowie durch die aufwändigere Erstellung von evidenzbasierten Studien nur ein geringer Anreiz, im Bereich der medikamentösen Therapie von seltenen Erkrankungen zu forschen. Um diesen Anreize für die Entwicklung von Arzneimittel gegen seltene Erkrankungen (orphan drugs) zu erhöhen, implementierte die EU bereits vor einigen Jahren monetäre Vergünstigungen bei der Zulassung dieser Arzneimittel.
- Mangelndes Wissensmanagement: Das Wissen über einzelne seltene Erkrankungen ist in vielen Fällen stark begrenzt. Meist sind nur wenige hochspezialisierte Experten im nationalen und internationalen Kontext zur Behandlung einzelner seltener Erkrankungen verfügbar. Anders als bei so genannten Volkskrankheiten, fungieren häufig somit nicht die Mediziner als Experten über einzelne Erkrankungen, sondern die Patienten treten als Experten in eigener Sache auf. Hierbei ist der Zusammenschluss von Patienten und Angehörigen zu Selbsthilfegruppen über einzelne Erkrankungen mitentscheidend, um sich über die Erfahrungen mit der Erkrankung auszutauschen, sich gegenseitig zu beraten und Wissen über einzelne Erkrankungen zu sammeln. Der Informationsaustausch erfolgt hierbei durch persönliche Gespräche sowie über die Bereitstellung von Informationen über das Internet. Die Qualität dieser Informationen ist hierbei unklar und für viele Beteiligte nur schwer einzuschätzen. Kooperationen zwischen medizinischen Experten und Selbsthilfegruppen sowie Kooperationen zwischen nationalen und internationalen Selbsthilfegruppen können dabei weitere Erfahrungswerte bündeln

sowie eine stärkere Interessens- und Verhandlungsposition gegenüber politischen und forschenden Institutionen herbeiführen.

Zusammenfassend lassen sich viele Herausforderungen bei der Versorgung von Menschen mit seltenen Erkrankungen identifizieren, von denen nur einige oben aufgeführt wurden. Für die Forschung im Bereich der seltenen Erkrankungen ergeben sich zusätzlich methodische Herausforderungen, die sich durch die Seltenheit einzelner Erkrankungen und den damit einhergehenden kleinen Personenkreis an einzelnen Erkrankungen leidenden Personen sowie durch die weite regionale Verteilung dieser manifestieren. Andererseits ergeben sich auch durch eine Vielzahl ungeklärter Fragestellungen im Bereich der seltenen Erkrankungen gute Möglichkeiten für Wissenschaftler einen entscheidenden Forschungsbeitrag zu leisten, da auch bereits durch kleine Forschungsschritte signifikante Verbesserungen in der Versorgung von Menschen mit seltenen Erkrankungen erzielt werden können.

Bei der Betrachtung seltener Erkrankungen als Oberbegriff, sollte, trotz der ähnlichen Herausforderungen bei vielen seltenen Erkrankungen, die Heterogenität der einzelnen Erkrankungen berücksichtigt werden. Ein kurzer Vergleich der beiden seltenen Erkrankungen „Mukoviszidose“ (Zystische Fibrose) und „Ribose-5-phosphat-Isomerase-Mangel“ verdeutlicht dies: An Mukoviszidose leiden alleine in Deutschland schätzungsweise rund 8.000 Menschen, die Erkrankung ist mittlerweile vergleichsweise gut erforscht, zudem sind Therapieoptionen verfügbar, sodass die durchschnittliche Lebenserwartung dieser Patienten in den letzten Jahren deutlich gesteigert werden konnte. Ribose-5-phosphat-Isomerase-Mangel, eine Erkrankung die wahrscheinlich durch verschiedene Genmutationen verursacht wird, wurde bislang nur ein einziges Mal auf der Welt diagnostiziert. Gesicherte Therapiemaßnahmen sind somit nicht verfügbar. Zusammenfassend zeigt sich, dass bei der Formulierung genereller Statements über seltene Erkrankungen vorsichtig vorgegangen werden sollte [6, 7].

Die Zielsetzung dieser vorliegenden kumulativen Dissertationsarbeit bezieht sich auf die wissenschaftliche Auseinandersetzung der Wissensvermittlung im Bereich der seltenen Erkrankungen. Zusätzlich sollen ausgewählte ökonomische Aspekte betrachtet werden. Hierbei kann die kumulative Dissertation in drei Abschnitte aufgliedert werden:

- Abschnitt 1: Qualität von Informationen über seltene Erkrankungen
- Abschnitt 2: Prioritäten von Menschen mit seltenen Erkrankungen in Bezug auf die Informationsvermittlung
- Abschnitt 3: Analyse ausgewählter ökonomische Aspekte bei der Versorgung von Menschen mit seltenen Erkrankungen

2 Beitrag der vorliegenden kumulativen Dissertationsarbeit

2.1 Qualität von Informationen über seltene Erkrankungen

Die Sammlung und Vermittlung von Informationen über Erfahrungen, Ansprechpartner und Therapiemöglichkeiten im Bereich der seltenen Erkrankungen kann für viele Betroffene und Angehörige als auch für Mediziner eine hilfreiche Unterstützung in der gesundheitlichen Versorgung darstellen. Angehörige und Betroffene berichten, dass Sie bei der Suche nach Informationen über die Erkrankung nach einer Diagnosestellung häufig auf sich allein gestellt und mit der Situation überfordert sind. Die Informationen, die die Betroffenen finden, sind häufig unsystematisch und nicht auf ihre persönliche Situation übertragbar. Zudem lassen sich die Qualität und die Zuverlässigkeit dieser Informationen nur schwer einschätzen. Mediziner fehlt es häufig an Wissen über die betrachtete Erkrankung, sodass eine zielführende und umfassende Beratung des Patienten schwierig ist. Zudem fehlt es Ihnen an Informationen über mögliche professionelle Kontaktstellen, an die die Betroffenen geleitet werden können.

Durch den Nationale Aktionsplan für Menschen mit seltenen Erkrankungen konnten in diesem Zusammenhang mehrere Projekte angestoßen werden, die das Wissensmanagement im Bereich der seltenen Erkrankungen fördern. Mit dem Projekt „se-atlas“ [8] soll eine Kartierung von Versorgungsangeboten für Menschen mit seltenen Erkrankungen angeboten werden. Hierbei sollen Kontaktdaten von medizinischen Experten sowie Kontaktstellen von Selbsthilfegruppen erkrankungsspezifisch deutschlandweit erfasst und dargestellt werden. Die qualitätsüberprüfte Aufbereitung von Informationsseiten über seltene Erkrankungen war Bestandteil des Projektes „Konzeptionierung und Implementierung eines zentralen Informationsportals über seltene Erkrankungen (ZIPSE)“ [9]. Hierbei werden von einem zentralen webbasierten Zugangspunkt aus existierende Informationsangebote über seltene Erkrankungen für Betroffene und ihre Angehörigen sowie medizinische, therapeutische und pflegerische Leistungserbringer erreichbar gemacht. Dabei werden verfügbare Informationen über seltene Erkrankungen, insbesondere zur Diagnostik, Therapie, Selbsthilfe, Versorgungseinrichtungen, Forschung und Registern, anhand spezifischer Kriterien qualitätsgesichert gebündelt. Zudem werden Informationsmöglichkeiten zu sozial- und leistungsrechtlichen Fragen integriert. Das Portal selbst enthält hierbei keine Primärinformationen, sondern verweist durch eine intelligente Benutzerführung zu den relevanten, indikationsspezifischen und qualitätsgesicherten Informationsquellen. Darüber hinaus sind Informationen zu telefonischen Beratungsangeboten zusammengetragen und im Portal bereitgestellt worden.

Zur wissenschaftlichen Identifikation der Informationsbedürfnisse von Menschen mit seltenen Erkrankungen wurden 68 teilstrukturierte, leitfadengestützte Interviews mit Patienten und Angehörigen sowie 39 Interviews mit medizinischen Leistungserbringern durchgeführt. Die Intervie-

wergebnisse hatten direkten Einfluss auf die Darstellung, Konzeptionierung und Inhalte des webbasierten Informationsportals über seltene Erkrankungen. Die Ergebnisse wurden sowohl durch Fokusgruppengespräche sowie durch die Testung der Website mit bisher nicht befragten Menschen mit einer seltenen Erkrankung überprüft. Eine genaue Beschreibung des wissenschaftlichen Vorgehens zur Umsetzung dieses Informationsportals wurde in der Studie „*Zentrales Informationsportal über seltene Erkrankungen – Umsetzung eines qualitäts- und patientenorientierten Informationsmanagements*“ (Modul 1) publiziert.

Eine Grundvoraussetzung, um die Qualität von Informationsseiten im Internet über seltene Erkrankungen einschätzen zu können, ist die Festlegung von Qualitätskriterien, an denen diese evaluiert werden soll. Zwar bestehen bereits zahlreiche Qualitätsstandards, Qualitätszertifikate und Qualitätssiegel für Informationen mit medizinischen Inhalten im Allgemeinen, diese lassen sich jedoch nur bedingt auf die Besonderheiten von Informationen über seltene Erkrankungen im Internet sowie die begrenzten finanziellen und administrativen Mittel insbesondere von kleinen Selbsthilfegruppen oder Privatseiten übertragen. In der Publikation „*Adopting Quality Criteria for Medical Information to Websites about Rare Diseases*“ (Modul 2) werden zunächst alle relevanten Qualitätsstandards, Qualitätszertifikate und Qualitätssiegel identifiziert. Hierbei konnten neun Kriterienkataloge in die nachstehende Analyse eingeschlossen werden, die in Deutschland Anwendung finden. Zusammenfassend wurden in den betrachteten Kriterienkatalogen 304 einzelne Qualitätsindikatoren erfasst, wobei 163 verschiedene Indikatoren zur Bewertung der Qualität von Informationen identifiziert werden konnten. Diese Indikatoren ließen sich in verschiedene thematische Kategorien aufteilen. Der Umfang und der Grad der Detaillierung einzelner Kriterienkataloge unterschieden sich dabei sehr. 66 Kriterien wurden in mehreren Kriterienkatalogen identifiziert, jedoch ist kein Qualitätskriterium Bestandteil aller Kataloge. Die Mehrheit von 87 Kriterien war nur Bestandteil eines einzigen Kriterienkatalogs. Die Beurteilung der Frage, welche Qualitätskriterien für medizinische Information wichtig und relevant sind, unterscheidet sich folglich sehr innerhalb der identifizierten Qualitätskataloge.

Eine interdisziplinäre Expertenkommission bestehend aus 27 führenden Spezialisten aus den Bereichen webbasierte Informationsvermittlung, medizinische Leistungserbringung, Gesundheitsökonomie, Medizinische Informatik sowie Forschung im Bereich seltener Erkrankungen verständigte sich in einer Gruppendiskussion über die Relevanz und Anwendbarkeit einzelner Qualitätsindikatoren. Es wurde final konstatiert, welche Qualitätsindikatoren für die Anwendung für Informationen im Internet über seltene Erkrankungen angewendet werden sollen. Durch einen Gruppenkonsens konnten die folgenden Qualitätsindikatoren für webbasierte Informationen über seltene Erkrankungen festgelegt werden:

- [1] Erstellungsprozess,
- [2] Autorenkennzeichnung,
- [3] Quellenangabe,
- [4] Kennzeichnung des Erstellungs-und Aktualisierungsdatums,
- [5] Datenschutz,
- [6] Angabe der Evidenz,
- [7] Kennzeichnung von Interessenkonflikten,
- [8] Berücksichtigung von Zielgruppen,
- [9] Evaluation/Qualitätssicherung,
- [10]Review der Informationen,
- [11]Barrierefreiheit/Zugang zu den Informationen,
- [12]Vollständigkeit des Impressums und
- [13]Kontaktmöglichkeiten.

Darüber hinaus wurde im Hinblick auf die Implementierung des zentralen Informationsportals über seltene Erkrankungen festgelegt, dass die Kriterien 4, 5, 12 und 13 verpflichtend erfüllt sein müssen, um ein unterstes Level an versorgungsrelevanten sowie rechtlichen Mindeststandards zu erreichen. Mit Hilfe dieser 13 festgelegten Qualitätsindikatoren für Webseiten mit Informationen über seltene Erkrankungen lässt sich dabei nicht die medizinische Qualität der Informationen direkt messen, sie stellen aber relevante Indikatoren dar, die eine gewissenhafte und gründliche Aufbereitung der Informationen bedingen. Sie fungieren daher als Proxy für die eigentliche Qualität der Informationen. Eine direkte Bewertung der medizinischen Qualität wäre aufgrund der Komplexität und Heterogenität der einzelnen Erkrankungen überaus aufwändig. Um in einem weiterführenden Schritt die Qualität der vorhandenen Informationen im Internet über seltene Erkrankungen zu messen, bedarf es zunächst die Identifikation relevanter Informationsanbieter sowie die Überführung der definierten Qualitätsindikatoren in einen Fragebogen.

In der Publikation „*Rare Diseases on the Internet: An Assessment of the Quality of Online Information*“ (Modul 3) wird einerseits die Verfügbarkeit einzelner thematischer Informationskategorien (z.B. Informationen über Therapie, Arzneimittel oder psychosoziale Beratung) in Abhängigkeit einzelner Gruppen von Informationsanbietern (z.B. Patientenorganisationen, medizinischen Einrichtungen oder Arzneimittelhersteller) sowie die Qualität der vorhanden Informationen eruiert. Die in Modul 2 definierten Qualitätsindikatoren wurden hierzu in einem Selbstauskunftsbogen operationalisiert, anhand dessen die Qualität der Informationsseiten dokumentiert werden kann. Anhand einer umfassenden Internetrecherche über 8.000 seltenen Erkrankungen konnten 693 verschiedene Informationsanbieter identifiziert werden. Diese Anbieter stellen online Infor-

mationen über einzelne oder mehrere seltene Erkrankungen in deutscher Sprache bereit oder werden zumindest aus einem deutschsprachigen Land betrieben (Deutschland, Österreich oder Schweiz). Die Überprüfung dieser Anbieter konnte anhand der operationalisierten Qualitätsindikatoren für Webseiten über seltene Erkrankungen durchgeführt werden.

Die Analyse zeigt, dass die meisten Informationsseiten über seltene Erkrankungen von Patientenorganisationen bzw. Selbsthilfegruppen betrieben werden (38,8%). Dies spiegelt die große Relevanz der Selbsthilfe im Bereich der seltenen Erkrankungen wieder. Erst nachfolgend betreiben medizinische Einrichtungen am zweithäufigsten Informationsseiten (26,8%). Am meisten thematisiert wurden Informationen über das Krankheitsbild/Symptome (91,3%), diagnostische Möglichkeiten (74,6%) sowie Informationen über Arznei-, Heil- und Hilfsmittel (51,8%). Die wenigsten Informationen fanden sich über psychosoziale Beratung (7,1%). Die Verteilung der thematisierten Informationskategorien unterschied sich dabei teilweise signifikant zwischen den einzelnen Anbietergruppen. Auch hinsichtlich der Qualität der Informationsseiten gibt es statistisch signifikante Unterschiede zwischen den Anbietergruppen. Basierend auf der Annahme, dass die Erfüllung jedes Qualitätskriterium gleichbedeutend ist, konnte unter anderen herausgefunden werden, dass Informationsseiten, die von Einzelpersonen (Patienten/Angehörige) betrieben werden, im Vergleich zu Informationsseiten von Patientenorganisationen bzw. Selbsthilfegruppen, Medizinischen Einrichtungen sowie von sonstigen Verbänden und Trägerschaften signifikant schlechtere Qualität aufweisen. Interessanterweise fanden sich keine Unterschiede in der Qualität der Informationsseiten zwischen Seiten, die von Patientenorganisationen bzw. Selbsthilfegruppen betrieben wurden und solche Seiten, die von medizinischen Einrichtungen initiiert waren.

Insgesamt ist die Qualität von Informationsseiten im Internet als gering einzustufen. Insbesondere die Barrierefreiheit bzw. der Zugang zu Informationen ist zu verbessern. Zwar lassen sich aufgrund der meisten Browserkonfigurationen die Schriftgröße der Internetseite verändern sowie die Inhalte der Webseite vorlesen, die Verfügbarkeit eines Newsletter-Service oder zusätzlich gedruckter Information ist jedoch gering. Darüber hinaus wurde auf keiner der untersuchten Informationsseiten die Möglichkeit angeboten, die Informationen zusätzlich in offizieller leichter Sprache anzuzeigen. Auch die wichtige Angabe von Quellenbezeichnungen an Informationstexten sowie die Kennzeichnung von Interessenkonflikten wurde nur selten veröffentlicht. Durch die schnelle Veränderungen von diagnostischen und therapeutischen Möglichkeiten und um die aktuellsten Forschungsergebnisse wiederzugeben, ist die Angabe des Aktualisierungs- und Erstellungsdatum von besonderer Bedeutung. Von zusätzlicher Relevanz sind auch Informationen über seltene Erkrankungen, welche von Betroffenen und Angehörigen über Social Media Accounts bereitgestellt werden. Diese konnten jedoch nicht in der Analyse berücksichtigt werden.

2.2 Prioritäten von Patienten mit seltenen Erkrankungen in Bezug auf die Informationsvermittlung

Die Ermittlung von Prioritäten von Patienten zu verschiedenen versorgungsrelevanten Sachverhalten findet in der medizinischen Entscheidungsfindung zunehmend Anwendung. Hierzu werden valide, wissenschaftlich anerkannte Methoden benötigt, mit denen diese gemessen werden können. Im Bereich der seltenen Erkrankungen entstehen durch die per Definition kleinen Patientengruppen zusätzliche methodische Herausforderungen.

Entscheidungen und Problemstellungen sind häufig komplexer und multikriterieller Natur. Um dies zu vereinfachen, lassen sich Problemstellungen mittels des Analytischen Hierarchieprozesses in eine Entscheidungshierarchie mit einem übergeordneten Ziel, Unterziele und beeinflussende Kriterien und ggf. Unterkriterien sowie Entscheidungsalternativen strukturieren. Diese Methodik entwickelte der Mathematiker Thomas L. Saaty bereits in den 70er Jahren; sie wird gegenwärtig zunehmend in medizinischen und versorgungsrelevanten Fragestellungen angewandt. Hierbei können sowohl subjektive als auch objektive Faktoren berücksichtigt werden. Die zugrunde liegende Frage in diesem Entscheidungsverhalten ist, wie die Wichtigkeit dieser einzelnen Faktoren bzw. ihr Verhältnis zueinander bewertet wird und wie die zur Verfügung stehenden Informationen aggregieren werden können, damit die beste Entscheidung getroffen werden kann.

Die Prioritäten über Informationskategorien über seltene Erkrankungen wurden von Patienten mit seltenen Erkrankungen, Angehörigen sowie von medizinischen Leistungserbringern erhoben und miteinander verglichen. Die Ergebnisse werden in der Studie *„Shaping an effective health information website on rare diseases using a group decision tool: Inclusion of the perspective of patients, their family members, and physicians”* (Modul 4) dargestellt. Darüber hinaus wurde in zwei weiteren Publikationen die Methodik des Analytischen Hierarchie Prozesses weiterentwickelt und mit anderen Methoden der Prioritätenmessung verglichen. Die erste dieser beiden Studien untersucht verschiedene Ansätze bezüglich der Datenerhebung und der Datenaggregation, welche in relevanten gesundheitsökonomischen Studien angewandt wurde. Die Datenerhebung bzw. die Erhebung der Prioritäten der Probanden kann hierbei durch Einzelentscheidungen sowie durch Gruppenentscheidungen vollzogen werden. Bislang war jedoch unklar, welchen Effekt die Wahl der Methodik zur Datenerhebung auf das Gesamtergebnis hat. Zudem wird die Wahl der Methodik in den untersuchten Studien nur selten gerechtfertigt oder begründet. In *„Comparison of different approaches applied in Analytic Hierarchy Process – An example of information needs of patients with rare diseases”* (Modul 5) wurden beide Methoden separat mit Menschen mit seltenen Erkrankungen durchgeführt, sodass die Ergebnisse bezüglich der erhobenen Prioritäten direkt miteinander vergleichbar sind.

In weiten Teilen ergab sich, dass die Anordnung der lokalen Ränge bzgl. der untersuchten Informationskategorien im Vergleich zwischen Einzel- und Gruppenentscheidungen ähnlich war. Es konnte jedoch gleichzeitig eruiert werden, dass sich das Antwortverhalten zwischen den beiden Erhebungsmethoden - trotz gleichem outcome - voneinander unterschied. Gruppenentscheidungen wurden auf einer signifikant kleineren Skala vorgenommen, als Einzelentscheidungen. Auch die Methodik der Datenaggregation hat in dieser Untersuchung Einfluss auf das Endergebnis gehabt. Aus den Ergebnissen konnte die Schlussfolgerung gezogen werden, dass die Wahl der Methodik bzgl. Datenerhebung und Datenaggregation bei dem Einsatz des Analytischen Hierarchie Prozess gut anhand der zugrundeliegenden Forschungsfrage begründet und hinterfragt werden sollte.

Die Publikation in Modul 6 („*Measuring patients' priorities using the Analytic Hierarchy Process in comparison with Best-Worst-Scaling and rating cards: methodological aspects and ranking tasks*“) zeigt darüber hinaus die Methodik des Analytischen Hierarchie Prozesses im Vergleich mit anderen Methoden im Bereich der Prioritätenmessung. Handlungsempfehlungen bzw. Kritikpunkte in Bezug auf die Validität einzelner Erhebungsinstrumente konnten somit dargelegt werden. Hierbei konnten Verschiebungen der Ränge einzelner Informationskriterien beobachtet werden sowie eine moderate bis hohe Korrelation zwischen den Ergebnissen der Methodik des Analytischen Hierarchie Prozesses und der Methodik des Best-Worst-Scaling berechnet werden. Beide Publikationen der Module 5 und 6 tragen dazu bei, die angewandten Methodiken im Bereich der Prioritätenmessung weiter zu evaluieren und validieren. Die Aussagekraft zukünftiger Studien ist somit besser zu begründen.

2.3 Analyse ausgewählter ökonomischer Aspekte bei der Versorgung von Menschen mit seltenen Erkrankungen

Aufgrund der Seltenheit der einzelnen Erkrankungen und Heterogenität aller Erkrankungen unter dem Sammelbegriff der seltenen Erkrankungen ist eine adäquate medizinische Versorgung von Menschen mit seltenen Erkrankungen erschwert. Auch unter (gesundheits-)ökonomischen Gesichtspunkten ist eine Bewertung von einzelnen Erkrankungen oder Versorgungsstrukturen herausfordernd. Relevante Bereiche und Lösungsansätze, um eine gesundheitsökonomische Bewertung im Bereich der seltene Erkrankungen durchzuführen, werden in der Publikation „*Rare Cancers–Rarity as a cost and value argument*“ (Modul 7) diskutiert. In dem Artikel wird hierbei auch insbesondere auf die Versorgung von seltenen onkologischen Erkrankungen eingegangen. Rund 22% aller Krebsdiagnosen innerhalb der EU können seltenen Krebserkrankungen zugeordnet werden. Individualisierte Therapieansätze sind insbesondere bei der Behandlung von seltenen Krebserkrankungen teilweise mit sehr hohen Kosten verbunden. Diese Patienten dürfen dabei jedoch keine Nachteile in der Versorgung erfahren, nur weil die Therapie der Erkrankung beson-

ders teuer oder ihre Erkrankung besonders selten ist. Eine Versorgung sollte vielmehr allen Patienten gleichermaßen zur Verfügung gestellt werden und sich an den Bedürfnissen der Menschen orientieren. Durch Molekulartechniken und Genomanalysen wird es in Zukunft verstärkt möglich sein derzeit bestehende definierte Erkrankungen in kleine Subgruppen zu zerlegen, sodass die Anzahl an seltenen Erkrankungen, aufgrund der Zerkleinerung einer Erkrankungen in mehrere Erkrankungstypen, steigen wird. Diese Entwicklung führt zu neuen Herausforderungen, um ausreichend große Studienpopulation zu definieren sowie um medizinische und statistische Textverfahren anzuwenden. Dies gilt nicht nur für die Entwicklung neuer Therapieansätze, sondern auch auf die Erforschung und Zulassung neuer Arzneimittel gegen seltene Erkrankungen. Diese werden durch die Aufsichtsbehörden derzeit gesondert gefördert, um den Arzneimittelherstellern Anreize zu setzen, in die Erforschung von Arzneimittel gegen seltene Erkrankungen (orphan drugs) investieren. Unter der Annahme, dass durch immer feinere Aufgliederungen der Krankheiten in kleinere Subgruppen eine noch viel größere Anzahl an Krankheitsbildern als eine seltene Erkrankung eingestuft werden können, entwickeln sich neue ökonomische Herausforderungen bei der Gesetzgebung und bei der Setzung von Anreizen zur Forschung zu seltenen Erkrankungen. Derzeitige Regelungen zur Zulassung von Arzneimitteln sehen vor, dass diese einen „orphan drug-Status“ bekommen, wenn mit diesem Arzneimittel ein Umsatz von weniger als 50 Millionen Euro pro Jahr erzielt wird. Dieser Status geht einher mit diversen Sonderstellungen und Begünstigungen während des Zulassungsprozesses im AMNOG-Verfahren. Für Arzneimittelhersteller ergeben sich hierdurch ggf. Anreize, relativ häufige Krankheiten in kleine Untergruppen zu zerlegen, um für den zu entwickelnden Wirkstoff für die Patienten dieser Untergruppe einen orphan-drug-Status zu erlangen. Diese Taktik des „Slicing“ verstärkt sich durch die oben beschriebenen individualisierten Therapieansätze und erzeugt in Zukunft den Bedarf einer Überarbeitung der derzeitigen Regelungen.

Es ist bekannt, dass die Informationsmöglichkeiten für Menschen mit seltenen Erkrankungen häufig stark begrenzt sind. Darüber hinaus ist der Zugang zu verfügbaren Informationen häufig erschwert. Ein barrierearmer Informationszugang für Betroffene und Leistungserbringer ist auch in Deutschland für die Informationsbeschaffung über seltene Erkrankungen von hoher Relevanz. Patienten mit einer seltenen Erkrankung leiden häufig an starken körperlichen Beeinträchtigungen. Darüber hinaus können auch weitere Aspekte (bspw. Alter, soziokulturelle und psychologische Faktoren) den Informationszugang über das Internet und andere Medien erschweren. So haben 2011 z. B. 16 % der deutschen Bevölkerung noch nie das Internet benutzt. Hieraus resultierend wurde eine Prüfung des Bedarfs, des Nutzens und der Kosten für eine Implementierung eines Informationstelefons durchgeführt. Teilaspekte aus dieser Prüfung wurden in der Studie *„Telephone health services in the field of rare diseases: A qualitative interview study examining*

the needs of patients, relatives, and health care professionals in Germany” (Modul 8) zusammengefasst. Hier konnte resultiert werden, dass eine an den Bedürfnissen der Betroffenen von seltenen Erkrankungen sowie deren medizinische Leistungserbringer angepasste Implementierung eines Informationstelefon in Deutschlands, unter ökonomischen und organisatorischen Gesichtspunkten nicht tragbar sei. Dies ist in erster Linie durch die Heterogenität der Erkrankungen als auch durch die Heterogenität der Frage- und Problemstellungen begründet. So müssten zu den einzelnen Erkrankungen nicht nur medizinische Fragen beantwortet werden können, sondern auch komplexe sozial- und leistungsrechtliche Beratungen angeboten werden, um eine zufriedenstellende Anlaufstelle anzubieten. Sollte ein Informationstelefon im Bereich der seltenen Erkrankungen diese hohen Erwartungen nicht erfüllen, sollte eine Implementierung nicht durchgeführt werden. Nichtsdestotrotz konnte von Seiten der Betroffenen ein hoher Bedarf an einem solchen Informationstelefon eruiert werden.

Es konnte bereits gezeigt werden, dass Selbsthilfegruppen eine sehr große Bedeutung für Menschen mit seltenen Erkrankungen besitzen. Dies ist nicht nur durch die Suche nach anderen Betroffenen und der Überwindung einer gefühlten situationsbedingten Isolation und Überforderung durch Selbsthilfegruppen begründet, sondern auch durch die hier bereitgestellten notwendiger Informationen über den Umgang mit der entsprechenden Erkrankung. Die gezielte Betrachtung von Selbsthilfegruppen im Allgemeinen und Selbsthilfegruppen im Bereich der seltenen Erkrankungen im Speziellen kommt in der Literatur jedoch häufig zu kurz. Daher werden insbesondere die ökonomischen Herausforderungen sowie die finanziellen Strukturen von Selbsthilfegruppen in Deutschland erstmals in *„Economic Challenges of Rare Disease Patient Organizations”* (Modul 9) untersucht. Die Ergebnisse der Studie offenbaren große Herausforderungen auf der Einnahmen- und auf der Ausgabenseite der untersuchten Patientengruppierungen. Auf der einen Seite sind diese finanziell abhängig von unsicheren Einnahmequellen. Trotz einer Versorgungsrelevanz für Menschen mit seltenen Erkrankungen sind auf der anderen Seite diese Patientengruppen auf zusätzliche Spenden o. ä. zwingend angewiesen, um alle nötigen Ausgabenpositionen bedienen zu können.

Um eine weitere wichtige Perspektive bei der Untersuchung von gesundheitsökonomischen Aspekten bei der Versorgung von Menschen mit seltenen Erkrankungen miteinzubeziehen, werden in Modul 10 (*„Die Versorgung von Menschen mit seltenen Erkrankungen in Niedersachsen: Ergebnisse einer Ärztebefragung“*) Aspekte der Versorgung aus Sicht von medizinischen Leistungserbringer untersucht. Hierbei konnte insbesondere die Bedeutung eines kooperativen und vernetzten Vorgehens bei der Diagnosefindung von seltenen Erkrankungen als auch bei der anschließenden Therapiewahl herausgestellt werden. Diese Kooperationen sollten hierbei zum einen innerhalb der medizinischen Fachbereiche als auch fachbereichsübergreifend weiter ausgebaut werden.

Auch die Vernetzung von medizinischen Einrichtungen zu Patientenorganisationen im Bereich der seltenen Erkrankungen wurde als wichtige Maßnahme bewertet. Häufig thematisiert wurde zudem auch die mangelnde Vergütungssituation für viele notwendigen Maßnahmen und Behandlungsschritte, die im speziellen bei seltenen Erkrankungen oftmals eine finanzielle Unterdeckung oder gar keine Vergütungsbasis aufweisen. Insgesamt zeigt sich, dass auch aus ärztlicher Perspektive eine Reihe weiterer Maßnahmen und Projekte angestoßen und implementiert werden müssen, um die Versorgung von Menschen mit seltenen Erkrankungen zu verbessern.

3 Zusammenfassung der Ergebnisse und Ausblick auf den weiteren Forschungsbedarf

Seltene Erkrankungen stellen Gesundheitssysteme vor große strukturelle, medizinische und ökonomische Herausforderungen. Die Heterogenität der vielen, häufig schwerwiegenden Erkrankungen, die unter dem Oberbegriff „seltene Erkrankungen“ gefasst werden und die kleinen Patientengruppen einzelner Erkrankungen, welche zusammengefasst jedoch die Betroffenenanzahl einer Volkskrankheit erreichen, erzeugen einen Versorgungsbedarf, der nur unter großen Anstrengungen auf nationaler Ebene zu steuern ist.

Die ersten Module dieser Dissertation haben gezeigt, wie ein bedarfsorientiertes und qualitätsgesichertes Informationsmanagement für Informationen über seltenen Erkrankungen eingeführt werden kann. Hierbei konnte auch die Qualität der vorhandenen Informationen über seltenen Informationen eruiert werden. Die Qualität der verfügbaren Informationsseiten unterscheidet sich signifikant zwischen den Anbietergruppen. So weisen unter anderem Informationen, die von Einzelpersonen (Patienten/Angehörige) betrieben werden, signifikant schlechtere Qualität auf, als Informationen anderer Anbietergruppen. Interessanterweise fanden sich keine Unterschiede in der Qualität der Informationsseiten zwischen Seiten, die von Patientenorganisationen bzw. Selbsthilfegruppen betrieben wurden und solche Seiten, die von medizinischen Einrichtungen initiiert waren.

Modul 4 zeigt auf, welche unterschiedliche Prioritäten Patienten, Angehörige und Leistungserbringer in Bezug auf die Bereitstellung von Informationskategorien besitzen. Hierbei konnten nicht nur medizinische, sondern auch psychosoziale und sozialrechtliche Aspekte eingebunden werden. Die beiden methodischen Arbeiten (Module 5 und 6) widmen sich spezifischen Fragestellungen bei der Anwendung von Methoden zur Ermittlung von Prioritäten von Patienten. So konnten in Modul 5 verschiedene Methoden zur Datenerhebung und Datenaggregation innerhalb des Analytischen Hierarchie Prozesses analysiert und bewertet werden. In Modul 6 wurde der Analytische Hierarchie Prozess mit der Methodik des Best-Worst-Scaling sowie mit Rating Tasks untersucht und Handlungsempfehlungen abgeleitet.

Abschließend demonstrieren die Arbeiten in den Modulen 7 bis 10 verschiedene ökonomische Herausforderungen bei der Versorgung von Menschen mit seltenen Erkrankungen. Die Veröffentlichungen geben Hinweise darauf, dass eine ausreichende Finanzierung von bestehenden (Vergütungs-)Strukturen nicht gegeben zu sein scheint. Auch der medizinisch-technische Fortschritt sowie das „Slicing“ von Krankheiten in mehrere seltene Erkrankungen werden neue ökonomische Herausforderungen bei der Versorgung von Menschen mit seltenen Erkrankungen implizieren. Zusätzlich haben die Ergebnisse des Moduls 8 exemplarisch aufgezeigt, welche Anforderungen an ein umfassendes Informationstool über seltenen Erkrankungen gestellt werden und welche ökonomischen Herausforderungen hierdurch geschlussfolgert werden können.

Die Struktur der kumulativen Dissertation ist zusammenfassend in Abbildung 1 visualisiert. Die einzelnen Module haben in ihren jeweiligen Abschnitten gezeigt, dass die Versorgung von Menschen mit seltenen Erkrankungen vielfältigen Limitationen gegenübersteht. Eine bedarfsgerechte und qualitätsorientierte Bereitstellung von Krankheitsinformationen ist ebenso herausfordernd wie die Fundierung einer ökonomisch ausgestalteten Versorgungsstruktur im Bereich der seltenen Erkrankungen. Die Module der vorliegenden Arbeit leisten dabei einen wichtigen Beitrag zur Verbesserung des Wissensmanagements von Informationen über seltene Erkrankungen in Deutschland. Zudem bieten die Ergebnisse eine wissenschaftlich anerkannte Grundlage, um ein internationales und interkontinentales Wissensmanagement aufzubauen und somit eine Verbesserung der Versorgung von Menschen mit seltenen Erkrankungen zu erzeugen.

Abbildung 1: Struktur der kumulativen Dissertation.



Quelle: Eigene Darstellung.

Die in dieser kumulativen Dissertation diskutierten aufgegriffenen Strukturmerkmale sind auch weiterführend kritisch zu betrachten. So scheinen die rein quantitativen und zudem regionalen Definitionen von seltenen Erkrankungen ein nicht vollumfängliches Maß zu sein, um Erkrankungen als selten zu klassifizieren. Unterschiedliche Definitionen in Bezug auf die Prävalenzrate sowie unterschiedliche regionale Verteilungen einzelner Erkrankungen lassen eine trennscharfe Definition einer seltenen Erkrankung nur schwer zu. Auch die Heterogenität der Indikationen ist ein Aspekt, der häufig nur unzureichend adressiert wird. Diese Heterogenität bezieht sich dabei nicht nur auf die Heterogenität der medizinischen Krankheitsbilder, sondern auch auf die vorhandenen Versorgungsstrukturen und die damit verbundenen Herausforderungen für Ärzte und Betroffene. Ferner erscheint die spezifische Regulierung bezüglich der Zulassung von Arzneimitteln im Bereich der seltenen Erkrankungen auf festgesetzten Umsatzgrößen als diskutabel. Hierbei wird von dem Gesetzgeber eine direkte Abhängigkeit von Umsatzgrößen des Herstellers zu der Seltenheit bzw. Versorgungsproblematik einer Erkrankung unterstellt, sodass besondere Begünstigungen bei der Zulassung zur Anwendung kommen können.

Abschließend weist die Forschung im Bereich der seltenen Erkrankungen noch viele Lücken auf. Durch die zunehmend in die Öffentlichkeit gerückte Thematik der seltenen Erkrankungen werden voraussichtlich auch weiterhin Forschungsgelder bereitstehen, sodass die Chance besteht, dass durch neue Forschungsprojekte und neue Versorgungsstrukturen sich die Versorgungssituation für die Betroffenen zunehmend verbessern wird. Weiterer konkreter Forschungsbedarf lässt aus die-

ser kumulativen Dissertation für verschiedene Bereiche ableiten. So bedarf es weiterer Studien, um die Qualität der Information über einzelner seltenen Erkrankungen zu eruieren, sodass hieraus konkrete Handlungsempfehlungen abgeleitet werden können. Zusätzlich ist der Einbezug von Prioritäten von Patienten in die medizinische Entscheidungsunterstützung ein zunehmend diskutiertes Themenfeld, wofür valide, bedarfsgerechte und wissenschaftlich anerkannte Messmethoden benötigt werden, um diese Prioritäten zu erheben. Zuletzt erzeugt die Versorgung von Menschen mit seltenen Erkrankungen eine bedeutende ökonomische Komponente, die in den nächsten Jahren durch evidenzbasierte Studienergebnisse strukturiert werden muss. Hierzu zählt u. a. eine gerechte Finanzierungsbasis der Zentren für seltene Erkrankungen, als auch die Verstetigung von Projekten des Nationalen Aktionsplans. Auch die Einführung europäischer Referenznetzwerke für besonders seltene Erkrankungen bedarf einer Evaluation. Hierdurch könnte auch die lange Zeit in vielen Bereichen vorherrschende Passivität der Körperschaften öffentlichen Rechts bei der Lösung der Struktur- und Versorgungsprobleme überwunden werden. Nichtsdestotrotz lässt sich konstatieren, je seltener einer Erkrankung ist, desto schwieriger wird es sein, strukturelle, medizinische und ökonomische Herausforderungen im Einklang zu überwinden.

Referenzen

- [1] Rat der europäischen Union (2009) Empfehlung des Rates vom 8. Juni 2009 für eine Maßnahme im Bereich Seltener Krankheiten (2009/C 151/02). <http://eur-lex.europa.eu/LexUriServ/LexUriServ.do?uri=OJ:C:2009:151:0007:0010:EN:PDF>. Zugegriffen: 01. April 2017.
- [2] Nationales Aktionsbündnis für Menschen mit Seltenen Erkrankungen (2013) Nationaler Aktionsplan für Menschen mit Seltenen Erkrankungen. Handlungsfelder, Empfehlungen und Maßnahmenvorschläge. http://www.namse.de/images/stories/Dokumente/nationaler_aktionsplan.pdf. Zugegriffen: 01. April 2017.
- [3] Orphanet, Comparison of the various policies on orphan drugs worldwide http://www.orpha.net/consor/cgi-bin/Education_AboutOrphanDrugs.php?lng=EN&stapage=ST_EDUCATION_EDUCATION_A_BOUTORPHANDRUGS_COMPARISON, Zugegriffen: 01. April 2017.
- [4] Commission of the European Communities. Europa. Brussels; 2008 Nov 11. Communication from the Commission to the European Parliament, the Council, the European Economic and Social Committee, and the Committee of the Regions – on Rare Diseases: Europes challenges http://ec.europa.eu/health/ph_threats/non_com/docs/rare_com_en.pdf. Zugegriffen: 01. April 2017.
- [5] Eidt D, Frank M, Reimann A, Wagner TOF, Mittendorf T, von der Schulenburg JM (2009) Maßnahmen zur Verbesserung der gesundheitlichen Situation von Menschen mit seltenen Erkrankungen in Deutschland. https://www.bundesgesundheitsministerium.de/fileadmin/Dateien/5_Publikationen/Praevention/Berichte/110516_Forschungsbericht_Seltene_Krankheiten.pdf. Zugegriffen: 01. April 2017.
- [6] Eidt-Koch D, Mittendorf T, Greiner W (2009) Cross-sectional validity of the EQ-5D-Y as a generic health outcome instrument in children and adolescents with cystic fibrosis in Germany, in: BMC Pediatrics 2009;9:55.
- [7] Huck JH, Verhoeven NM, Struys EA, Salomons GS, Jakobs C, van der Knaap MS (2004) Ribose-5-phosphate isomerase deficiency: new inborn error in the pentose phosphate pathway associated with a slowly progressive leukoencephalopathy, in: . American Journal of Human Genetics 2004;74(4):745-51.
- [8] se-atlas; Kartierung von Versorgungseinrichtungen für Menschen mit Seltenen Erkrankungen; <https://www.se-atlas.de/> Zugegriffen: 01. April 2017.
- [9] Zentrales Informationsportal über seltene Erkrankungen. <https://www.portal-se.de>. Zugegriffen: 01. April 2017.

Module der kumulativen Dissertation

Modul 1:

Litzkendorf S / Pauer F / Zeidler J / Göbel J / Storf H / von der Schulenburg JM

Zentrales Informationsportal über seltene Erkrankungen – Umsetzung eines qualitäts- und patientenorientierten Informationsmanagements. Bundesgesundheitsblatt – Gesundheitsforschung – Gesundheitsschutz (2017); 60: 494-502.

Modul 2:

Pauer F / Göbel J / Storf H / Litzkendorf S / Babac A / Frank M / Lührs V / Schauer F / Schmidtke J / Biehl L / Wagner TOF / Ückert F / von der Schulenburg JM / Hartz T

Adopting Quality Criteria for Medical Information to Websites about Rare Diseases. Interactive Journal of Medical Research 2016; 5(3): e24.

Modul 3:

Pauer F / Litzkendorf S / Göbel J / Storf H / Zeidler J / von der Schulenburg JM

Rare Diseases on the Internet: An Assessment of the Quality of Online Information. Journal of Medical Internet Research 2017; 19(1): e23.

Modul 4:

Babac A / Litzkendorf S / Schmidt K / Pauer F / Damm K / Frank M / von der Schulenburg JM

Shaping an effective health information website on rare diseases using a group decision tool: Inclusion of the perspective of patients, their family members, and physicians. Interactive Journal of Medical Research (forthcoming).

Modul 5:

Pauer F / Schmidt K / Babac A / Damm K / Frank M / von der Schulenburg JM

Comparison of different approaches applied in Analytic Hierarchy Process – An example of information needs of patients with rare diseases. BMC Medical Informatics and Decision Making 2016; 16: 117.

Modul 6:

Schmidt K / Babac A / Pauer F / Damm K / von der Schulenburg JM

Measuring patients' priorities using the Analytic Hierarchy Process in comparison with Best-Worst-Scaling and rating cards: methodological aspects and ranking tasks. *Health Economics Review* 2016; 6: 50.

Modul 7:

Von der Schulenburg / Pauer F

Rare Cancers–Rarity as a cost and value argument, in: *Journal of Cancer Policy* 2017; 11: 54–59.

Modul 8:

Babac A / Frank M / Pauer F / Litzkendorf S / Rosenfeldt D / Lührs V / Biehl L / Hartz T / Storf H / Schauer F / Wagner TOF / von der Schulenburg JM

Telephone health services in the field of rare diseases: A qualitative interview study examining the needs of patients, relatives, and health care professionals in Germany. Eingereicht in *BMC Health Services*.

Modul 9:

Pauer F / Stein A

Economic Challenges of Rare Disease Patient Organizations. Eingereicht in *BMC Health Services*.

Modul 10:

Pauer F / Pflaum U / Lührs V / Frank M / von der Schulenburg JM

Die Versorgung von Menschen mit seltenen Erkrankungen in Niedersachsen: Ergebnisse einer Ärztebefragung. *Zeitschrift für Evidenz, Fortbildung und Qualität im Gesundheitswesen* 2016; 113: 3

Modul 1

Zentrales Informationsportal über seltene Erkrankungen – Umsetzung eines qualitäts- und patientenorientierten Informationsmanagements

Litzkendorf, Svenja

Pauer, Frédéric

Zeidler, Jan

Göbel, Jens

Storf, Holger

Von der Schulenburg, Johann-Matthias

*Bundesgesundheitsblatt – Gesundheitsforschung – Gesundheitsschutz 2017; 60: 5: 494-502
DOI:10.1007/s00103-017-2527-8.*

1 **Zentrales Informationsportal über seltene**
2 **Erkrankungen**
3 **Umsetzung eines qualitäts- und bedarfsorientierten**
4 **Informationsmanagements**

5 Svenja Litzkendorf¹, Frédéric Pauer¹, Jan Zeidler¹, Jens Göbel², Holger Storf² ·

6 J.-Matthias Graf von der Schulenburg¹

7

8 ¹ Center for Health Economics Research Hannover (CHERH), Leibniz Universität Hannover, Hannover,

9 Deutschland

10 ² Medical Informatics Group (MIG), Universitätsklinikum Frankfurt, Frankfurt am Main, Deutschland

11 **Zusammenfassung**

12 Hintergrund:

13 Ein zentrales Informationsportal über seltene Erkrankungen wurde etabliert, über das u. a. Betroffene und
14 Angehörige auf hochwertige Informationen zugreifen können. Hierfür wurden Qualitätskriterien entwickelt, die
15 speziell auf Seiten über seltene Erkrankungen ausgerichtet sind. Gleichzeitig soll das Informationsangebot die
16 Bedarfe von Betroffenen berücksichtigen.

17 Ziel der Arbeit:

18 Zunächst werden die Bedarfe von Patienten und Angehörigen an ein onlinebasiertes Informationsangebot eruiert.
19 Darauf aufbauend wird geprüft, inwiefern die gemäß den Qualitätskriterien verfügbare Informationsbasis diese
20 Bedarfe decken kann. Ggf. sind Maßnahmen zu entwickeln, die ein ebenso qualitäts- wie bedarfsorientiertes
21 Informationsmanagement sicherstellen.

22 Material und Methoden:

23 Zunächst finden qualitative Interviews mit Patienten und Angehörigen statt, die inhaltsanalytisch ausgewertet
24 werden. Anschließend erfolgt eine quantitative Auswertung von identifizierten Informationsseiten zu seltenen
25 Erkrankungen. Untersucht wird, wie viele Seiten die Qualitätskriterien nicht erfüllen, von welchen Anbietern
26 diese stammen und welche Kriterien nicht erfüllt sind. Es folgt ein Abgleich der quantitativen und qualitativen
27 Ergebnisse.

28 Ergebnisse und Diskussion:

29 Bei der Suche nach Informationen im Internet stellen Webseiten von Selbsthilfegruppen eine bedeutsame Quelle
30 dar. Diese werden als sehr vertrauenswürdig wahrgenommen und bieten im späteren Erkrankungsverlauf
31 tiefgehende Information zu relevanten Informationsbereichen. Häufig entsprechen diese jedoch nicht den ZIPSE-
32 Qualitätsanforderungen. Daher wird eine transparente Darstellung der Qualität der ZIPSE-Informationsseiten
33 gewählt. Nicht qualitätsgesicherte Seiten können nun aktiv angefordert werden, sind jedoch deutlich
34 gekennzeichnet.

35 **Schlüsselwörter**

36 ZIPSE Informationsportal, Seltene Erkrankungen, Qualitätskriterien, Informationsmanagement, Mixed Methods

37 **Abstract**

38 Background:

39 A central information portal on rare diseases (ZIPSE) has been conceptualized and implemented that allows
40 patients, relatives and health care professionals to access quality-assured information. For this purpose, quality
41 criteria have been developed specifically for rare diseases. At the same time, the information basis should take
42 into account the specific needs of those interested.

43 Objectives:

44 The needs of patients and relatives regarding online-based information are analyzed. Based on this, we examined
45 to what extent the information basis, which is available according to the ZIPSE quality criteria, can cover these
46 needs. If necessary, measures have to be developed to ensure quality- as well as needs-oriented information
47 management.

48 Materials and methods:

49 Qualitative interviews with patients and relatives were conducted, which were then evaluated using content
50 analysis. Subsequently, a quantitative evaluation of the information on rare diseases in the portal was made. The
51 research addresses how many websites do not fulfil the quality criteria, from which group of provider these
52 websites originate and which criteria are not fulfilled. This is followed by a comparison of the quantitative and
53 qualitative results.

54 Results and conclusions:

55 When looking for information on the Internet, the websites of self-help groups represent a significant source.
56 These are perceived as very trustworthy and in the later course of the disease, offer detailed information on
57 important information areas. Information websites from self-help groups, however, often do not meet quality
58 requirements. Therefore, a transparent representation is made regarding the quality of the ZIPSE information
59 pages. Pages that are not quality-assured can be actively requested, but will be clearly identified.

60 **Keywords**

61 ZIPSE information portal, Rare diseases, Quality criteria, Information management, Mixed methods

62 **Einleitung/Hintergrund**

63 In den vergangenen Jahren sind Menschen mit seltenen Erkrankungen und ihre gesundheitliche Versorgung
64 zunehmend in den Blickpunkt von Politik und Öffentlichkeit gerückt. Ein vom Bundesministerium für
65 Gesundheit (BMG) in Auftrag gegebener Forschungsbericht aus dem Jahr 2009 beleuchtete erstmals die
66 Versorgungssituation von Betroffenen aus unterschiedlichen Perspektiven und identifizierte zahlreiche
67 Lösungsszenarien zur Verbesserung ihrer gesundheitlichen Situation [1]. Obwohl unter dem Begriff „seltene
68 Erkrankungen“ sehr heterogene Krankheitsbilder zusammengefasst sind, sind die Betroffenen häufig mit
69 ähnlichen Herausforderungen konfrontiert. So handelt es sich meist um genetisch bedingte und komplexe
70 Erkrankungen, die sich oftmals bereits im Kindesalter manifestieren, aufgrund mangelnder Erfahrungen mit
71 seltenen Erkrankungen von Ärztinnen und Ärzten jedoch häufig erst verzögert diagnostiziert werden. Auch wenn
72 eine korrekte Diagnose gestellt werden kann, so sind Informationen über Therapiemöglichkeiten schwer
73 auffindbar und spezialisierte Ansprechpartner regional ungleich verteilt, sodass eine optimale Versorgung
74 erschwert ist.

75 Um die gesundheitliche Situation der Betroffenen langfristig zu verbessern, wurden die ermittelten
76 Versorgungsdefizite im Rahmen des „Nationalen Aktionsplans für Menschen mit Seltenen Erkrankungen“ in
77 konkrete Maßnahmenvorschläge überführt [2]. Ein zentrales Handlungsfeld dieses Aktionsplans ist das
78 Informationsmanagement im Bereich seltener Erkrankungen. Um die häufig weit verstreuten Informationen im
79 Internet zu bündeln, wurde im Rahmen des Projekts „Zentrales Informationsportal über seltene Erkrankungen
80 (ZIPSE)“ die Konzeption und Implementierung eines Portals realisiert, über das Patientinnen und Patienten, ihre
81 Angehörigen sowie medizinische, therapeutische und pflegerische Leistungserbringer zukünftig auf
82 Informationen zugreifen können. Die Informationsbasis dieses Portals bilden jedoch keine selbsterstellten
83 Informationen, sondern bereits online verfügbare Informationsangebote zu seltenen Erkrankungen.

84 Um eine hohe Qualität der verlinkten Informationen sicherzustellen, wurden zu Beginn des Projekts
85 Qualitätskriterien erarbeitet [3], die sich vorwiegend an bestehenden Kriterienkatalogen und Checklisten für gute
86 Gesundheitsinformationen orientierten [4–11]. Aufgrund der Vielzahl seltener Erkrankungen und der damit
87 verbundenen Menge an Informationsangeboten im Internet wurden diese jedoch so angepasst, dass nicht die
88 konkreten Inhalte der Informationsseiten, sondern verschiedene Attribute der Webseite als solche überprüft
89 werden, die eine hohe Informationsqualität sicher erscheinen lassen. Gleichzeitig wurde bei der Implementierung
90 des Portals auf eine hohe zielgruppenspezifische Ausrichtung des Informationsangebots geachtet. Im Laufe des
91 Projekts haben sich Hinweise darauf ergeben, dass zu bestimmten seltenen Erkrankungen nur eine geringe

92 Informationsbasis vorliegt und diese für die Betroffenen, ungeachtet der Einhaltung von Qualitäts- bzw.
93 Webseitenstandards, von Bedeutung sein kann [12]. Ziel dieser Arbeit ist es daher, zu untersuchen, welche
94 Anforderungen Patientinnen und Patienten sowie Angehörige an ein onlinebasiertes Informationsangebot stellen
95 und ob nach der Anwendung der erarbeiteten Qualitätskriterien eine auf den Patientinnen- und Patienten- sowie
96 Angehörigenbedarfen ausgerichtete Informationsbasis zu realisieren ist. Ggf. werden Maßnahmen abgeleitet, die
97 ein gleichermaßen qualitäts- wie bedarfsorientiertes Informationsmanagement sicherstellen.

98 **Methoden**

99 Für die Überprüfung der Fragestellung kommt ein Mixed-Methods-Ansatz aus quantitativen und qualitativen
100 Methoden zum Einsatz. Um zu überprüfen, welche Bedarfe Patientinnen und Patienten sowie ihre Angehörigen
101 an ein webbasiertes Informationsangebot stellen und welche Informationsseiten aus ihrer Sicht von Bedeutung
102 sind, wurden qualitative leitfadengestützte Interviews durchgeführt. Diese sind durch ihr hohes Maß an Offenheit
103 und Flexibilität dazu geeignet, die Wirklichkeit aus Sicht der Interviewpartner abzubilden [13]. Hierzu wurde ein
104 thematischer Leitfaden entwickelt, der u. a. eine Erzählung über Erfahrungen bei der Suche nach
105 krankheitsbezogenen Informationen sowie deren Bewertung initiieren sollte. Die Probandinnen und Probanden
106 wurden demzufolge nicht direkt danach gefragt, was aus ihrer Sicht eine qualitativ hochwertige
107 Informationsseite ausmacht; dies hätte eine Überforderung der Interviewteilnehmer bedeuten können [14].
108 Vielmehr sollten ihre Einstellungen hierzu indirekt aus ihren Erzählungen und Erfahrungen abgeleitet werden.
109 Der Leitfaden wurde nach einer ersten Testung mit Patientinnen und Patienten sowie einem Angehörigen
110 optimiert und erwies sich im Folgenden als geeignet, um die Betroffenen zum Erzählen über ihre Erfahrungen
111 anzuregen.

112 Die Rekrutierung der Interviewpartnerinnen und -partner erfolgte über die Hautklinik des Universitätsklinikums
113 Freiburg. Um ein möglichst heterogenes Sample zu erreichen, wurden zu Beginn des Projekts von medizinischen
114 Expertinnen und Experten im Bereich seltener Erkrankungen elf Erkrankungsgruppen festgelegt, welche die
115 Gesamtheit der seltenen Erkrankungen möglichst umfassend abbilden. Geplant waren sechs Interviews mit
116 Betroffenen aus jeder dieser Gruppen, zuzüglich zehn Interviews mit Personen, bei denen die Diagnosestellung
117 mindestens zehn Jahre dauerte. Hätte sich im Laufe der Datenerhebung gezeigt, dass keine neuen Erkenntnisse
118 mehr aus den Interviews zu gewinnen seien, wäre ein vorzeitiger Abbruch möglich gewesen. Sämtliche
119 Interviews wurden auf Tonband aufgezeichnet und anschließend wörtlich transkribiert.

120 Angelehnt an die inhaltlich strukturierende Inhaltsanalyse nach Philipp Mayring wurden die Transkripte
121 anschließend ausgewertet [15]. Hierzu arbeiteten zwei Forscherinnen die ersten drei Transkripte zunächst

122 unabhängig voneinander durch, markierten alle für die Fragestellung relevanten Textpassagen und entwickelten
123 darauf aufbauend ein Kategoriensystem. Mittels dieses Kategoriensystems wurden die weiteren Interviews
124 kodiert. Bei Bedarf wurde das System modifiziert bzw. um weitere Kategorien ergänzt, sofern sich diese aus den
125 Interviews heraus ergaben. Die kodierten Textstellen wurden anschließend im Hinblick auf die Forschungsfrage
126 ausgewertet, wobei Überschneidungen wie auch Unterschiede in den Interviews aufgedeckt werden konnten. Die
127 Analyse erfolgte unter Zuhilfenahme des Programms MAXQDA.

128 In einem zweiten Schritt erfolgte eine deskriptive Auswertung der identifizierten und bereits im Portal
129 registrierten Informationsseiten zu seltenen Erkrankungen (Stand: 23.09.2016) hinsichtlich der erarbeiteten
130 Qualitätskriterien. Auf diese Weise konnte festgestellt werden, wie viele Seiten den gesetzten Qualitätskriterien
131 entsprechen und welche Informationsbasis sich daraus für das Informationsportal (ZIPSE) ergibt. Die
132 Identifizierung von Webseiten erfolgte über eine systematische Internetrecherche in gängigen Suchmaschinen,
133 bei der nach sämtlichen seltenen Erkrankungen und deren Synonymen gemäß dem Orphanet- Verzeichnis
134 gesucht wurde [16]. Hierbei wurden die jeweils ersten zwanzig Treffer gescreent und in eine Datenbank
135 aufgenommen, wenn sie Informationen über seltene Erkrankungen enthielten. Anschließend erfolgte die
136 Registrierung der Seiten im Portal sowie deren Qualitätsprüfung, im Zuge derer die Informationsseiten
137 hinsichtlich der erarbeiteten Qualitätskriterien überprüft wurden.

138 Diese 13 Kriterien gliedern sich auf in vier Kriterien, deren Erfüllung zur Verlinkung im Portal zwingend erfüllt
139 sein muss, sowie neun optionale Kriterien (Tab. 1). Zu den verpflichtenden Kriterien zählen neben der gesetzlich
140 vorgeschriebenen Einhaltung der Impressumspflicht sowie der Angabe von Informationen zur Handhabung des
141 Datenschutzes auch die Angabe eines Erstellungs- oder Aktualisierungsdatums der dargestellten Informationen
142 und die Möglichkeit, mit dem Betreiber der Webseite in Kontakt zu treten. Unter den optionalen Kriterien sind
143 Angaben zum Erstellungsprozess, den Autorinnen und Autoren sowie den verwendeten Quellen gefasst. Ebenso
144 sind Angaben zur Evidenzgrundlage erwünscht. Darüber hinaus wird geprüft, ob Interessenkonflikte bestehen
145 und benannt werden, ob ersichtlich ist, welche Zielgruppen angesprochen werden und ob die Inhalte der
146 Webseite regelmäßig evaluiert werden. Ferner werden ein internes Reviewverfahren sowie Merkmale zur
147 Barrierefreiheit überprüft. Die Überprüfung der optionalen Kriterien wurde für die vorliegende Untersuchung
148 ausgeschlossen, da sie keine Auswirkungen auf die zur Verfügung stehende Informationsbasis haben. Aufbauend
149 auf der Untersuchung der verpflichtenden Qualitätskriterien sind Aussagen darüber möglich, wie viele Seiten in
150 ZIPSE verlinkt werden können und welche Seiten nach diesem Verfahren auszuschließen sind. Insbesondere
151 wird analysiert, Seiten welcher Anbieter hierunter fallen und welche Kriterien zum Ausschluss führen.

152 Ein Abgleich beider Ergebnisse ermöglicht Aussagen darüber, ob die auf ZIPSE verfügbare qualitätsgesicherte
 153 Informationsbasis ausreichend ist, um den Bedarfen der Patientinnen und Patienten sowie ihrer Angehörigen
 154 gerecht zu werden. Gegenfalls sind Maßnahmen zu entwickeln, die ein gleichermaßen qualitäts- wie
 155 patientenorientiertes Informationsmanagement
 156 sicherstellen.

157 **Tabelle 1: ZIPSE Qualitätskriterien**

Verpflichtende Kriterien	Erstellungs- und Aktualisierungsdatum
	Datenschutz
	Impressum
	Kontakt
Optionale Kriterien	Erstellungsprozess
	Autoren
	Quellen
	Evidenz
	Interessenkonflikte
	Zielgruppen
	Evaluation der Inhalte
	Review-Verfahren
	Barrierefreiheit

158 **Ergebnisse**

159 **Bedarfe an ein webbasiertes Informationsangebot aus Sicht von Patientinnen**
 160 **und Patienten sowie Angehörigen**

161 Insgesamt 55 Patientinnen und Patienten sowie 13 Angehörige nahmen an den Interviews teil (Tab. 2). Dabei
 162 waren etwa doppelt so viele Frauen wie Männer im Sample vertreten (45 Frauen gegenüber 23 Männern). Das
 163 Durchschnittsalter der Befragten betrug zum Untersuchungszeitpunkt 50,5 Jahre. Aus allen im Vorfeld
 164 festgelegten Erkrankungsgruppen konnten Patientinnen und Patienten sowie Angehörige rekrutiert werden.
 165 Aufgrund eines erschwerten Zugangs zu einigen Patientengruppen wurde die angestrebte Zahl von sechs
 166 Personen je Erkrankungsgruppe jedoch nicht erreicht. Hierbei handelt es sich um die Gruppen „genetische
 167 Erkrankungen des Verdauungstrakts“, „Bindegewebserkrankungen“, „angeborene Störungen der Blutbildung“

168 sowie „genetische Erkrankungen des Auges“. Da im späteren Verlauf der Interviewdurchführung jedoch
169 beobachtet werden konnte, dass weitere Interviews keine neuen Erkenntnisse mehr generieren, wurde die
170 Rekrutierung weiterer Teilnehmerinnen und Teilnehmern eingestellt.

171 Insgesamt zeigen die Ergebnisse eine Hohe Bedeutung von Internetinformationen für die Betroffenen (Tab. 3).
172 Die Befragten gaben an, insbesondere im Zeitraum kurz nach der Diagnosestellung, wenn der Bedarf nach
173 Information besonders hoch sei, das Internet für ihre Suche nach Informationen genutzt zu haben. Die
174 Erfahrungen, die die Patientinnen und Patienten in diesem Zusammenhang schildern, stellen sich jedoch sehr
175 heterogen dar. Trotz der hohen Nutzung des Internets gaben nur wenige der Befragten an, mit den Ergebnissen
176 der Onlinerecherche zufrieden gewesen zu sein. Einige berichteten, dass die Suche im Netz zu Beginn aufgrund
177 der zum Teil angstauslösenden und schockierenden Fotos und Berichte ein traumatisches Erlebnis gewesen sei,
178 das sie dazu veranlasst habe, nicht weiter online zu recherchieren. Dies wurde insbesondere im Zusammenhang
179 mit Informationen zu schweren Erkrankungsverläufen und Lebenserwartung berichtet.

180 Andere berichteten von Unzufriedenheit im Zusammenhang mit der Menge an gefundenen Informationen.
181 Einige Betroffene fühlten sich mit einer Flut an Informationen konfrontiert, die als Laie nur schwer zu
182 bewältigen bzw. einzuordnen sei. In diesem Zusammenhang wurde die Möglichkeit eines Portals, auf dem
183 Informationen gebündelt und übersichtlich dargestellt werden, positiv hervorgehoben. Andere kritisierten, dass
184 zu manchen seltenen Erkrankungen gar keine oder kaum Informationen zu finden seien. Letzteres ist
185 insbesondere vor dem Hintergrund von Bedeutung, dass Befragte mit sehr seltenen Erkrankungen angaben, dass
186 zu Beginn jede Information, die man erhalten könne, von großer Wichtigkeit sei.

187 Zu einem späteren Zeitpunkt im Krankheitsverlauf äußerten die Teilnehmerinnen und Teilnehmer hingegen
188 insbesondere Unzufriedenheit bezüglich der Tiefe der Informationen. Während kurz nach Diagnosestellung
189 übersichtliche Informationen bevorzugt wurden, die einen Überblick über die Erkrankung bieten, so waren diese
190 im späteren Verlauf für die Teilnehmer nicht mehr ausreichend, um ihre spezifischeren Informationsbedarfe,
191 beispielsweise zu sozial- und leistungsrechtlichen Aspekten oder therapeutischen Möglichkeiten, zu decken. In
192 diesem Zusammenhang wiesen die Interviewten auf Informationsseiten von Selbsthilfegruppen hin, die im
193 Gegensatz zu Informationen z. B. in Enzyklopädien diese Informationstiefe bedienen könnten.

194 Die Bewertung der online gefundenen Informationen für die Betroffenen und ihre Angehörigen leitet sich
195 teilweise daraus ab, welcher Anbieter für die Informationsseite zuständig ist. Da die Interviewten kurz nach
196 Diagnosestellung kaum über Wissen zu ihrer Erkrankung bzw. der ihres Angehörigen verfügen, fehlen ihnen die
197 Kompetenzen, die Informationen inhaltlich zu überprüfen. Eine qualitative Bewertung der recherchierten
198 Informationen findet daher sehr selten statt. Vielmehr erfolgt die Bewertung auf Grundlage dessen, welche

199 Personen oder Institutionen für die Seite und deren Inhalte verantwortlich sind. In diesem Zusammenhang
200 beschrieben die Interviewteilnehmer insbesondere Webseiten von Selbsthilfegruppen als relevante
201 Informationsquellen. Diese werden als besonders vertrauenswürdig erachtet, da sich die
202 Interviewteilnehmerinnen und –teilnehmer mit den betroffenen Mitgliedern identifizieren können und ihnen eine
203 besonders hohe Erkrankungskompetenz zugesprochen wird. Dies könnte auch darin begründet liegen, dass viele
204 der Interviewpartnerinnen und –partner bis zu diesem Zeitpunkt keinen Ansprechpartner im Versorgungssystem
205 gefunden hatten, der ihnen Informationen zu ihren Bedarfen bereitstellen konnte. So berichteten viele, dass sie
206 einzig über Selbsthilfegruppen bedeutsame Informationen erhalten hätten und diese insbesondere im späteren
207 Erkrankungsverlauf, wenn sich nur noch vereinzelt spezifische neue Informationsbedarfe ergäben, häufig die
208 einzige Informationsquelle darstellten.

209 Des Weiteren bewerteten die Befragten die gefundenen Informationen danach, inwiefern diese ihre jeweils
210 aktuellen Informationsbedarfe decken. Für neudiagnostizierte Patientinnen und Patienten sowie deren
211 Angehörigen sind dies vor allem grundlegende Informationen, die ein Verständnis des Krankheitsbilds
212 ermöglichen und Einblick in mögliche Therapeutische Maßnahmen geben. Im weiteren Erkrankungsverlauf
213 werden diese medizinischen Fragestellungen zunehmend spezifischer; hinzu kommen u. a. psychosoziale und
214 leistungsrechtliche sowie alltagsrelevante Fragen. So gaben die Befragten u. a. an, Hilfe im Umgang mit ihrer
215 Erkrankung im Alltag zu bedürfen. In diesem Zusammenhang wurden ebenfalls die Informationsseiten von
216 Selbsthilfegruppen besonders positiv erwähnt. Während andere Webseiten häufig nur rein medizinische Aspekte
217 der Erkrankung abdeckten, böten diese darüber hinausgehende Informationen zu alltagsrelevanten Themen.

218 **Informationsbasis gemäß ZIPSE Qualitätskriterien**

219 Die darauf folgende Untersuchung zu Qualität und Umfang der ZIPSE-Informationsbasis ergab, dass zum
220 Untersuchungszeitpunkt (Stand: 23.09.2016) 664 Informationsseiten zu seltenen Erkrankungen im ZIPSE
221 registriert waren, die im Folgenden einer Überprüfung unterzogen wurden. 339 dieser Seiten erfüllten die
222 verpflichtenden Qualitätskriterien, wohingegen die Überprüfung bei 325 Informationsseiten negativ ausfiel. Dies
223 bedeutet, dass nahezu die Hälfte (ca. 49 %) der identifizierten und im Internet verfügbaren
224 Informationswebseiten mindestens eines der verpflichtenden ZIPSE-Qualitätskriterien nicht erfüllt und somit
225 grundsätzlich von einer Verlinkung im Portal auszuschließen wäre.

226 Eine genauere Auswertung der 325 Seiten, die den verpflichtenden ZIPSE-Kriterien nicht entsprechen, ergab,
227 dass dies vorwiegend darauf zurückzuführen ist, dass kein Erstellungs- und Aktualisierungsdatum von
228 Informationen ($n = 210$) angegeben wird oder keine ausreichenden Hinweise zum Datenschutz gem. § 13 TMG

229 auf der Webseite zu finden sind ($n = 206$). Darüber hinaus fehlt zum Teil ein Impressum, welches gemäß
 230 Telemediengesetz (§ 5 TMG) und Staatsvertrag über Rundfunk und Telemedien (§ 55 RStV) gestaltet ist und
 231 seit 2001 verpflichtend ist ($n = 51$). Dieses gibt Auskunft über Name, Anschrift und E-Mail-Adresse des
 232 Anbieters sowie ggf. dessen Handels- oder Vereinsregistereintrag. In einigen Fällen ist auf den Webseiten kein
 233 von überall aus leicht zu erreichendes Kontaktformular eingerichtet, oder es fehlen Kontaktinformationen,
 234 welche dem Nutzer ermöglichen, mit dem Betreiber der Webseite in Kontakt zu treten, Feedback zu geben oder
 235 Fragen zu stellen ($n=5$). Rund zwei Drittel aller negativ geprüften Webseiten erfüllen zwei oder mehr der vier
 236 verpflichtenden Kriterien nicht (63,07 %). Bei 120 Informationsseiten hingegen mangelte es nur an der Erfüllung
 237 eines Kriteriums.

238 Unter den Anbietern von Webseiten, die die verpflichtenden Kriterien nicht erfüllen, stellen Selbsthilfegruppen
 239 und Patientenvereinigungen mit mehr als einem Drittel (36,31 %) die größte Anbietergruppe dar. Dahinter
 240 folgen medizinische Einrichtungen (30,15 %) und Einzelpersonen in Form von Patientinnen und Patienten oder
 241 Angehörigen (10,46 %) sowie medizinischen Expertinnen und Experten (6,77%). Sonstige Verbände und
 242 Trägerschaften (5,85 %) sowie Fachgesellschaften (5,54%), pharma- oder medizintechnische Unternehmen
 243 (2,77%) und Verlage und Medienunternehmen (1,85%) sind weniger häufig unter den Anbietern zu finden. Ein
 244 Anbieter konnte nicht klassifiziert werden und wurde unter Sonstige vermerkt (.Abb. 1).

245

246 Hier Abbildung 1

247

248 Es kann folglich festgehalten werden, dass Patientinnen und Patienten sowie ihre Angehörigen Bedarfe an die
 249 Informationsbasis eines zentralen Informationsportals stellen, welche mit einer rein nach Qualitätsaspekten
 250 ausgerichteten Informationsbereitstellung nicht gedeckt werden können. Daher sind Maßnahmen erforderlich,
 251 die ein ebenso an der Qualität wie auch den Bedarfen ausgerichtetes Informationsmanagement gewährleisten.

252 **Tabelle 2: Patienten- und Angehörigencharakteristika**

Variable	Gesamt (n=68)	Prozent
Durchschnittsalter (in Jahren)	50,5	–
Geschlecht (weiblich/männlich)	45/23	66,2/33,8
Status (Patient/Angehöriger)	55/13	80,9/19,1
<i>Erkrankung</i>		
Genetische Erkrankungen der Haut	10	14,7

Skelettdysplasien	7	10,3
Neuromuskuläre Erkrankungen	9	13,2
Genetische Erkrankungen der Augen	4	5,9
Bindegewebserkrankungen	5	7,4
Genetische Erkrankungen der Nieren	6	8,8
Mukoviszidose und verwandte Lungenerkrankungen	7	10,3
Immundefizienzen	7	10,3
Angeborene Stoffwechselstörungen	7	10,3
Angeborene Störungen der Blutbildung	4	5,9
Genetische Erkrankungen des Verdauungstrakts	2	2,9

253 **Tabelle 3: Belege aus den qualitativen Interviews mit Patientinnen, Patienten und Angehörigen**

Aspekt	Zitat
Das Internet stellt für die Suche nach Informationen zu seltenen Erkrankungen eine bedeutsame Quelle dar	<i>I: „Es gibt ja heute relativ viele Möglichkeiten, die man zur Kommunikation verwenden kann. Was für Medien haben Sie genutzt bei der Suche nach Informationen?“ P: „Google. Hauptsächlich den PC, Suchmaschinen. Heutzutage ist das glaube ich Standard.“ (Patient, 32 Jahre, Interview 2)</i>
Angstauslösende Informationen im Internet	<i>„Also ich war nur auf Wikipedia. Und was ich da gelesen hatte, das hatte mich halt geschockt, weil sich das ganz arg schlimm anhörte. Und danach war ich nie wieder im Internet.“ (Angehöriger, 46 Jahre, Interview 4)</i>
Bedarf nach detaillierten Informationen wird oft nicht gedeckt	<i>„Man findet immer so Informationshäppchen. Und das Schlimme ist, dass dann ganz viele Informationshäppchen im Internet sind, die dann ganz kurz die Krankheit vielleicht erläutern, (...) aber keine tiefen Informationen geben.“ (Patient, 48 Jahre, Interview 60)</i>
Nach Diagnosestellung sind sämtliche Informationen	<i>„Es waren/als alles neu war. Da haben wir ja jede</i>

relevant	<i>Information aufgesogen.“ (Patient, 59 Jahre, Interview 47)</i>
Tiefgehende Informationen über Internetseite von Selbsthilfegruppe	<p><i>I: „Und wie beurteilen Sie die Qualität der Informationen?“</i></p> <p><i>P: „Das ist wiederum gut, also nur das von der Selbsthilfegruppe, sonst nichts.“</i></p> <p><i>I: „Und die Informationen, die Sie jetzt im Internet auf anderen Seiten gefunden haben?“</i></p> <p><i>P: „Ne. War für mich so allgemein, nichtssagend.“ (Patientin, 50 Jahre, Interview 10)</i></p>
Beurteilung von Webseiten erfolgt danach, wer für Informationen verantwortlich ist	<i>„(...)Und dann entscheidet man ja so ein bisschen nach dem Auftritt auch, was ist seriös, ja, wer steckt dahinter, (...) sind die ähhh, hier mmhhh Allianz der chronischen/ also, der ACHSE zugehörig, NAMSE zugehörig, ja.“ (Patientin, 44 Jahre, Interview 35)</i>
Bedeutsamkeit von Informationen anderer Betroffener	<i>„Oder wenn man/jemand der wirklich beschreibt, seine eigene Krankheit beschreibt. Man kann diese Parallelen sehen.“ (Patient, 59 Jahre, Interview 47)</i>
Internetseite von Selbsthilfegruppe bietet Informationen zu für die Betroffenen wichtigen Fragestellungen	<i>„Ja, ich kann immer nur wieder auf das MPN-Netzwerk zurückkommen. Weil es eigentlich so ziemlich mit die einzige wirklich ergiebige Quelle ist, sage ich jetzt mal. Wo man wirklich alle Sachen findet, die man wissen will.“ (Patientin, 27 Jahre, Interview 1)</i>

254 **Diskussion**

255 **Herausforderungen eines qualitäts- und bedarfsorientierten** 256 **Informationsmanagements**

257 Die Analyse der im Informationsportal (ZIPSE) registrierten Informationsseiten hat gezeigt, dass ungefähr die
258 Hälfte der zuvor bei einer umfassenden Recherche identifizierten Webseiten einer Anwendung der ZIPSE-
259 Qualitätskriterien nicht standhält. Die den Nutzerinnen und Nutzern bereitgestellte Informationsbasis wäre somit

260 der bei einer sonstigen Internetsuche gefundenen Informationsbasis um rund 50% verringert. Insbesondere bei
261 sehr seltenen Erkrankungen, zu denen häufig nur wenige Informationen verfügbar sind, kann dies die
262 Zufriedenheit der Nutzerinnen und Nutzer eines solchen Portals einschränken. Die Auswertung der Interviews
263 hat gezeigt, dass aufgrund der mangelhaften Informationsgrundlage besonders im Zeitraum kurz nach der
264 Diagnosestellung, wenn die Informationsbedarfe sehr hoch sind, Informationen ungeachtet ihrer objektiven
265 Qualität für die Betroffenen sehr bedeutsam sein können. Eine strikte Ausklammerung von Informationen, die
266 festgelegten Qualitätskriterien nicht entsprechen, kann daher den Nutzen der Verwendung des
267 Informationsportals (ZIPSE) für die Betroffenen und ihre Angehörigen vermindern.

268 Ein Großteil der Befragten machte keine konkreten Angaben dazu, was aus ihrer Sicht ein qualitativ
269 hochwertiges Informationsangebot ausmache. Die Interviewteilnehmerinnen und –teilnehmer gaben jedoch an,
270 welche Informationsseiten bei ihrer Suche von Bedeutung waren. Hierbei handelte es sich häufig um Webseiten
271 von Selbsthilfegruppen, denen ein hohes Maß an Vertrauen entgegengebracht wird und die zu für die
272 Betroffenen wichtigen Fragestellungen im Krankheitsverlauf tiefgehende Informationen bereithalten. Vor dem
273 Hintergrund dieser Ergebnisse stellt sich u. a. die Frage, welche Bedeutung Betroffene seltener Erkrankungen,
274 die im Hinblick auf die Informationssituation mit besonderen Gegebenheiten konfrontiert sind, etablierten
275 Qualitätskriterien für Gesundheitsinformation beimessen. Es ist davon auszugehen, dass Menschen mit seltenen
276 Erkrankungen aufgrund der erschwerten Informationssituation andere Anforderungen an Informationen stellen
277 als Betroffene häufigerer Erkrankungen, zu denen eine höhere Informationsbasis vorliegt [17]. Diese Frage sollte
278 in weiterführenden Studien näher untersucht werden.

279 Unter den in unserer Untersuchung überprüften Webseiten waren es häufig die Webseiten von
280 Selbsthilfegruppen, die den ZIPSE-Qualitätskriterien nicht entsprechen und somit der Informationsbasis des
281 Informationsportals (ZIPSE) entzogen würden. Eine mögliche Ursache hierfür ist, dass es sich bei
282 Selbsthilfegruppen häufig um einen Zusammenschluss einiger weniger engagierter Betroffener oder Angehöriger
283 handelt, die zwar über ein großes Wissen zu seltenen Erkrankungen verfügen, jedoch wenig Erfahrung in der
284 zielgruppenspezifischen Aufbereitung ihrer Informationen haben. Darüber hinaus kann davon ausgegangen
285 werden, dass Selbsthilfegruppen in der Regel nur über ein beschränktes Budget verfügen, welches eine
286 professionelle Umsetzung von Webseiteninhalten erschweren kann. Dieses wurde bislang jedoch nicht
287 wissenschaftlich untersucht. Unklar ist daher, inwieweit bestehende Leitfäden und Kriterienkataloge zu guten
288 Gesundheitsinformationen bei in der Selbsthilfe tätigen Personen bekannt sind bzw. welche Gründe für eine
289 Nichtumsetzung dieser Kriterien bestehen. Dies sollte in weiterführenden Studien untersucht werden.

290 **Transparente Darstellung der Qualität verlinkter Informationsangebote**

291 Um der Herausforderung bei der Betreuung des ZIPSE zu begegnen, einerseits Informationsseiten zu verlinken,
292 die den ZIPSE-Qualitätskriterien entsprechen und andererseits Webseiten zu berücksichtigen, die für Suchende
293 trotz nicht erfüllter Qualitätskriterien von Bedeutung sein können, wird ein qualitäts- und gleichzeitig
294 bedarfsorientiertes Vorgehen gewählt. Nach Eingabe des Suchbegriffs in das Suchfeld erscheinen zunächst
295 sämtliche qualitätsgesicherten erkrankungsspezifischen Informationsseiten in einer Listenansicht (Abb. 2). Zu
296 diesen Webseiten können sich die Suchenden detaillierte Infos, wie z. B. eine Beschreibung des
297 Informationsangebots und der Themenbereiche, anzeigen lassen oder direkt zum Informationsangebot wechseln.
298 Unterhalb dieser Liste finden Nutzerinnen und Nutzer den Hinweis, sich weitere Seiten, die den ZIPSE-
299 Qualitätskriterien nicht entsprechen, jedoch trotzdem inhaltlich hochwertig und bedeutsam sein können,
300 nachgelagert anzeigen lassen zu können. Klicken die Suchenden dieses Angebot an, erscheint zunächst ein
301 Hinweistext, den die Nutzerinnen und Nutzer aktiv bestätigen müssen. In diesem Hinweistext wird darauf
302 hingewiesen, dass eine inhaltliche Überprüfung sämtlicher Informationen der im Portal verlinkten Webseiten
303 nicht möglich ist und sich die Qualitätskriterien daher vorwiegend auf Merkmale, die die Qualität der Webseite
304 sicherstellen sollen (z. B. Datenschutzkonzept, vollständiges Impressum etc.), beziehen. Gleichzeitig wird
305 betont, dass die nachfolgend ergänzten Informationen somit inhaltlich eine hohe Qualität besitzen können, dies
306 aber nicht durch die Redaktion überprüfbar sei. Dem Suchenden wird somit transparent dargestellt, welches
307 Informationsangebot die ZIPSE-Qualitätsanforderungen erfüllt, und es wird die Möglichkeit eröffnet, selbst zu
308 entscheiden, sich weitere, möglicherweise bedeutsame Informationen anzeigen zu lassen. In der Liste finden die
309 Suchenden dann weitere Seiten, die optisch über ein Ausrufezeichen deutlich von den qualitätsgesicherten Seiten
310 abgegrenzt sind (Abb. 3).

311

312 Hier Abbildungen 2 und 3

313

314 Betreiber von registrierten Webseiten, welche die Qualitätskriterien nicht erfüllen, werden durch dieses
315 Vorgehen außerdem dazu angeregt, ihre Informationsseite nachzurüsten, um zukünftig im sofort sichtbaren
316 Bereich gelistet zu werden. Das Informationsportal ZIPSE verfügt über weitere Schnittstellen zu bereits
317 existierenden Datenbanken. Zusätzlich zu den im Informationsportal gelisteten Informationsseiten werden den
318 Nutzerinnen und Nutzern des Informationsportals erkrankungsspezifische Informationen aus den Datenbanken
319 von Orphanet, FindZebra und ACHSE e.V. angezeigt. Des Weiteren erfolgen eine erkrankungsspezifische

320 Anzeige von Expertinnen und Experten sowie Selbsthilfegruppen, die im Versorgungsatlas über seltene
321 Erkrankungen (se-atlas) gelistet sind, sowie eine Verlinkung zu wissenschaftlichen Publikationen aus der Pub-
322 Med-Datenbank. Das Informationsportal ZIPSE fungiert somit als Metaplattform und als zentraler Zugangspunkt
323 zu verfügbaren Informationen über seltene Erkrankungen im Internet.

324 Eine wichtige Limitation unserer Untersuchung ist, dass die Interviewteilnehmerinnen und -teilnehmer nicht
325 direkt danach gefragt wurden, was aus ihrer Sicht Qualität im Hinblick auf Informationen zu ihrer Erkrankung
326 bedeutet, was das In-Beziehung-Setzen der quantitativen und qualitativen Auswertungen erschwert. Hiervon
327 wurde jedoch bewusst abgesehen, da belegt ist, dass zu direkte Erzählaufforderungen zu Interviewende
328 überfordern können und eine Übersetzung der Forschungsfrage in eine indirekte Abfrage zielführender ist [14].
329 Daher wurden die Einstellungen der Teilnehmerinnen und Teilnehmer indirekt aus ihren Erzählungen über die
330 Suche nach Informationen und deren Erleben abgeleitet. Als weitere Limitation lässt sich hinzufügen, dass
331 bislang nur deutschsprachige Informationsseiten im Rahmen der quantitativen Auswertung berücksichtigt
332 wurden. Zukünftig sollen auch englischsprachige Seiten im Informationsportal ZIPSE verlinkt werden. Ob sich
333 die Qualität entsprechender Seiten und damit die ZIPSE Informationsbasis anders darstellt, kann zum jetzigen
334 Zeitpunkt jedoch noch nicht abschließend beurteilt werden. Ein Blick ins europäische Ausland und die USA
335 verrät jedoch, dass entsprechende Bestrebungen zur Verbesserung der Informationsqualität zu seltenen
336 Erkrankungen dort bereits z. T. seit Jahrzehnten zu verzeichnen sind. Etablierte Informationsdienste wie z. B.
337 NORD oder GARD in den USA bieten Informationen zu einer Vielzahl seltener Erkrankungen und basieren in
338 der Regel auf Primärinformationen, an deren Erstellung hohe Qualitätsanforderungen angelegt wurden, sodass
339 hier von einer allgemein hohen Informationsqualität ausgegangen werden kann [18, 19].

340 **Fazit**

341 Zusammenfassend lässt sich festhalten, dass Menschen mit seltenen Erkrankungen besondere Bedarfe aufweisen,
342 wenn es um die Suche nach krankheitsbezogenen Informationen geht. Aufgrund der zum Teil mangelhaften
343 Informationsbasis und des erschwerten Zugangs zu Informationen können für die Betroffenen Informationen von
344 Webseiten, die nicht den etablierten Qualitätskriterien für gute Gesundheitsinformationen genügen, dennoch sehr
345 bedeutend sein. So misst sich das Vertrauen in Informationen und somit auch deren Relevanz für Menschen mit
346 seltenen Erkrankungen insbesondere daran, wer die Informationen erstellt hat und ob diese die sich im Verlauf
347 der Erkrankung ändernden Informationsbedarfe ausreichend decken bzw. für den Umgang mit der Erkrankung
348 im Alltag hilfreich sind. Um auf ZIPSE eine qualitätsgesicherte und gleichzeitig an den Bedürfnissen betroffener
349 Nutzerinnen und Nutzer ausgerichtete Informationsbasis zu realisieren, werden daher ein transparenter Umgang

350 mit der Informationsqualität sowie eine aktiv anfordernde Bereitstellung nicht-Qualitätsgesicherter
351 Informationsseiten verfolgt. Auf diese Weise soll sichergestellt werden, dass die Betroffenen auf dem Portal auf
352 eine an ihren Bedarfen ausgerichtete Informationsbasis zugreifen können.

353 **Korrespondenzadresse**

354 **S. Litzkendorf**

355 Center for Health Economics Research

356 Hannover (CHERH), Leibniz Universität

357 Hannover

358 Otto-Brenner-Str. 1, 30159 Hannover,

359 Deutschland

360 sl@cherh.de

361 **Danksagung**

362 Unser herzlicher Dank gilt allen Patientinnen und Patienten sowie ihren Angehörigen, die uns bei unserer
363 Interviewstudie unterstützt haben. Diese Studie wurde vom Bundesministerium für Gesundheit (BMG) gefördert.

364 **Einhaltung ethischer Richtlinien**

365 **Interessenkonflikt**

366 S. Litzkendorf, F. Pauer, J. Zeidler, J. Göbel, H. Storf und J.-M. Graf von der Schulenburg geben an, dass kein
367 Interessenkonflikt besteht. Alle Teilnehmenden der Interviewstudie gaben uns ihre informierte Zustimmung. Für
368 die Studie liegt außerdem ein positives Ethikvotum der Albert-Ludwigs- Universität Freiburg vor, welches
369 bestätigt, dass die Studie die in der Helsinki-Erklärung (1964) oder späteren Ergänzungen festgelegten ethischen
370 Standards einhält.

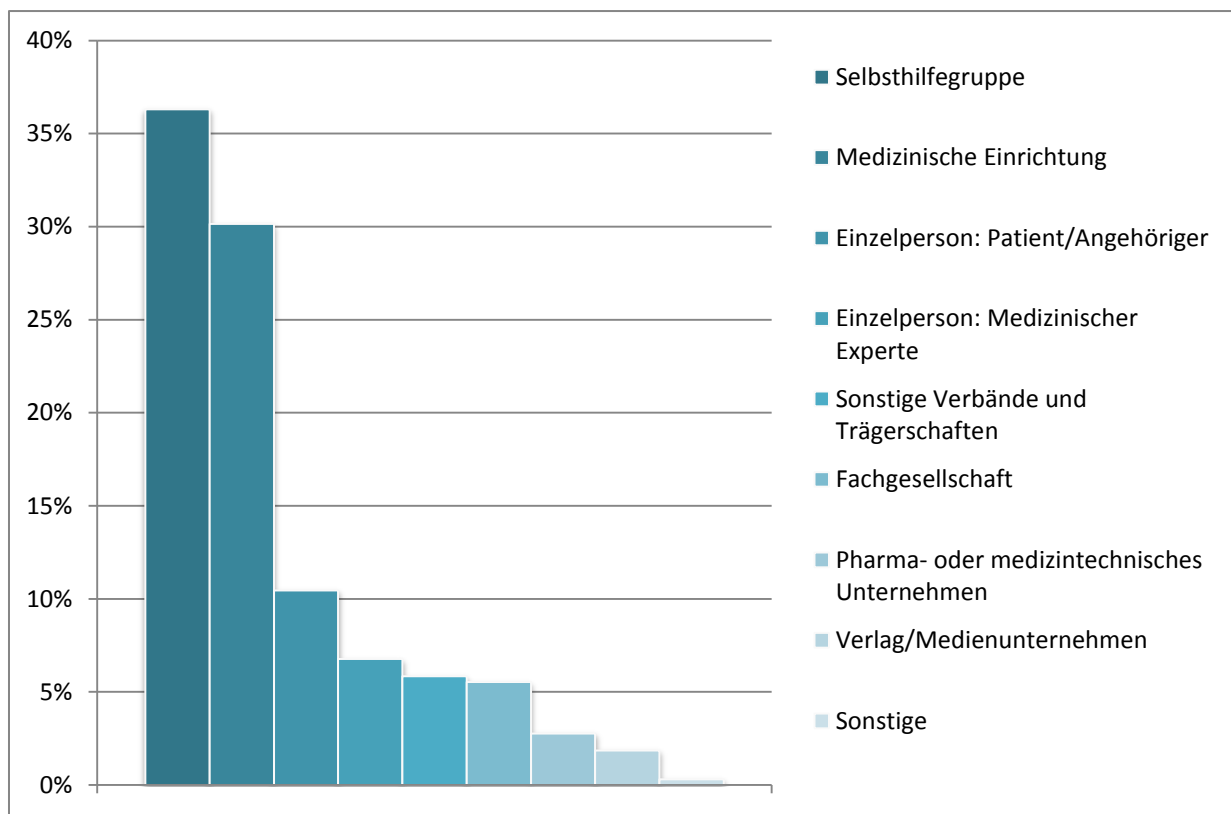
371 **Literatur**

- 372 1. Eidt D, Frank M, Reimann A, Wagner TOF, Mittendorf T, von der Schulenburg JM (2009) Maßnahmen
373 zur Verbesserung der gesundheitlichen Situation von Menschen mit Seltenen Erkrankungen in
374 Deutschland. [http://www.gesundheitsforschungbmbf.de/_media/Autorentexte_Massnahmenseltene-
375 Krankheiten_200908.pdf](http://www.gesundheitsforschungbmbf.de/_media/Autorentexte_Massnahmenseltene-
375 Krankheiten_200908.pdf). Zugegriffen: 14. Oktober 2016
- 376 2. Geschäftsstelle des Nationalen Aktionsbündnisses für Menschen mit Seltenen Erkrankungen (2013)
377 Nationaler Aktionsplan für Menschen mit Seltenen Erkrankungen.
378 https://www.bundesgesundheitsministerium.de/fileadmin/Dateien/3_Downloads/N/NAMSE/Nationaler

- 379 _Aktionsplan_fuer_Menschen_mit_Seltenen_Erkrankungen_-
380 _Handlungsfelder__Empfehlungen_und_Massnahmenvorschlaege.pdf. Zugegriffen: 14. Oktober 2016
- 381 3. Pauer F, Göbel J, Storf H et al (2016) Adopting quality criteria for medical information to websites
382 about rare diseases. *Interact J Med Res* 5(3):e24. doi:10.2196/ijmr.5822
- 383 4. Deutsches Netzwerk evidenzbasierte Medizin e. V. (2016) Gute Praxis Gesundheitsinformation.
384 <http://www.ebm-netzwerk.de/pdf/publikationen/gpgi2.pdf>. Zugegriffen: 14. Oktober 2016
- 385 5. DISCERN (2016) Qualitätskriterien für Patienteninformationen.
386 <http://www.webcitation.org/6cxWgMqQR>. Zugegriffen:14. Oktober 2016
- 387 6. Afgis e. V. (2010) Checkliste für medizinische Websites. <http://www.webcitation.org/6cxWcyM18>.
388 Zugegriffen: 14. Oktober 2016
- 389 7. Medisuch (2015) Zertifizierungsverfahren Medisuch 2015. <http://www.webcitation.org/6cxWWgdnY>.
390 Zugegriffen:14. Oktober 2016
- 391 8. Nationales Aktionsbündnis für Menschen mit Seltenen Erkrankungen (2016) Kriterien und Standards zu
392 Patienteninformationen zu Seltenen Erkrankungen.
393 <http://www.namse.de/images/stories/Dokumente/Hintergrundpapiere/kriterien%20und%20standards%20zu%20pi%20zu%20se.pdf>. Zugegriffen:14. Oktober 2016
- 394 9. ACHSE e. V. (2016) Ab wann ist eine Krankheitsbeschreibung eine “Patientenorientierte
395 Krankheitsbeschreibung (PKB) nach ACHSE-Kriterien?“. <http://www.webcitation.org/6cxWrIXXU>.
396 Zugegriffen: 14. Oktober 2016
- 397 10. HON. Health on the Net Foundation (2016) HONcode section for web publisher.
398 <http://www.webcitation.org/6cxWKTtL>. Zugegriffen: 21. Oktober 2016
- 399 11. Stiftung Gesundheit (2016) Richtlinien für die Prüfung von gesundheitsbezogenen Publikationen in
400 elektronischen Medien. <http://www.webcitation.org/6cxWT5qmU>. Zugegriffen:21. Oktober 2016
- 401 12. Litzkendorf S, Babac A, Rosenfeldt D et al (2016) Information needs of people with rare diseases –
402 what information do patients and their relatives require? *J Rare Disord Diagn Ther* 2:1–11
- 403 13. Misoch S (2015) Qualitative interviews. DeGruyter, Oldenburg
- 404 14. Helfferich C (2010) Die Qualität qualitativer Daten. VS, Wiesbaden
- 405 15. Mayring P (2015) Qualitative Inhaltsanalyse. Grundlagen und Techniken. Beltz, Weinheim
- 406 16. Orphanet (2016) Verzeichnis der seltenen Krankheiten und Synonyme.
407 [http://www.orpha.net/orphacom/cahiers/docs/DE/Verzeichnis_der_seltenen_Krankheiten_in_alphabetis](http://www.orpha.net/orphacom/cahiers/docs/DE/Verzeichnis_der_seltenen_Krankheiten_in_alphabetischer_Reihenfolge.pdf)
408 [cher_Reihenfolge.pdf](http://www.orpha.net/orphacom/cahiers/docs/DE/Verzeichnis_der_seltenen_Krankheiten_in_alphabetischer_Reihenfolge.pdf). Zugegriffen: 27. Oktober 2016
- 409

- 410 17. Carpenter DM, DeVellis RF, Hogan SL, Fisher EB, DeVellis BM, Jordan JM (2011) Use and perceived
411 credibility of medication information sources for patients with a rare illness: differences by gender. J
412 Health Commun16(6):629–642
- 413 18. GARD (2016) Genetic and Rare Diseases Information Center. <https://rarediseases.info.nih.gov/>.
414 Zugriffen:10. Dezember 2016
- 415 19. NORD(2016) National Organization for Rare Disorders. [http://rarediseases.org/for-patients-](http://rarediseases.org/for-patients-andfamilies/information-resources/rare-diseaseinformation/)
416 [andfamilies/information-resources/rare-diseaseinformation/](http://rarediseases.org/for-patients-andfamilies/information-resources/rare-diseaseinformation/). Zugriffen: 10. Dezember 2016

417 **Abbildung 1:** Nicht-qualitätsgesicherte Informationsseiten nach Anbietern



418 **Abbildung 2:** Darstellung der Ergebnisliste

ZIPSE portal-se.de
Zentrales Informationsportal über seltene Erkrankungen

Suchergebnisse
Suche nach: Epidermolysis bullosa simplex

Name	✓	✓	✓	✓
DermaKIDS - Informationen über Epidermolysis bullosa	✓	✓	✓	✓
EB Handbuch	✓	✓	✓	✓
Interessengemeinschaft Epidermolysis Bullosa e.V.	✓	✓	✓	✓
Webauftritt des EB-Haus Austria, Spezialklinik für Menschen mit Epidermolysis bullosa	✓	✓	✓	✓

Zusätzlich Informationsseiten anzeigen, welche die ZIPSE Qualitätskriterien nicht erfüllen.

420 **Abbildung 3** Anforderungen und Darstellung der nicht-qualitätsgesicherten Suchergebnisse

ZIPSE V: 0.38.2

Hinweis

Die bislang angezeigte Liste enthält alle im Portal registrierten Informationsseiten, welche die ZIPSE Qualitätskriterien erfüllen. Da es uns nicht möglich ist, sämtliche Informationen der im Portal verlinkten Webseiten inhaltlich zu überprüfen, beziehen sich diese vorwiegend auf Merkmale, die die Qualität der Webseite sicherstellen sollen (z.B. Datenschutzkonzept, vollständiges Impressum etc.). Eine ausführliche Beschreibung der Qualitätskriterien finden Sie unter dem Menüpunkt „Qualitätssicherung“.

Wenn Sie weitere Informationsseiten angezeigt bekommen möchten, die **nicht** die ZIPSE Qualitätskriterien erfüllen, möglicherweise dennoch relevante und hochwertige Informationen bereitstellen, bestätigen Sie dies bitte durch einen Klick auf „OK“. Diese Informationsseiten erkennen Sie in der Liste durch folgendes Zeichen (hier das Ausrufezeichen einfügen).

Abbrechen OK

Hintergrund

Häufige Fragen (FAQ)

Suchergebnisse filtern

Themengebiete

Informationsanbieter

Eigenschaften der Website

Filter anwenden

DermaKIDS - Informationen über Epidermolysis bullosa	✓	✓	✓	✓
EB Handbuch	✓	✓	✓	✓
Interessengemeinschaft Epidermolysis Bullosa e.V.	✓	✓	✓	✓
Webauftritt des EB-Haus Austria, Spezialklinik für Menschen mit Epidermolysis bullosa	✓	✓	✓	✓

Zusätzlich Informationsseiten anzeigen, welche die ZIPSE Qualitätskriterien nicht erfüllen.

- Vorherige **1** Nächste -



422

ZIPSE portal-se.de V: 0.38.2

Zentrales Informationsportal über seltene Erkrankungen

ZIPSE / STARTSEITE

Startseite

Liste aller Informationsseiten

Erläuterung der Themengebiete

Hintergrund

Häufige Fragen (FAQ)

Suchergebnisse filtern

Themengebiete

Informationsanbieter

Eigenschaften der Website

Filter anwenden

Suchergebnisse

Suche nach: Epidermolysis bullosa simplex In weiteren Quellen suchen...

Name					
debra - Informationen über Epidermolysis bullosa	⚠	✓	✓	✓	
DermaKIDS - Informationen über Epidermolysis bullosa		✓	✓	✓	✓
EB Handbuch		✓	✓	✓	✓
Interessengemeinschaft Epidermolysis Bullosa e.V.		✓	✓	✓	✓
Webauftritt des EB-Haus Austria, Spezialklinik für Menschen mit Epidermolysis bullosa		✓	✓	✓	✓

Dieses Informationsangebot erfüllt die ZIPSE Qualitätskriterien NICHT!

Nur Informationsseiten anzeigen, welche die ZIPSE Qualitätskriterien erfüllen.

- Vorherige **1** Nächste -

423

Modul 2

Adopting Quality Criteria for Medical Information to Websites about Rare Diseases

Pauer, Frédéric

Göbel, Jens

Storf, Holger

Litzkendorf, Svenja

Babac, Ana

Frank, Martin

Lühns, Verena

Schauer, Franziska

Schmidtke, Jörg

Biehl, Lisa

Wagner, Thomas O. F.

Ückert, Frank

Von der Schulenburg, Johann-Matthias

Hartz, Tobias

Interactive Journal of Medical Research 2016; 5(3): e24
DOI:10.2196/ijmr.5822

Original Paper

Adopting Quality Criteria for Websites Providing Medical Information About Rare Diseases

Frédéric Pauer¹, MSc; Jens Göbel², BSc; Holger Storf², PhD; Svenja Litzkendorf¹, MA; Ana Babac¹, MSc; Martin Frank³, PhD; Verena Lührs³, MA; Franziska Schauer⁴, Dr med; Jörg Schmidtke⁵, Dr med; Lisa Biehl⁶, Dipl Psych; Thomas OF Wagner⁷, Dr med; Frank Ückert⁸, PhD; Johann-Matthias Graf von der Schulenburg¹, PhD; Tobias Hartz³, Dipl-Math

¹Center for Health Economics Research Hannover (CHERH), Leibniz University Hannover, Hannover, Germany

²Medical Informatics Group (MIG), University Hospital Frankfurt, Frankfurt am Main, Germany

³Centre for Quality and Management in Healthcare, Medical Association of Lower Saxony, Hannover, Germany

⁴Department of Dermatology, Medical Center University of Freiburg, Freiburg im Breisgau, Germany

⁵Orphanet Deutschland, Center for Rare Diseases, Hannover Medical School (MHH), Hannover, Germany

⁶German Alliance of Chronic Rare Diseases (ACHSE) e.V., Berlin, Germany

⁷Frankfurt Center for Rare Diseases (FRZSE), University Hospital Frankfurt, Frankfurt am Main, Germany

⁸Department of Medical Informatics for Translational Oncology, German Cancer Research Center (DKFZ), Heidelberg, Germany

Corresponding Author:

Frédéric Pauer, MSc

Center for Health Economics Research Hannover (CHERH)

Leibniz University Hannover

Otto-Brenner-Str 1

Hannover, 30159

Germany

Phone: 49 511 762 14244

Fax: 49 511 762 5081

Email: frp@cherh.de

Abstract

Background: The European Union considers diseases to be rare when they affect less than 5 in 10,000 people. It is estimated that there are between 5000 and 8000 different rare diseases. Consistent with this diversity, the quality of information available on the Web varies considerably. Thus, quality criteria for websites about rare diseases are needed.

Objective: The objective of this study was to generate a catalog of quality criteria suitable for rare diseases.

Methods: First, relevant certificates and quality recommendations for health information websites were identified through a comprehensive Web search. Second, all considered quality criteria of each certification program and catalog were examined, extracted into an overview table, and analyzed by thematic content. Finally, an interdisciplinary expert group verified the relevant quality criteria.

Results: We identified 9 quality certificates and criteria catalogs for health information websites with 304 single criteria items. Through this, we aggregated 163 various quality criteria, each assigned to one of the following categories: thematic, technical, service, content, and legal. Finally, a consensus about 13 quality criteria for websites offering medical information on rare diseases was determined. Of these categories, 4 (data protection concept, imprint, creation and updating date, and possibility to contact the website provider) were identified as being the most important for publishing medical information about rare diseases.

Conclusions: The large number of different quality criteria appearing within a relatively small number of criteria catalogs shows that the opinion of what is important in the quality of health information differs. In addition, to define useful quality criteria for websites about rare diseases, which are an essential source of information for many patients, a trade-off is necessary between the high standard of quality criteria for health information websites in general and the limited provision of information about some rare diseases. Finally, transparently presented quality assessments can help people to find reliable information and to assess its quality.

(*Interact J Med Res* 2016;5(3):e24) doi:[10.2196/ijmr.5822](https://doi.org/10.2196/ijmr.5822)

KEYWORDS

rare diseases; self-help groups; Internet; health information exchange; quality indicators

Introduction

The European Union considers diseases to be rare when they affect no more than 5 in 10,000 people. It is estimated that there are between 5000 and 8000 different rare diseases, affecting nearly 30 million people in the European Union and 4 million people in Germany alone [1,2]. Consistent with this diversity, the quality of information available on the Web varies considerably. People searching the Web often find it very difficult to find the right information and to assess its quality [3,4]. With Orphanet [5], an information platform exists, which holds comprehensive and quality-tested information. However, the target group it addresses is potentially specialists rather than patients [6,7]. In keeping with the European Council's recommendations, Germany has published a National Action Plan for Rare Diseases in August 2013, which will guide and structure actions in the context of rare diseases within their health and social systems [8]. It includes 52 policy proposals. The national project ZIPSE (German: Zentrales Informationsportal über seltene Erkrankungen; English: Central Information Portal about Rare Diseases), initiated by the Federal Ministry of Health, deals with the realization of the plan's topics 37 to 39, which cover the subject of a central information portal [9]. Hereby, the health and well-being of people with rare diseases should be improved.

The aim of the ZIPSE project is to conceptualize and implement a central information portal about rare diseases in Germany. A centralized access point for quality-tested information appears to be very helpful for people with a rare disease, their relatives, and medical experts [9]. The portal itself does not contain primary information but refers to existing quality-assured information sources. The aim is the provision of an intelligent user guide to relevant and appropriate sources of information [10]. Web-based information and websites about rare diseases will be linked in the information portal. More precisely, a variety of quality-tested websites about rare diseases will be offered to all users. Furthermore, users will be able to search for disease-specific websites and to filter them by quality criteria. Therefore, a method to distinguish high- and low-quality websites needs to be established [10,11]. A number of quality certificates for websites dealing with medical information already exist. Websites with such a certificate demonstrate quality-tested content [3]. It can be hypothesized that existing quality certificates for websites with health information (eg, Health On the Net Foundation Code of Conduct, HONcode; DISCERN; and Stiftung Gesundheit) are rarely used by websites about rare diseases. It can be assumed that patient organizations often provide well-researched and reliable information about rare diseases, but they have limited resources in terms of time and money to present themselves as professionally as other information providers on the Web to fulfill the requirements of existing quality certificates. Furthermore, the providers' motivation to present themselves professionally is unknown. The quality control process of certificates such as HONcode can be costly and require significant effort owing to stringent

requirements. Verifying websites providing medical information about rare diseases using quality criteria can help increase acceptance and signal trustworthiness to patients, relatives, and medical experts. Most existing quality certificates focused on medical information pursue different goals and contain a wide range of different types of quality criteria. Hence, specific quality criteria for websites about rare diseases are needed. The objective of this study was to generate a catalog of quality criteria suitable for rare diseases. Implementing these quality criteria will improve the evaluation and assessment of information about rare diseases for patients, health professionals, and other users of the information portal.

Methods

The method we adopted can be regarded as a process divided into 3 steps, as shown in the flowchart in [Figure 1](#).

In step 1, a comprehensive Web search was performed to identify quality certificates and criteria catalogs for websites containing medical or health information. Although we focused on programs and catalogs active in Germany because of its implementation of the information portal about rare diseases, we considered several international sources as well. Quality certificates and criteria catalogs were only included if the quality criteria were published transparently. Furthermore, to be included the certificates and catalogs had to focus on Web-based resources containing medical or health information. Certificates, catalogs, and recommendations were therefore excluded if, for example, they focused only on printed medical information. Additionally, websites about rare diseases were analyzed to identify their quality criteria and their use of quality certificates. These criteria were added if they were not already identified through the Web search. Finally, all identified references were again checked for suitability.

In step 2, the unique criteria of each certification program and catalog were examined, extracted into an overview table, and analyzed by thematic content. Thematic correlations between the criteria were pooled together with an inductive design into major categories. Experts on rare diseases were consulted on the construction of the major categories. Finally, each criterion was assigned to one of the following major categories: thematic, technical, service, content, and legal. Where feasible, the categories were broken down further into groups of criteria. Additionally, experts on rare diseases provided opinions and general information about the importance of each criterion and critical aspects of quality criteria for information about rare diseases. If a criterion was already present in the map, it was not reentered but marked as being part of another criteria catalog. In order to evaluate the importance of a single criterion, its repeated occurrence among different criteria catalogs was examined. Criteria appearing in several catalogs were considered more important, whereas those that were part of a single catalog alone were considered less important. Thus, a hierarchy of the quality criteria appearing in the identified catalogs was

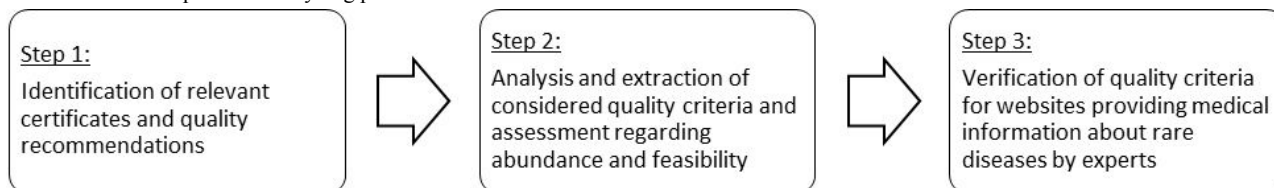
constructed, ordered from the criteria appearing the most number of times to those appearing just once.

In step 3, the most important criteria were selected by the project group as preliminary quality criteria. Next, a workshop was held with various experts on website quality and other publications with medical content, experts on health economics and medical informatics, as well as medical experts in the field of rare diseases. A total of 27 experts participated in the workshop—4 of them were professors and 12 graduate doctors. These experts were invited to participate in the group discussion about quality criteria for websites providing medical information about rare diseases. Participants did not receive incentives to attend the workshop and discussion. The relevance and applicability of each quality criterion were discussed, evaluated, and verified by the expert group. The discussion with medical experts as well as experts on the quality of medical information focused on choosing the criteria that should be mandatory for websites offering medical information on rare diseases. Input from medical experts was equally valuable as input from experts on quality of medical information. At the end of the discussion, the experts were expected to arrive at a consensus on the importance of the different quality criteria. Finally, it was decided which of the quality criteria should be mandatory for these websites to be listed on the information portal about rare

diseases. Experts from the following institutions participated in the workshop and group discussion:

- German Action Forum Health Information System (afgis e.V.)
- German Alliance of Chronic Rare Diseases (ACHSE e.V.)
- Agency for Quality in Medicine (ÄZQ)
- Federal Ministry of Health Germany (BMG)
- Charité Universitätsmedizin Berlin
- Center for Health Economics Research Hannover (CHERH)
- German Cochrane Center (DCZ)
- Frankfurt Reference Center for Rare Diseases (FRZSE)
- Institute of Medical Biostatistics, Epidemiology and Informatics (IMBEI), University Medical Center Mainz
- Institute for Quality and Efficiency in Health Care (IQWiG)
- Cancer Information Service Heidelberg (KID)
- Hannover Medical School (MHH)
- National Action League for People with Rare Diseases (NAMSE)
- Orphanet Germany
- Public Health Foundation
- Department of Dermatology, Medical Center University of Freiburg
- University Medical Center Hamburg-Eppendorf (UKE)
- Centre for Quality and Management in Healthcare, Medical Association of Lower Saxony (ZQ)

Figure 1. The three steps of the analyzing procedure.



Results

Identification of Relevant Certificates

A total of 9 quality certificates and criteria catalogs for websites containing medical or health information were identified. Of these certificates and catalogs, 2 were used internationally; 7 were verified only for German websites. The most common certificate for medical information websites was identified as HONcode [12]. Three further certificates verifying only German websites were identified: afgis Qualitätslogo [13], Stiftung Gesundheit [14], and Medisuch [15]. Additionally, several German, European, and international criteria catalogs were considered: afgis Checkliste für medizinische Websites [16], DISCERN [17], Gute Praxis Gesundheitsinformation [18],

NAMSE Kriterien und Standards [19], and Patientenorientierte Krankheitsbeschreibung nach ACHSE-Kriterien [20]. Lastly, the results of a study identifying the most important quality criteria for medical information websites were analyzed [21]. All identified quality catalogs are described in Table 1. Furthermore, the development of quality criteria is an ongoing process, including more detailed quality assurance whereby recent quality catalogs take into account older catalogs and quality certificates. In summary, the identified quality catalogs, certificates, and recommendations show different thematic focuses on the criteria that are considered important to ensure a high quality of health information. Moreover, Table 1 shows that the process of determining the quality of information differs among the identified providers (self-reporting audits vs publicly available information).

Table 1. Quality catalogs and quality certificates.

Name	Description	Characteristics	Number of criteria (n=304)
NAMSE Kriterien und Standards ^a [19]	A discussion paper about quality criteria for enhancing patient information about rare diseases.	It contains requirements for the categories: creation process, results, implementation, and evaluation.	56
HONcode ^b [12]	As an international certificate, awarded by the Health On the Net Foundation located in Switzerland and established in 1995, it has held NGO ^c status at the United Nations since 2002. Since 1996, a free certificate for “trusted” sites with medical information was awarded. Since 2015, certification is provided as a paid service. The organization claims that about 8000 medical websites hold their certificate.	Its principles: Information must be authoritative—stating the qualifications of the author. Complementarity—information must supplement and help to support medical advice, not replace it. Privacy—compliance with confidentiality of personal data entered by a website visitor. Assignment—References to sources of information and dates must be present. Verifiability—treatments, products, and services must be supported by balanced, verifiable, scientific information. Transparency and contact information. Disclosure of funding—sponsorship, sponsors, and financial sources must be named. Advertising policy—separation of advertising and editorial content.	55
afgis-Qualitätslogo ^d [13]	The afgis Qualitätslogo is based on 10 quality categories for transparently provided information, whereby the verification is based on self-reporting audits.	It is based on 10 quality categories for transparently provided information: criteria for transparent information about providers, purpose and target group, authors and information sources, data release, timeliness, and planned maintenance of the information, possibility to give user-feedback, procedure of internal quality assurance, separation of advertisement and editorial contribution, financing and sponsoring, cooperation and networking, and data protection, data transmission, and use of data.	39
afgis Qualitätskriterien [16]	afgis Checkliste für medizinische Websites ^e is a guideline for providers that want to regenerate websites with medical information content.	It contains essential Web standards for the following categories: timeliness, data protection, design and navigation, medical information, legal aspects, service aspects, search engine, transparency, and access.	35
Gute Praxis Gesundheitsinformation ^f [18]	A catalog containing quality criteria for the development of health information with a requirement for evidence-based information.	It focuses on the development of health information with a requirement for evidence-based information, which is comprehensible given the expertise of the target group. Thus, the catalog contains different criteria for various target groups.	30

Name	Description	Characteristics	Number of criteria (n=304)
Stiftung Gesundheit ^g [14]	Awards a seal of approval after checking more than 100 issues, whereby the verification is based on information that is available on the website.	It awards a seal of approval after checking criteria out of the following categories: legal quality, publishing diligence, usability, and search engine optimization.	30
Patientenorientierte Krankheitsbeschreibung nach ACHSE-Kriterien ^h [20]	Contains quality criteria grouped into 5 categories.	It contains quality criteria of the following categories: creation and formal aspects, medical-scientific data and information, disease management, establishment of contact and information about specialties of health professionals, and additional links and references.	28
DISCERN [17]	A tool to evaluate medical publications with a focus on patient information.	It focuses on the following: reliability of the publication and quality of information on treatment alternatives.	19
Medisuch [15]	Provides a certification process and is operated by the institute for quality and transparency of health information.	As a part of its certification process, information providers have to declare that the information provided on the website is not influenced by industrial offers.	12

^a NAMSE Kriterien und Standards: NAMSE (National Action League for People with Rare Diseases) criteria and standards (in English).

^b HONcode: Health On the Net Foundation Code of Conduct.

^c NGO: nongovernmental organization.

^d afgis Qualitätslogo: German Action Forum Health Information System (afgis) quality logo (in English).

^e afgis Checkliste für medizinische Websites: afgis checklist for medical websites (in English).

^f Gute Praxis Gesundheitsinformation: good practice health information (in English).

^g Stiftung Gesundheit: Public Health Foundation (in English).

^h Patientenorientierte Krankheitsbeschreibung nach ACHSE-Kriterien: patient-oriented description of disease by the criteria of ACHSE (German Alliance of Chronic Rare Diseases) (in English).

Analysis and Extraction of Quality Criteria

The number of criteria present in the quality certificates is listed in [Table 1](#). The presented number can be higher (or lower) than the official numbers stated by the providers owing to a more detailed valuation of criteria by the project group. The number of criteria ranged from 12 to 56 in the catalogs analyzed. In total, we identified 304 single criteria items. Through this, we aggregated 163 different quality criteria into 5 major categories: thematic, technical, service, content, and legal. The thematic criteria category containing 90 criteria (90/163, 55.2%) was by far the largest, followed by the service category with 26 criteria (26/163, 16.0%), the technical category with 18 (18/163, 11.0%), the legal category with 15 (15/163, 9.2%), and the content category with 14 (14/163, 8.6%). The degree of detail varied among the different criteria catalogs, and while 66 criteria (66/163, 40.5%) were found in multiple catalogs, no criterion was found in all of the certificate definitions or criteria catalogs. The 2 most frequently occurring criteria appeared in 6 of the analyzed catalogs (6/9, 67%). Three criteria appeared in 5 (5/9, 56%) and 13 criteria in 4 of the catalogs (4/9, 44%), whereas 20 criteria appeared in 3 (3/9, 33%) and 28 criteria in 2 of the catalogs (2/9, 22%). The majority of 87 criteria were unique to

a single catalog. With the exception of one catalog (Gute Praxis Gesundheitsinformation), each contains a criterion unique to itself. All identified quality criteria are presented in [Multimedia Appendix 1](#). In summary, the number of criteria present in quality certificates and quality catalogs differs. Nevertheless, most catalogs contain a unique criterion not shown elsewhere. The number of quality criteria in each of the major categories varies widely.

Expert Verification

To assess the relevance of a quality criterion specific to websites offering medical information on rare diseases, different principles were applied. First, criteria appearing in many of the reviewed catalogs were considered more important to ensure a certain level of information quality. This resulted in initially selecting the two most abundant criteria (authors are mentioned and creation and updating dates of information are mentioned) as mandatory for websites to be listed in the information portal ZIPSE. Criteria appearing less often were only selected in consideration with their relevance and their applicability to rare diseases and the targeted websites. This relevance was assessed by checking several properties. If a criterion is applicable, it is to a certain extent defined by its feasibility. Criteria seemingly

important to the quality of general medical information may only be adapted to a limited extent. Finally, in the discussion workshop with 27 experts, quality criteria for websites offering medical information on rare diseases were defined. A consensus about the following 13 quality criteria for websites offering medical information on rare diseases was determined:

- Authoring information
- Mentioning of authors
- Mentioning of sources
- Mentioning of creation and update date
- Data security
- Declaration of evidence
- Marking of conflicts of interests
- Consideration of target group
- Evaluation of content
- Review of information
- Characteristics of the website (accessibility)
- Imprint
- Contact opportunity

A decision was made on the quality criteria that should be a mandatory requirement for websites about rare diseases for them to be listed in the information portal. As a legal requirement for all websites, an adequate *data protection concept* as well as an *imprint* is mandatory. Moreover, we identified the *creation and updating date* and the possibility to *contact the website provider* as very important categories for patients with a rare disease.

Discussion

Principal Findings

The literature review of quality catalogs, certificates, and recommendations for websites containing medical or health information showed different thematic focuses on criteria that are important for the quality of health information. Interestingly, the investigated certificates reveal a great variety of quality criteria used by the common certificates. There is also a wide range of quality criteria where the degree of detail varied among the different criteria catalogs. Furthermore, the process for determining the quality of websites differs among the identified providers (self-reporting audits, eg, [13] vs publicly available information, eg, [14]). The classification of the quality criteria into the major categories, thematic, technical, service, content, and legal, showed that the number of quality criteria in each category varies widely. The presence of a larger number of quality criteria in one category does not necessarily indicate a greater relevance of the category. It is rather an indication that this category can be investigated more thoroughly than categories with a smaller number of different criteria [12].

Defined quality criteria for websites about rare diseases were coordinated and verified by a multidisciplinary expert group to ensure the quality of the information provided. These quality criteria will be applied for registration of websites on the portal about rare diseases. Out of the 13 verified quality criteria for websites about rare diseases, 4 were identified to be mandatory for registration to the information portal. First, as a legal requirement for all websites an adequate *data protection concept*

and an *imprint* are mandatory. Moreover, *creation and updating date* and *possibility to contact the website provider* were identified as very important categories for patients with a rare disease. The documentation of the creation and updating date of information is especially important owing to rapid advances in the development of information and to demonstrate the latest research findings [22]. The possibility to contact the website provider is also an important quality aspect for these websites. Particularly, if there is limited information elsewhere, patients, health professionals, and other users can offer the provider advice or suggestions for improvement or ask for more precise information about a rare disease [23]. These 4 categories are mandatory for registration to the information portal and for linking to medical information about rare diseases. Fulfillment of the remaining 9 categories is optional. Nonetheless, these categories are still important for quality-tested information about rare diseases. To achieve transparency, it would be beneficial to publish the degree to which the websites fulfill these categories. In particular, information on the characteristics of the website, such as its accessibility, is important for many patients [24]. Thus, the fulfillment of each single low-barrier criterion needs to be shown transparently.

Using quality criteria to verify websites providing medical information about rare diseases can help to improve their acceptance and signal trustworthiness to patients, relatives, and medical experts [3]. In further studies, all selected quality criteria will be transferred to a so-called self-disclosure questionnaire. These questions will then be used to assess the quality of rare disease websites. The results from the first evaluation of these can help to improve and adjust the quality assessment process of the information portal. Moreover, we can evaluate and test the assumptions made at the beginning:

- Do patient organizations provide well-researched and reliable information about rare diseases?
- Do they present themselves as professionally as other information providers on the Web to fulfill the requirements of existing quality certificates?
- Do websites with little content and a small editorial staff hold high-quality information?

A further problem for investigation is the availability of robust evidence of information on rare diseases. Providing evidence for the source of information is a requirement often sought to ensure a piece of information is well researched. However, with merely 5 in 10,000 people affected by rare diseases, it is almost impossible to collect sufficient data to statistically test a hypothesis. It could be argued that a single proven case is also a form of evidence, albeit a very thin one. However, as long as no other data exist, it is still the best evidence available [25]. There are also important implications for future research from analysis of those categories where we identified a lower number of different criteria. New detailed quality criteria on these categories may help improve the discussion on quality of websites providing medical information.

Limitations

Despite our focus on programs and catalogs active in Germany, we identified a large number and variety of different quality criteria. As with other quality catalogs, the defined criteria

cannot verify the thematic content of health information. These criteria simply verify factors influencing the thematic content, as well as the quality of the website itself. A more complex and expensive solution to verify the heterogeneous information about rare diseases would be for medical experts to verify and highlight single articles of listed websites about rare diseases in the information portal. The defined quality criteria for such websites were verified by the participants of a workshop. Although this workshop was held with 27 renowned and excellent experts on website quality and other publications with medical content, experts on health economics and medical informatics, as well as medical experts in the field of rare diseases, subjectivity in their decision-making process cannot be ruled out.

Conclusions

The relatively low intersection of criteria appearing in the different criteria catalogs shows that the opinion of what is important concerning quality of medical information differs. For the development of useful quality criteria for websites about

rare diseases, a trade-off between the high standard of quality criteria for general health information and the provision of limited existing information about rare diseases, which is essential for many patients, appears unavoidable. Providing defined quality criteria for websites about rare diseases can help seekers to find reliable information and to assess its quality [3,4]. Accepted criteria for websites with information about rare diseases, which allow for a minimum of quality control while keeping the workload reasonable, have been defined. In summary, 13 categories with quality criteria were defined by a group consisting of medical experts as well as experts on the quality of medical information. Fulfillment of 4 of these categories (*data protection concept, imprint, creation and updating date, and possibility to contact the website provider*) was identified as being mandatory for registration to the information portal and for publishing medical information about rare diseases. With the help of these quality criteria, we can evaluate, for instance, the quality of information provided by rare disease self-help groups or other information providers.

Acknowledgments

This study was funded by the Federal Ministry of Health Germany. We thank the medical experts as well as the experts on the quality of medical information for participating in the discussion workshop and all reviewers for useful feedback. The publication of this paper was funded by the Open Access Publishing Fund of the Leibniz University Hannover.

Conflicts of Interest

None declared.

Multimedia Appendix 1

Quality criteria for health information websites.

[PDF File (Adobe PDF File), 563KB - [ijmr_v5i3e24_app1.pdf](#)]

References

1. Commission of the European Communities. Europa. Brussels; 2008 Nov 11. Communication from the Commission to the European Parliament, the Council, the European Economic and Social Committee, and the Committee of the Regions - on Rare Diseases: Europe's challenges URL: http://ec.europa.eu/health/ph_threats/non_com/docs/rare_com_en.pdf [WebCite Cache ID 6cxXNn8tk]
2. Federal Ministry of Health Germany. Bundesministerium für Gesundheit. Seltene Erkrankungen URL: <http://www.bmg.bund.de/themen/praevention/gesundheitsgefahren/seltene-erkrankungen.html> [accessed 2015-11-11] [WebCite Cache ID 6cxRMbctu]
3. Breckons M, Jones R, Morris J, Richardson J. What do evaluation instruments tell us about the quality of complementary medicine information on the internet? J Med Internet Res 2008;10(1):e3 [FREE Full text] [doi: 10.2196/jmir.961] [Medline: 18244894]
4. Dubowicz A, Schulz PJ. Medical information on the internet: a tool for measuring consumer perception of quality aspects. Interact J Med Res 2015;4(1):e8 [FREE Full text] [doi: 10.2196/ijmr.3144] [Medline: 25835333]
5. Orphanet. Orphadata. Free access data from Orphanet URL: <http://www.orphadata.org/cgi-bin/index.php/> [accessed 2015-11-11] [WebCite Cache ID 6cxRhbenM]
6. Maiella S, Rath A, Angin C, Mousson F, Kremp O. [Orphanet and its consortium: where to find expert-validated information on rare diseases]. Rev Neurol (Paris) 2013 Feb;169(Suppl 1):S3-S8. [doi: 10.1016/S0035-3787(13)70052-3] [Medline: 23452769]
7. Orpha. 2013. Orphanet Report Series, Reports collection 2012 Activity Report URL: <http://www.orpha.net/orphacom/cahiers/docs/GB/ActivityReport2012.pdf> [accessed 2015-11-11] [WebCite Cache ID 6cxSAGjN0]
8. Aymé S. State of the art of rare disease activities in Europe: a EUCERD perspective. Orphanet J Rare Dis 2012;7(Suppl 2):A1. [doi: 10.1186/1750-1172-7-S2-A1]

9. NAMSE. National action league for people with rare diseases. 2013. National Plan of Action for People with Rare Diseases - Action Fields, Recommendations, Proposed Actions URL: <http://namse.de/images/stories/Dokumente/Aktionsplan/national%20plan%20of%20action.pdf> [accessed 2015-11-11] [WebCite Cache ID 6cxW8msj]
10. ZIPSE. Zentrales Informationsportal über Seltene Erkrankungen URL: <http://www.portal-se.de/startseite.html> [accessed 2015-11-11] [WebCite Cache ID 6cxWEzbFd]
11. Fahy E, Hardikar R, Fox A, Mackay S. Quality of patient health information on the Internet: reviewing a complex and evolving landscape. *Australas Med J* 2014;7(1):24-28 [FREE Full text] [doi: [10.4066/AMJ.2014.1900](https://doi.org/10.4066/AMJ.2014.1900)] [Medline: [24567763](https://pubmed.ncbi.nlm.nih.gov/24567763/)]
12. HON. Health On the Net Foundation. Health On the Net Foundation, HONcode section for web publisher URL: <https://www.hon.ch/HONcode/Webmasters/intro.html> [accessed 2015-11-11] [WebCite Cache ID 6cxWKTTtL]
13. Afgis e.V.. Afgis. 2016. Qualitätslogo URL: <https://www.afgis.de/qualitaetslogo> [accessed 2015-11-11] [WebCite Cache ID 6cxWPOzix]
14. Stiftung Gesundheit. stiftung-gesundheit. Zertifizierung: Die Stiftung Gesundheit prüft Ratgeber und Websites zu Gesundheitsthemen URL: <https://www.stiftung-gesundheit.de/zertifizierung.htm> [accessed 2015-11-11] [WebCite Cache ID 6cxWT5qmU]
15. Medisuch. Medisuch. Zertifizierungsverfahren Medisuch 2015 URL: <http://www.medisuch.de/zertifizierungsverfahren.asp> [accessed 2015-11-11] [WebCite Cache ID 6cxWWgdnY]
16. Afgis e. V.. Afgis e. V. Checkliste für medizinische Websites. 2010. Afgis URL: <https://www.afgis.de/standards/afgis-checkliste-medizinische-website-version-1.0-maerz-2010> [accessed 2015-11-11] [WebCite Cache ID 6cxWcyM18]
17. DISCERN. discern. Qualitätskriterien für Patienteninformationen URL: <http://www.discern.de/> [accessed 2015-11-11] [WebCite Cache ID 6cxWgMqQR]
18. Deutsches Netzwerk evidenzbasierte Medizin. ebm-netzwerk. Deutsches Netzwerk evidenzbasierte Medizin URL: <http://www.ebm-netzwerk.de/was-wir-tun/fachbereiche/patienteninformation/gngi-entwurf.pdf> [accessed 2015-11-11] [WebCite Cache ID 6cxWjpxNs]
19. NAMSE. NAMSE. Kriterien und Standards zu Patienteninformationen zu Seltene Erkrankungen URL: <http://www.namse.de/images/stories/Dokumente/Hintergrundpapiere/kriterien%20und%20standards%20zu%20pi%20zu%20se.pdf> [accessed 2015-11-11] [WebCite Cache ID 6cxWnrgDI]
20. ACHSE e.V. 2016. b wann ist eine Krankheitsbeschreibung eine Patientenorientierte Krankheitsbeschreibung (PKB) nach ACHSE-Kriterien?? URL: <https://dev.achse.info/help/display/123720> [accessed 2015-11-11] [WebCite Cache ID 6cxWrIXXU]
21. Eysenbach G, Powell J, Kuss O, Sa ER. Empirical studies assessing the quality of health information for consumers on the world wide web: a systematic review. *JAMA* 2002;287(20):2691-2700. [Medline: [12020305](https://pubmed.ncbi.nlm.nih.gov/12020305/)]
22. Neumark Y, Flum L, Lopez-Quintero C, Shtarkshall R. Quality of online health information about oral contraceptives from Hebrew-language websites. *Isr J Health Policy Res* 2012;1(1):38 [FREE Full text] [doi: [10.1186/2045-4015-1-38](https://doi.org/10.1186/2045-4015-1-38)] [Medline: [23006798](https://pubmed.ncbi.nlm.nih.gov/23006798/)]
23. Baas M, Huisman S, van HJ, Koekkoek G, Laan H, Hennekam RC. Building treasures for rare disorders. *Eur J Med Genet* 2015 Jan;58(1):11-13. [doi: [10.1016/j.ejmg.2014.10.006](https://doi.org/10.1016/j.ejmg.2014.10.006)] [Medline: [25449139](https://pubmed.ncbi.nlm.nih.gov/25449139/)]
24. Barbara AM, Dobbins M, Haynes RB, Iorio A, Lavis JN, Raina P, et al. The McMaster Optimal Aging Portal: Usability Evaluation of a Unique Evidence-Based Health Information Website. *JMIR Hum Factors* 2016 May;3(1):e14 [FREE Full text] [doi: [10.2196/humanfactors.4800](https://doi.org/10.2196/humanfactors.4800)] [Medline: [27170443](https://pubmed.ncbi.nlm.nih.gov/27170443/)]
25. Casali PG, Bruzzi P, Bogaerts J, Blay J, Rare Cancers Europe (RCE) Consensus Panel. Rare Cancers Europe (RCE) methodological recommendations for clinical studies in rare cancers: a European consensus position paper. *Ann Oncol* 2015 Feb;26(2):300-306 [FREE Full text] [doi: [10.1093/annonc/mdu459](https://doi.org/10.1093/annonc/mdu459)] [Medline: [25274616](https://pubmed.ncbi.nlm.nih.gov/25274616/)]

Abbreviations

- ACHSE:** German Alliance of Chronic Rare Diseases
afgis: German Action Forum Health Information System
BMG: Federal Ministry of Health Germany
e.V: registered society
HONcode: Health On the Net Foundation Code of Conduct
NAMSE: National Action League for People with Rare Diseases
ZIPSE: Central Information Portal about Rare Diseases

Edited by G Eysenbach; submitted 31.03.16; peer-reviewed by M Merolli, H Borgmann; comments to author 21.04.16; revised version received 02.06.16; accepted 10.06.16; published 25.08.16

Please cite as:

Pauer F, Göbel J, Storf H, Litzkendorf S, Babac A, Frank M, Lührs V, Schauer F, Schmidtke J, Biehl L, Wagner TOF, Ückert F, Graf von der Schulenburg JM, Hartz T

Adopting Quality Criteria for Websites Providing Medical Information About Rare Diseases

Interact J Med Res 2016;5(3):e24

URL: <http://www.i-jmr.org/2016/3/e24/>

doi: [10.2196/ijmr.5822](https://doi.org/10.2196/ijmr.5822)

PMID:

©Frédéric Pauer, Jens Göbel, Holger Storf, Svenja Litzkendorf, Ana Babac, Martin Frank, Verena Lührs, Franziska Schauer, Jörg Schmidtke, Lisa Biehl, Thomas OF Wagner, Frank Ückert, Johann-Matthias Graf von der Schulenburg, Tobias Hartz. Originally published in the Interactive Journal of Medical Research (<http://www.i-jmr.org/>), 25.08.2016. This is an open-access article distributed under the terms of the Creative Commons Attribution License (<http://creativecommons.org/licenses/by/2.0/>), which permits unrestricted use, distribution, and reproduction in any medium, provided the original work, first published in the Interactive Journal of Medical Research, is properly cited. The complete bibliographic information, a link to the original publication on <http://www.i-jmr.org/>, as well as this copyright and license information must be included.

Modul 3

Rare Diseases on the Internet: An Assessment of the Quality of Online Information

Pauer, Frédéric

Litzkendorf, Svenja

Göbel, Jens

Storf, Holger

Zeidler, Jan

Von der Schulenburg, Johann-Matthias

Journal of Medical Internet Research 2016; 5(3): e24
DOI:10.2196/jmir.7056

Original Paper

Rare Diseases on the Internet: An Assessment of the Quality of Online Information

Frédéric Pauer¹, MSc; Svenja Litzkendorf¹, MA; Jens Göbel², BSc; Holger Storf², PhD; Jan Zeidler¹, PhD; Johann-Matthias Graf von der Schulenburg¹, PhD

¹Center for Health Economics Research Hannover (CHERH), Leibniz University Hannover, Hannover, Germany

²Medical Informatics Group (MIG), University Hospital Frankfurt, Frankfurt am Main, Germany

Corresponding Author:

Frédéric Pauer, MSc

Center for Health Economics Research Hannover (CHERH)

Leibniz University Hannover

Otto-Brenner-Str 1

Hannover, 30159

Germany

Phone: 49 511 762 ext 14244

Fax: 49 511 762 5081

Email: frp@cherh.de

Abstract

Background: The importance of the Internet as a medium for publishing and sharing health and medical information has increased considerably during the last decade. Nonetheless, comprehensive knowledge and information are scarce and difficult to find, especially for rare diseases. Additionally, the quality of health or medical information about rare diseases is frequently difficult to assess for the patients and their family members.

Objective: The aim of this study is to assess the quality of information on the Internet about rare diseases. Additionally, the study aims to evaluate if the quality of information on rare diseases varies between different information supplier categories.

Methods: A total of 13 quality criteria for websites providing medical information about rare diseases were transferred to a self-disclosure questionnaire. Identified providers of information on the Internet about rare diseases were invited to fill out the questionnaire. The questionnaire contained questions about the information provider in general (eg, supplier category, information category, language, use of quality certificates, and target group) and about quality aspects that reflect the 13 quality criteria. Differences in subgroup analyses were performed using *t* tests.

Results: We identified 693 websites containing information about rare diseases. A total of 123 questionnaires (17.7%) were completely filled out by the information suppliers. For the remaining identified suppliers (570/693, 82.3%), the questionnaires were filled out by the authors based on the information available on their website. In many cases, the quality of websites was proportionally low. Furthermore, subgroup analysis showed no statistically significant differences between the quality of information provided by support group/patient organization compared to medical institution ($P=.19$). The quality of information by individuals (patient/relative) was significantly lower compared to information provided by support group/patient organization ($P=.001$), medical institution ($P=.009$), and other associations and sponsoring bodies ($P=.001$) as well.

Conclusions: Overall, the quality of information on the Internet about rare diseases is low. Quality certificates are rarely used and important quality criteria are often not fulfilled completely. Additionally, some information categories are underrepresented (eg, information about psychosocial counseling, social-legal advice, and family planning). Nevertheless, due to the high amount of information provided by support groups, this study shows that these are extremely valuable sources of information for patients suffering from a rare disease and their relatives.

(*J Med Internet Res* 2017;19(1):e23) doi:[10.2196/jmir.7056](https://doi.org/10.2196/jmir.7056)

KEYWORDS

health literacy; rare diseases; quality indicators; health information exchange

Introduction

The quality of information provided on the World Wide Web has been highly discussed in the literature for the past few years (eg, [1-3]). In particular, regarding medical information, the provision of high-quality information is very important because misinformation can lead to serious health consequences for the affected patients. This is particularly relevant for information on the World Wide Web, where the information is used without the intervention of a medical professional, even though the related websites clearly state that this information cannot replace a medical professional's consultation [4-9].

In the field of rare diseases, information is scarce; it is difficult to find the right information as well as to assess the quality of the provided information in detail [10-12]. Additionally, only a few medical experts for specific rare diseases have comprehensive knowledge about the diseases. This limits the ability of patients to get access to high-quality information [13,14]. The definitions of rare diseases vary from 12:100,000 in Australia to 75:100,000 in the United States [15]. This study is set in Germany; therefore, it is based on the European Union definition that considers diseases to be rare when the prevalence is less than 50:100,000 [16]. It is estimated that there are between 5000 and 8000 different rare diseases affecting nearly 30 million people in the European Union and 4 million people in Germany alone [15,17,18].

A detailed description of the framework of this study can be found in the literature [19]. In brief, the aim of the project is to conceptualize and implement a central information portal about rare diseases in Germany, which refers to existing quality-assured information sources [20]. The distribution of information and knowledge about rare diseases is an important factor to improve the overall situation of people affected by a rare disease [17,21]. In this context, the Internet as a worldwide open-access medium has become more important during the last decade [22,23]. The Internet can improve the distribution of information about rare diseases to the general public and, in particular, to medical professionals, patients, and relatives of patients [22]. For the latter group, the Internet is one of the most frequently used information resources and often the primary source to search for information after getting a diagnosis [24]. Nevertheless, patients reported that they are often overstrained with the information they find on the Internet [25]. Information is often disordered and refers to different stages of the disease. Moreover, it is not possible to assess the quality of the information and to find the right information, such as social-legal advice [1]. For medical professionals, it is important to have access to the latest innovative research results and evidence-based therapeutic options as well as actual contact details of support groups [26].

The aim of this study is to assess the quality of information on the Internet about rare diseases. Additionally, the study aims to evaluate if information about rare diseases (eg, information provided by support groups) is as reliable as information provided by medical institutions by performing subgroup analyses. The assessment is based on 13 quality criteria for

websites providing medical information about rare diseases [19].

Methods

We divided the methodological framework into several steps. First, as mentioned previously, 13 quality criteria for websites providing medical information were included to a self-disclosure questionnaire. The questionnaire contained questions about the information provider in general (eg, supplier category, information categories, language, use of quality certificates, and target group) and questions about quality aspects reflecting the 13 quality criteria (Textbox 1). The disclosure was not anonymous because the answers need to be checked by the authors. The questionnaire was verified and pretested by the patient organization Alliance of Rare Chronic Diseases Germany (ACHSE eV) and Orphanet Germany. Additionally, the verified version of the questionnaire was tested by selected rare disease information providers, which were randomly identified by an Internet search.

Second, information providers on the Internet were identified by an Internet search; all 8000 rare diseases, as listed in the Orphanet list of rare diseases and synonyms [27], were entered into the Google search engine by a number of research assistants from May 2015 to January 2016. This list included all registered rare diseases and their synonyms. For every disease, the first two hit lists, meaning the first 20 hits, were screened to identify information websites in the German language. A random check with 30 diseases showed that we could assume that a screening of the first two hit lists of each rare disease was sufficient to identify all relevant information websites. Websites that provided information about rare diseases were included in the database, whereas those that just presented contact data, for example, with no further information were excluded. Furthermore, websites providing information about several rare diseases were included into the database as a singular information provider. Third, all information providers were invited by email to fill out the self-disclosure questionnaire (September 2015 to March 2016). Then, these datasets were double-checked using the information available on the website. Data were checked for correctness (eg, does the website provide information about the stated information category?) and plausibility (eg, is the description of the process of systematic or literature research comprehensible?). For all information providers who did not fill out the questionnaire, the questions were answered by the authors based on the information available on the website. For that, authors checked the content and the characteristics of each identified website carefully. However, just 10 of 13 quality criteria could be answered by publicly available information. The remaining three quality criteria, representing the authoring information, evaluation of information, and review of information, were not reviewable by the authors. Consequently, for the main evaluation, these quality criteria were excluded. In the end, all datasets were evaluated. Microsoft Access was used for data storage. For data analysis, both Microsoft Excel and Microsoft Access (versions 2007) were used. Differences in subgroup analyses were performed using *t* tests.

Textbox 1. Quality criteria for websites about rare diseases.

Authoring information

- Do you perform a systematic (literature) search prior to providing information for your home page? If yes, then please describe this process.
- Are experts involved in providing information? If yes, then which field do they belong to?
- Do you document the process of providing information? If yes, then please describe the documentation process.
- Do you inform users about the process of developing information? If yes, please describe the process and provide the respective URL.

Authors

- Is general information about the authors mentioned?
- Are other persons who contributed to developing information mentioned?
- Is user-generated content distinguishable and labeled with a username?

Sources

- Does the information concern primary sources of information?
- If no, then do you quote external sources?

Creation or update date

- Is the creation date of information mentioned?
- Is the update date of information mentioned?

Privacy statement

- Is a privacy policy used to inform the user about the usage, storage, and disclosure of personal data?
- Do you inform the user in a prominent position about the storage of personal data for internal usage (eg, research) with an analysis tool and does the user has the opportunity to disagree?
- Does the user has to agree actively to the disclosure of personal data to third parties?

Declaration of evidence

- Is all medical information evidence-based and it is discernible on what basis points are made (eg, studies, expert statements)?
- Do you provide references to the limitations of the evidence and set out further evidence needs?

Marking of conflicts of interests

- Are advertisements marked as such plainly?
- Are sponsors named?
- Are targets and purposes of the home page published (eg, commercial interest)?
- Is the funding (except from self-financing) published?
- Are conflicts of interests mentioned?

Consideration of target group

- Is information presented target group-specific?
- Is it discernible to whom the information is addressed (eg, patients, doctors)?

Evaluation of information

- Does an archive with former or changed contents exist?
- Is all information checked consistently regarding correctness and accuracy?

Review of information

- Does an internal review process (content quality assessment) for the evaluation of contents exist? If yes, then please describe the process.

Characteristics of the website (accessibility)

- Did you check the website for accessibility through a BITV-Test? (The BITV-Test is a comprehensive accessibility evaluation instrument.) If yes, how many points has the website scored in this test?

- Is the font size of the website adjustable?
- Do you consider persons with color vision deficiency in the website coloration?
- Is the main menu selectable without a mouse?
- Information is available in a simple language (eg, according to the rules of the network Simple Language).
- Is the website's content readable by a software tool?
- Is it possible to subscribe to a newsletter?
- Is information available in a printed version?
- Are the contents shown in multimedia (eg, in terms of videos and photos)?

Imprint

- Is the imprint created according to § 5 TMG/§ 55 RStV following German law?

Contact facility

- Do users have the facility to provide feedback or to get in touch with the operator?
- Is a contact sheet easy to access?

Results

Overall, we identified 693 information suppliers on the Internet providing information about rare diseases in the German language or from German-speaking countries. A total of 123 questionnaires (17.7%) were completely filled out by the information suppliers. For the remaining identified suppliers (570/693, 82.3%), the questionnaires were filled out by the authors, omitting the questions referring to quality criteria representing the authoring information, evaluation of information, and review of information. A list of the identified information supplier is available from the corresponding author on reasonable request.

Most of the websites were located in Germany (632/693, 91.2%), Austria (21/693, 3.0%), or Switzerland (40/693, 5.8%); therefore, most of the sites were available in the German language (682/693, 98.4%). However, some were available only, or additionally, in the English language (108/693, 15.6%). The fact that websites can be available in more than one language has to be taken into account. The majority of websites

were those of patient organizations or support groups (269/693, 38.8%). Other important providers were medical institutions (186/693, 26.8%), other associations and sponsoring bodies (65/693, 9.4%), and individuals (eg, patient/relative; 52/693, 7.5%). The three most frequent information categories of all information suppliers were information about disease patterns/symptoms (633/693, 91.3%), information about diagnostics (517/693, 74.6%), and information about medication, curative means, and aids (359/693, 51.8%). Little information was available about psychosocial counseling (49/693, 7.1%), in particular. As a target group, adults were most frequently addressed (662/693, 95.5%). All characteristics are shown in detail in [Table 1](#).

[Tables 2](#) and [3](#) show the comparison and distribution between supplier and information categories. For instance, it can be seen that information provided by individuals mostly focused on disease patterns/symptoms, whereby information provided by medical institutions additionally focused on diagnostics. Furthermore, information exchange with other patients and information about psychological counseling were mostly provided by support groups/patient organizations.

Table 1. Characteristics of information providers (N=693).

Item	n (%)
Supplier category	
Support group/patient organization	269 (38.8)
Medical institution	186 (26.8)
Other associations and sponsoring bodies	65 (9.4)
Individual (patient/relative)	52 (7.5)
Expert association	40 (5.8)
Individual (medical expert)	29 (4.2)
Pharmaceutical or medical technology company	26 (3.8)
Publishing or media company	21 (3.0)
Other	5 (0.7)
Information category (multiple answers possible)	
Disease pattern/symptoms	633 (91.3)
Diagnostics	517 (74.6)
Medication, curative means, and aids	359 (51.8)
Assistance for self-help	347 (50.1)
Information exchange with other patients	320 (46.2)
Other therapy options	317 (45.7)
Research	254 (36.7)
Personal advice	164 (23.7)
Training and continued education	128 (18.5)
Advice from doctors	116 (16.7)
Therapeutic guidelines	101 (14.6)
Desire to have children/family planning	93 (13.4)
Social-legal advice	86 (12.4)
Psychosocial counseling	49 (7.1)
Language (multiple answers possible)	
German	682 (98.4)
English	108 (15.6)
Country	
Germany	632 (91.2)
Switzerland	40 (5.8)
Austria	21 (3.0)
Target group (multiple answers possible)	
Adults	662 (95.5)
Children	235 (33.9)
Medical professionals	221 (31.9)
Self-disclosure	
Accomplished by the supplier	123 (17.7)
Accomplished by authors	570 (82.3)

Table 2. Comparison and distribution between supplier (individual-medical expert, individual-patient/relative, expert association, medical institution, and pharmaceutical or medical technology company) and information categories.

Category	Supplier									
	Individual (medical expert)		Individual (patient/relative)		Expert association		Medical institution		Pharmaceutical or medical technology company	
	n (%)	Supplier %	n (%)	Supplier %	n (%)	Supplier %	n (%)	Supplier %	n (%)	Supplier %
Medication, curative means, and aids	12 (3.3)	41.4	26 (7.2)	50.0	18 (5.0)	45.0	79 (22.0)	42.5	22 (6.1)	84.6
Information exchange with other patients	8 (2.5)	27.6	41 (12.8)	78.9	6 (1.9)	15.0	8 (2.5)	4.3	3 (0.9)	11.5
Diagnostics	22 (4.3)	75.9	27 (5.2)	51.9	30 (5.8)	75.0	158 (30.6)	85.0	21 (4.1)	80.8
Research	11 (4.3)	37.9	11 (4.3)	21.2	20 (7.8)	50.0	92 (36.2)	49.5	5 (2.0)	19.2
Training and continued education	6 (4.7)	20.7	3 (2.3)	5.8	13 (10.2)	32.5	46 (35.9)	24.7	0 (0.0)	0.0
Assistance for self-help	9 (2.6)	31.0	21 (6.1)	40.4	17 (4.9)	42.5	32 (9.2)	17.2	11 (3.2)	42.3
Desire to have children/family planning	5 (5.4)	17.2	6 (6.5)	11.5	1 (1.1)	2.5	14 (15.1)	7.5	5 (5.4)	19.2
Disease pattern/symptoms	28 (4.4)	96.6	47 (7.4)	90.4	32 (5.1)	80.0	165 (26.1)	88.7	23 (3.6)	88.5
Personal advice	6 (3.7)	20.7	2 (1.2)	3.9	7 (4.3)	17.5	41 (25.0)	22.0	5 (3.0)	19.2
Psychosocial counseling	0 (0.0)	0.0	0 (0.0)	0.0	2 (4.1)	5.0	10 (20.4)	5.4	0 (0.0)	0.0
Other therapy options	16 (5.0)	55.2	27 (8.5)	51.9	15 (4.7)	37.5	98 (30.9)	52.7	11 (3.5)	42.3
Social-legal advice	1 (1.2)	3.5	2 (2.3)	3.9	3 (3.5)	7.5	13 (15.1)	7.0	4 (4.7)	15.4
Therapeutic guidelines	6 (5.9)	20.7	3 (3.0)	5.8	10 (9.9)	25.0	26 (25.7)	14.0	2 (2.0)	7.7
Advice from doctors	4 (3.4)	13.8	0 (0.0)	0.0	18 (15.5)	45.0	62 (53.5)	33.3	5 (4.3)	19.2

Table 3. Comparison and distribution between supplier (support group/patient organization, publishing or media company, other associations and sponsoring bodies, and other) and information categories.

Category	Supplier							
	Support group/patient organization		Publishing or media company		Other associations and sponsoring bodies		Other	
	n (%)	Supplier %	n (%)	Supplier %	n (%)	Supplier %	n (%)	Supplier %
Medication, curative means, and aids	148 (41.2)	55.0	15 (4.2)	71.4	36 (10.0)	55.4	3 (0.8)	60.0
Information exchange with other patients	227 (70.9)	84.4	3 (0.9)	14.3	24 (7.5)	36.9	0 (0.0)	0.0
Diagnostics	193 (37.3)	71.8	20 (3.9)	95.2	42 (8.1)	64.6	4 (0.8)	80.0
Research	76 (29.9)	28.3	4 (1.6)	19.1	33 (13.0)	50.8	2 (0.8)	40.0
Training and continued education	41 (32.0)	15.2	3 (2.3)	14.3	16 (12.5)	24.6	0 (0.0)	0.0
Assistance for self-help	223 (64.3)	82.9	4 (1.2)	19.1	29 (8.4)	44.6	1 (0.3)	20.0
Desire to have children/family planning	51 (54.8)	19.0	5 (5.4)	23.8	6 (6.5)	9.2	0 (0.0)	0.0
Disease pattern/symptoms	259 (40.9)	96.3	21 (3.3)	100.0	53 (8.4)	81.5	5 (0.8)	100.0
Personal advice	91 (55.5)	33.8	0 (0.0)	0.0	12 (7.3)	18.5	0 (0.0)	0.0
Psychosocial counseling	33 (67.4)	12.3	0 (0.0)	0.0	4 (8.2)	6.2	0 (0.0)	0.0
Other therapy options	108 (34.1)	40.2	14 (4.4)	66.7	24 (7.6)	36.9	4 (1.3)	80.0
Social-legal advice	54 (62.8)	20.1	0 (0.0)	0.0	9 (10.5)	13.9	0 (0.0)	0.0
Therapeutic guidelines	37 (36.6)	13.8	7 (6.9)	33.3	10 (9.9)	15.4	0 (0.0)	0.0
Advice from doctors	9 (7.8)	3.4	3 (2.6)	14.3	14 (12.1)	21.5	1 (0.9)	20.0

As a first investigation, all identified websites about rare diseases were analyzed for the use of quality certificates. The majority of websites about rare diseases did not use certifications or quality seals. Of the 693 websites analyzed, only 28 (4.0%) were certified by the international Health on the Net Foundation Code of Conduct (HONcode) [28]. Additionally, some were certified by the German certification programs German Action Forum Health Information System (afgis) [29] (7/693, 1.0%) or Medisuch [30] (8/693, 1.2%).

Table 4 shows the results for the evaluation of the quality of information on the Internet about rare diseases. The quality

criteria authoring information, evaluation of information, and review of information were based on the datasets from the 123 questionnaires that were filled out by the information supplier. All other quality criteria were based on the datasets of all information providers. It was examined whether the information of websites satisfied the defined quality categories. For some categories, it was not necessary to meet every corresponding item; it was sufficient to fulfill a part of the corresponding items (eg, to fulfill the category sources, the website must contain either primary information or mention external sources, not necessarily both of them). None of the websites fulfilled all the quality criteria and the corresponding categories completely.

Table 4. Quality of information websites (N=693).

Item	n (%)
Quality criteria	
Authoring information ^a	102 (82.9)
Authors	376 (54.3)
Sources	229 (33.0)
Creation or update date	467 (67.4)
Privacy statement	474 (68.4)
Declaration of evidence	360 (51.9)
Marking of conflicts of interests	211 (30.4)
Consideration of target group	643 (92.8)
Evaluation of information ^a	99 (80.5)
Review of information ^a	47 (38.2)
Characteristics of the website (accessibility)	
BITV-Test (barrier-free information technology regulation)	0 (0.0)
Font size adjustable	692 (99.9)
Consideration of persons with color vision deficiency in coloration	396 (57.1)
User can have read out website's content	692 (99.9)
Main menu selectable without a mouse	689 (99.4)
Information in simple language	0 (0.0)
Newsletter	120 (17.3)
Printed version	218 (31.5)
Multimedia	299 (43.1)
Imprint	638 (92.1)
Contact facility	687 (99.1)
Use of quality certificates	
HONcode	28 (4.0)
Medisuch	8 (1.2)
Afgis	7 (1.0)
Stiftung Gesundheit	0 (0.0)

^a Based on the datasets from the 123 questionnaires that were filled out by the information supplier.

More than 90% of the information suppliers fulfilled the quality criteria of providing contact facility (687/693, 99.1%), imprint (638/693, 92.1%), and consideration of target group (643/693,

92.8%). Although important quality criteria for websites providing information about rare diseases, the criteria declaration of creation or updating date (467/693, 67.4%) and privacy

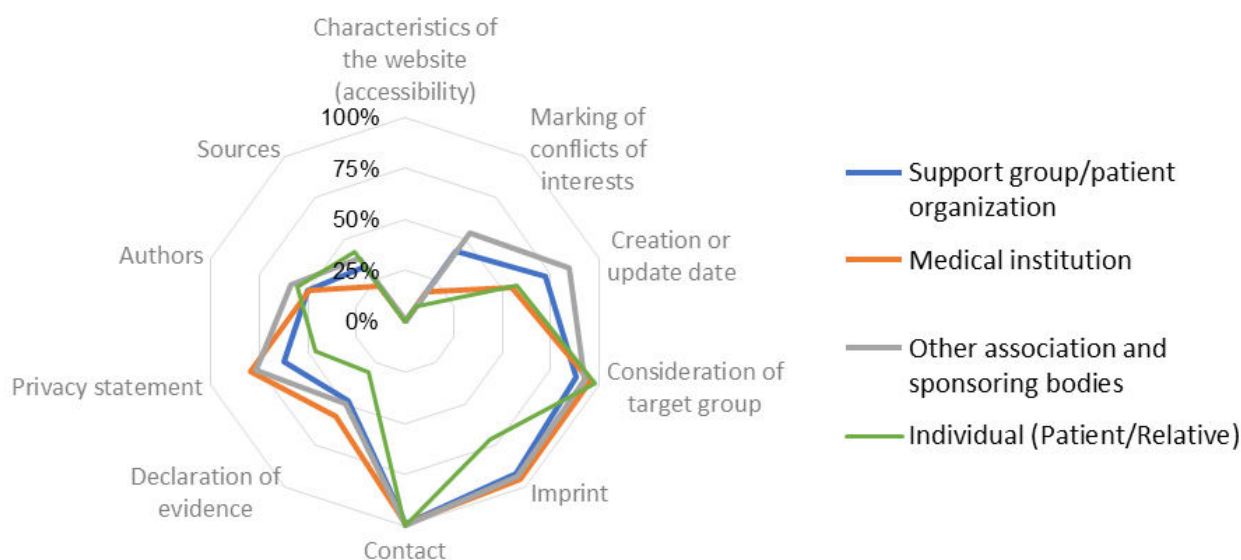
statement (474/693, 68.4%) were met by only approximately 70% of the identified information suppliers.

The information criteria about characteristics of the website (accessibility) can be divided into several aspects for more detailed analyses. For instance, 43.1% (299/693) of the websites provided the information with the support of multimedia, 31.5% (218/693) also provided printed information, and 17.3% (120/693) provided an email newsletter service. Moreover, 57.1% (396/693) considered persons with color vision deficiency in designing their websites. Detailed results are shown in Table 4.

Subgroup analyses were performed for the four most frequent information supplier categories: support group/patient organization, medical institution, other associations and sponsoring bodies, and individuals (patient/relative). Under the assumption that the fulfillment of every single quality criterion has equal weight, the quality of information of various information supplier categories were compared. On the basis

of the 10 quality categories which could be evaluated for all information providers, statistically significant differences could be observed for the supplier category individuals (patient/relative) using a *t* test analysis. The quality of information by these suppliers was significantly lower compared to information provided by support group/patient organization ($P=.001$), medical institution ($P=.009$), and other associations and sponsoring bodies ($P=.001$) as well. No statistically significant differences were observed for the quality of information provided by support group/patient organization compared to medical institution ($P=.19$). Additionally, information provided by other associations and sponsoring bodies showed statistically significant differences compared to that provided by support group/patient organization ($P=.007$) and by medical institution ($P=.001$). The quality of information provided by other associations and sponsoring bodies was significantly higher. Figure 1 shows the distribution of fulfillment of quality criteria by information and supplier categories.

Figure 1. Fulfilment of quality criteria by information provider.



Discussion

Principal Findings

Information about rare diseases is scarce. In the German-speaking setting, 693 websites containing information about rare diseases were identified. In many cases, the quality of these websites, based on the defined quality criteria for websites containing information about rare diseases, can be assessed as insufficient. In addition, quality certificates are rarely used by information providers of rare diseases.

Particularly, the accessibility of the websites needs to be improved, although because of browser configuration, the adjustment of the font size, the selection of the main menu without a mouse, and the readout of website's content seems to be working for most of the websites without any problems. However, providing information by other means, such as email, newsletters, and printed versions, is offered only by some

information providers. Support group/patient organizations and other associations and sponsoring bodies are more commonly among those who provide access to their information in various ways. None of the information suppliers provide information in simple language according to the official rules of the network of simple language [31]. Additionally, mentioning of sources of information and disclosing conflicts of interests are seldom stated, although these are important aspects for assessing medical or health information. Furthermore, because of rapid advantages in the development of information and to demonstrate the latest research findings, the documentation of the creation or updating date and the declaration of evidence should be stated more often. On the positive side, an opportunity to contact the website operator is provided in most cases.

Not all information suppliers provide an adequate imprint and privacy statement, even though this is required by German law. In particular, support groups/patient organizations and individuals (patient/relative) do not provide these kinds of

information, although their implementation should be rather straightforward. It can be hypothesized that ignorance and limited experience prevent these supplier categories presenting themselves as professionally as other information providers online. A guidance document for support groups/patient organizations and individuals could help to improve the website's quality.

By far, support groups and patient organizations provide most of the information websites for rare diseases. This reflects the importance of support groups for patients suffering from rare diseases and their relatives [32]. Due to limited knowledge about the diseases, the insufficient experiences of most of the medical professionals, and often limited therapeutic approaches, as well as the low number of affected patients, support groups for patients with rare diseases are important possibilities to share knowledge, experiences, and advice with other affected patients. Support groups and patient organizations for rare diseases constitute very important sources of information about rare diseases and contain high potential to solve upcoming research questions [32]. Moreover, the significant number of identified websites by individuals providing information about specific rare diseases shows that these persons feel isolated with the disease and that they want to make information about themselves public to get in touch with other people affected by the disorder.

Information about psychosocial counseling and the desire to have children and/or family planning are rarely presented on the websites containing information about rare diseases. Nevertheless, both are important information categories for patients suffering from a rare disease [26,33] and their relatives because 80% of all rare diseases have genetic causes [18]. Genetic questions are in line with questions about family planning and genetic theory. Moreover, because of the low number of affected persons and the feeling of being overstrained with the situation of being the only person suffering from this specific disease, psychosocial counseling constitutes an important role for all patients. For this, support groups and patient organizations already provide most of the available information in the categories of information exchange with other patients, assistance for self-help, family planning, personal advice, psychosocial counseling, and social-legal advice. Nevertheless, information and knowledge about psychosocial counseling and family planning in the field of rare diseases need to be extended.

Interestingly, there were no statistically significant differences identified between the quality of information provided by

support groups/patient organizations and medical institutions. Only the quality of information provided by other associations and sponsoring bodies showed statistically better results than information provided by self-help group/patient organizations and medical institutions. Overall, cooperation and information transfer between all supplier categories can help to improve information quality and information access for patients suffering from rare diseases, their relatives, and medical professionals. Especially for rare diseases, cooperation activities can improve evidence-based clinical and health care research.

Future research on the quality of information about rare diseases must be considered in a more international context. Especially for ultrarare diseases, for which limited information is available and only a few people worldwide are affected, an international and intercontinental research context is indispensable.

Limitations

This evaluation of quality of information on the Internet about rare diseases is based on information websites available in the German language and/or hosted in Germany, Austria, and Switzerland. Information available on social media accounts were not included in the analysis [34]. The quality criteria cannot verify the actual medical content of health information. These criteria simply verify the factors influencing good thematic content, as well as the quality of the website itself. An evaluation of the quality of information about specific disease groups (eg, rare skin diseases) is not feasible due to the ambiguous classification of rare diseases provided by Orphanet.

Conclusions

The quality of information on the Internet about rare diseases was assessed based on 13 quality criteria for websites providing medical information about rare diseases. Overall, the quality of information on the Internet about rare diseases is insufficient, quality certificates are rarely used, and important quality criteria are often not fulfilled. Subgroup analyses have shown that information provided by support groups and patient organizations are as reliable as information provided by medical institutions. Additionally, there are some information categories that are underrepresented (eg, information about psychosocial counseling, social-legal advice, and family planning). These information categories need to be strongly addressed in future research on information on websites. Nevertheless, this study has shown that support groups are extremely important for patients suffering from a rare disease and their relatives.

Acknowledgments

This study was funded by the German Federal Ministry of Health.

Conflicts of Interest

None declared.

References

1. Chang MY, Kim J, Rhee C. The quality of health information on allergic rhinitis, rhinitis, and sinusitis available on the internet. *Allergy Asthma Immunol Res* 2015 Mar;7(2):141-147 [[FREE Full text](#)] [doi: [10.4168/aa.2015.7.2.141](https://doi.org/10.4168/aa.2015.7.2.141)] [Medline: [25729621](https://pubmed.ncbi.nlm.nih.gov/25729621/)]
2. Barbara AM, Dobbins M, Haynes RB, Iorio A, Lavis JN, Raina P, et al. The McMaster Optimal Aging Portal: usability evaluation of a unique evidence-based health information website. *JMIR Hum Factors* 2016 May;3(1):e14 [[FREE Full text](#)] [doi: [10.2196/humanfactors.4800](https://doi.org/10.2196/humanfactors.4800)] [Medline: [27170443](https://pubmed.ncbi.nlm.nih.gov/27170443/)]
3. Neumark Y, Flum L, Lopez-Quintero C, Shtarkshall R. Quality of online health information about oral contraceptives from Hebrew-language websites. *Isr J Health Policy Res* 2012;1(1):38 [[FREE Full text](#)] [doi: [10.1186/2045-4015-1-38](https://doi.org/10.1186/2045-4015-1-38)] [Medline: [23006798](https://pubmed.ncbi.nlm.nih.gov/23006798/)]
4. Coulter A, Ellins J. Effectiveness of strategies for informing, educating, and involving patients. *BMJ* 2007 Jul 7;335(7609):24-27 [[FREE Full text](#)] [doi: [10.1136/bmj.39246.581169.80](https://doi.org/10.1136/bmj.39246.581169.80)] [Medline: [17615222](https://pubmed.ncbi.nlm.nih.gov/17615222/)]
5. Chisolm DJ. Does online health information seeking act like a health behavior?: A test of the behavioral model. *Telemed J E Health* 2010 Mar;16(2):154-160. [doi: [10.1089/tmj.2009.0102](https://doi.org/10.1089/tmj.2009.0102)] [Medline: [20156127](https://pubmed.ncbi.nlm.nih.gov/20156127/)]
6. Dubowicz A, Schulz PJ. Medical information on the internet: a tool for measuring consumer perception of quality aspects. *Interact J Med Res* 2015 Mar;4(1):e8 [[FREE Full text](#)] [doi: [10.2196/ijmr.3144](https://doi.org/10.2196/ijmr.3144)] [Medline: [25835333](https://pubmed.ncbi.nlm.nih.gov/25835333/)]
7. Eysenbach G, Powell J, Kuss O, Sa E. Empirical studies assessing the quality of health information for consumers on the world wide web: a systematic review. *JAMA* 2002;287(20):2691-2700. [Medline: [12020305](https://pubmed.ncbi.nlm.nih.gov/12020305/)]
8. Fahy E, Hardikar R, Fox A, Mackay S. Quality of patient health information on the Internet: reviewing a complex and evolving landscape. *Australas Med J* 2014 Feb;7(1):24-28 [[FREE Full text](#)] [doi: [10.4066/AMJ.2014.1900](https://doi.org/10.4066/AMJ.2014.1900)] [Medline: [24567763](https://pubmed.ncbi.nlm.nih.gov/24567763/)]
9. Breckons M, Jones R, Morris J, Richardson J. What do evaluation instruments tell us about the quality of complementary medicine information on the internet? *J Med Internet Res* 2008 Jan 22;10(1):e3 [[FREE Full text](#)] [doi: [10.2196/jmir.961](https://doi.org/10.2196/jmir.961)] [Medline: [18244894](https://pubmed.ncbi.nlm.nih.gov/18244894/)]
10. Garau R. The medical experience of a patient with a rare disease and her family. *Orphanet J Rare Dis* 2016 Feb 29;11:19 [[FREE Full text](#)] [doi: [10.1186/s13023-016-0401-7](https://doi.org/10.1186/s13023-016-0401-7)] [Medline: [26923565](https://pubmed.ncbi.nlm.nih.gov/26923565/)]
11. Irvine G, Irvine G. An ultra-rare disease? Where do we go from here? *Tremor Other Hyperkinet Mov (N Y)* 2013;3:1-4 [[FREE Full text](#)] [Medline: [24255804](https://pubmed.ncbi.nlm.nih.gov/24255804/)]
12. Molster C, Urwin D, Di PL, Fookes M, Petrie D, van der Laan S, et al. Survey of healthcare experiences of Australian adults living with rare diseases. *Orphanet J Rare Dis* 2016 Mar 24;11:30 [[FREE Full text](#)] [doi: [10.1186/s13023-016-0409-z](https://doi.org/10.1186/s13023-016-0409-z)] [Medline: [27012247](https://pubmed.ncbi.nlm.nih.gov/27012247/)]
13. Graf von der Schulenburg JM, Frank M. Rare is frequent and frequent is costly: rare diseases as a challenge for health care systems. *Eur J Health Econ* 2015 Mar;16(2):113-118. [doi: [10.1007/s10198-014-0639-8](https://doi.org/10.1007/s10198-014-0639-8)] [Medline: [25355295](https://pubmed.ncbi.nlm.nih.gov/25355295/)]
14. Forman J, Taruscio D, Llera VA, Barrera LA, Coté TR, Edfjäll C, International Conference for Rare Diseases and Orphan Drugs (ICORD). The need for worldwide policy and action plans for rare diseases. *Acta Paediatr* 2012 Aug;101(8):805-807 [[FREE Full text](#)] [doi: [10.1111/j.1651-2227.2012.02705.x](https://doi.org/10.1111/j.1651-2227.2012.02705.x)] [Medline: [22519914](https://pubmed.ncbi.nlm.nih.gov/22519914/)]
15. Orphanet. About orphan drugs. URL: http://www.orpha.net/consor/cgi-bin/Education_AboutOrphanDrugs.php?lng=EN [accessed 2016-11-28] [[WebCite Cache ID 6mLnYzL5s](#)]
16. Regulation (EC) No 141/2000 of the European Parliament and of the Council of 16 December 1999 on orphan medicinal products. 1999 Dec 16. URL: http://ec.europa.eu/health/files/eudralex/vol-1/reg_2000_141_cons-2009-07/reg_2000_141_cons-2009-07_en.pdf [accessed 2016-11-28] [[WebCite Cache ID 6mLntK4p3](#)]
17. Commission of the European Communities. Communication from the Commission to the European Parliament, the Council, the European Economic and Social Committee, and the Committee of the Regions on Rare Diseases: Europes Challenges, Brussels. 2008 Nov 11. URL: https://ec.europa.eu/health/ph_threats/non_com/docs/rare_com_en.pdf [accessed 2017-01-09] [[WebCite Cache ID 6nNhcjdxP](#)]
18. Bundesministerium für Gesundheit. 2016. Seltene Erkrankungen URL: <http://www.bundesgesundheitsministerium.de/themen/praevention/gesundheitsgefahren/seltene-erkrankungen.html> [accessed 2016-11-28] [[WebCite Cache ID 6mLnxjZoB](#)]
19. Pauer F, Göbel J, Storf H, Litzkendorf S, Babac A, Frank M, et al. Adopting quality criteria for websites providing medical information about rare diseases. *Interact J Med Res* 2016 Aug 25;5(3):e24 [[FREE Full text](#)] [doi: [10.2196/ijmr.5822](https://doi.org/10.2196/ijmr.5822)] [Medline: [27562540](https://pubmed.ncbi.nlm.nih.gov/27562540/)]
20. ZIPSE. Zentrales Informationsportal über Seltene Erkrankungen URL: <http://www.portal-se.de/startseite.html> [accessed 2016-11-28] [[WebCite Cache ID 6mLo5rYft](#)]
21. NAMSE. National Plan of Action for People with Rare Diseases-Action Fields, Recommendations, Proposed Actions. 2013. URL: <http://www.namse.de/images/stories/Dokumente/Aktionsplan/national%20plan%20of%20action.pdf> [accessed 2017-01-12] [[WebCite Cache ID 6nSwypwrt](#)]
22. Morgan T, Schmidt J, Haakonsen C, Lewis J, Della RM, Morrison S, et al. Using the internet to seek information about genetic and rare diseases: a case study comparing data from 2006 and 2011. *JMIR Res Protoc* 2014 Feb 24;3(1):e10 [[FREE Full text](#)] [doi: [10.2196/resprot.2916](https://doi.org/10.2196/resprot.2916)] [Medline: [24565858](https://pubmed.ncbi.nlm.nih.gov/24565858/)]

23. Fox S, Duggan M. Health Online 2013. Washington, DC: Pew Internet & American Life Project; 2013 Jan 15. URL: http://www.pewinternet.org/files/old-media/Files/Reports/PIP_HealthOnline.pdf [accessed 2017-01-02] [WebCite Cache ID 6nDBtZKTh]
24. Lasker JN, Sogolow ED, Sharim RR. The role of an online community for people with a rare disease: content analysis of messages posted on a primary biliary cirrhosis mailinglist. *J Med Internet Res* 2005 Mar 31;7(1):e10 [FREE Full text] [doi: [10.2196/jmir.7.1.e10](https://doi.org/10.2196/jmir.7.1.e10)] [Medline: [15829472](https://pubmed.ncbi.nlm.nih.gov/15829472/)]
25. Litzkendorf S, Babac A, Rosenfeldt D, Schauer F, Hartz T, Lührs V, et al. Information needs of people with rare diseases: what information do patients and their relatives require? *J Rare Disord* 2016;2(2):1-11. [doi: [10.21767/2380-7245.100040](https://doi.org/10.21767/2380-7245.100040)]
26. Anderson M, Elliott EJ, Zurynski YA. Australian families living with rare disease: experiences of diagnosis, health services use and needs for psychosocial support. *Orphanet J Rare Dis* 2013 Feb 11;8:22 [FREE Full text] [doi: [10.1186/1750-1172-8-22](https://doi.org/10.1186/1750-1172-8-22)] [Medline: [23398775](https://pubmed.ncbi.nlm.nih.gov/23398775/)]
27. Orphanet Report Series: List of Rare Diseases and Synonyms Listed in Alphabetical Order. 2016 Dec. URL: http://www.orpha.net/orphacom/cahiers/docs/GB/List_of_rare_diseases_in_alphabetical_order.pdf [accessed 2016-11-28] [WebCite Cache ID 6mLoCtq3j]
28. Health On the Net Foundation. HONcode section for web publisher URL: <https://www.hon.ch/HONcode/Webmasters/intro.html> [accessed 2016-11-28] [WebCite Cache ID 6mLoGjuox]
29. Afgis eV. 2016. Afgis eV Qualitätslogo URL: <https://www.afgis.de/qualitaetslogo> [accessed 2016-11-28] [WebCite Cache ID 6mLoKqCuo]
30. Medisuch. 2016. Zertifizierungsverfahren Medisuch URL: <http://www.medisuch.de/zertifizierungsverfahren.asp> [accessed 2016-11-28] [WebCite Cache ID 6mLoRGg1N]
31. Netzwerk Leichte Sprache. URL: <http://www.leichtesprache.org/> [accessed 2016-11-28] [WebCite Cache ID 6mLoVHGvo]
32. Pinto D, Martin D, Chenhall R. The involvement of patient organisations in rare disease research: a mixed methods study in Australia. *Orphanet J Rare Dis* 2016 Jan 12;11:2 [FREE Full text] [doi: [10.1186/s13023-016-0382-6](https://doi.org/10.1186/s13023-016-0382-6)] [Medline: [26754025](https://pubmed.ncbi.nlm.nih.gov/26754025/)]
33. Pauer F, Schmidt K, Babac A, Damm K, Frank M, von der Schulenburg JM. Comparison of different approaches applied in Analytic Hierarchy Process - an example of information needs of patients with rare diseases. *BMC Med Inform Decis Mak* 2016 Sep 09;16:117 [FREE Full text] [doi: [10.1186/s12911-016-0346-8](https://doi.org/10.1186/s12911-016-0346-8)] [Medline: [27613239](https://pubmed.ncbi.nlm.nih.gov/27613239/)]
34. Schumacher KR, Stringer KA, Donohue JE, Yu S, Shaver A, Caruthers RL, et al. Social media methods for studying rare diseases. *Pediatrics* 2014 May;133(5):e1345-e1353 [FREE Full text] [doi: [10.1542/peds.2013-2966](https://doi.org/10.1542/peds.2013-2966)] [Medline: [24733869](https://pubmed.ncbi.nlm.nih.gov/24733869/)]

Abbreviations

ACHSE eV: German Alliance of Chronic Rare Diseases

afgis: German Action Forum Health Information System

HONcode: Health On the Net Foundation Code of Conduct

Edited by A Keepanasseril; submitted 28.11.16; peer-reviewed by M Davaris, A Iorio; comments to author 28.12.16; revised version received 04.01.17; accepted 04.01.17; published 18.01.17

Please cite as:

Pauer F, Litzkendorf S, Göbel J, Storf H, Zeidler J, Graf von der Schulenburg JM

Rare Diseases on the Internet: An Assessment of the Quality of Online Information

J Med Internet Res 2017;19(1):e23

URL: <http://www.jmir.org/2017/1/e23/>

doi: [10.2196/jmir.7056](https://doi.org/10.2196/jmir.7056)

PMID:

©Frédéric Pauer, Svenja Litzkendorf, Jens Göbel, Holger Storf, Jan Zeidler, Johann-Matthias Graf von der Schulenburg. Originally published in the *Journal of Medical Internet Research* (<http://www.jmir.org>), 18.01.2017. This is an open-access article distributed under the terms of the Creative Commons Attribution License (<http://creativecommons.org/licenses/by/2.0/>), which permits unrestricted use, distribution, and reproduction in any medium, provided the original work, first published in the *Journal of Medical Internet Research*, is properly cited. The complete bibliographic information, a link to the original publication on <http://www.jmir.org>, as well as this copyright and license information must be included.

Modul 4

Shaping an effective health information website on rare diseases using a group decision tool: Inclusion of the perspective of patients, their family members, and physicians

Babac, Ana

Litzkendorf, Svenja

Schmidt, Katharina

Pauer, Frédéric

Damm, Kathrin

Frank, Martin

Von der Schulenburg, Johann-Matthias

Interactive Journal of Medical Research (forthcoming)
DOI: 10.2196/ijmr.7352

1 **Shaping an effective health information website on rare**
2 **diseases using a group decision making tool: Inclusion**
3 **of the perspectives of patients, their family members,**
4 **and physicians**

5 *Babac A / Litzkendorf S / Schmidt K / Pauer F / Damm K / Frank M / von der Schulenburg*
6 *JM*

- 7 - Ana Babac, Corresponding author, CHERH - Centre for Health Economics Research
8 Hannover, Leibniz University Hannover, Otto-Brenner-8 Straße 1, 30159 Hannover,
9 ab@cherh.de
- 10 - Svenja Litzkendorf, CHERH - Centre for Health Economics Research Hannover,
11 Leibniz University Hannover, Otto-Brenner-Straße 1, 14 30159 Hannover,
12 sl@cherh.de
- 13 - Katharina Schmidt, CHERH - Centre for Health Economics Research Hannover,
14 Leibniz University Hannover, Otto-Brenner-Straße 1, 14 30159 Hannover,
15 ks@cherh.de
- 16 - Frédéric Pauer, CHERH - Centre for Health Economics Research Hannover, Leibniz
17 University Hannover, Otto-Brenner-Straße 1, 30159 12 Hannover, frp@cherh.de
- 18 - Kathrin Damm, CHERH - Centre for Health Economics Research Hannover, Leibniz
19 University Hannover, Otto-Brenner-Straße 1, 30159 12 Hannover, kd@cherh.de
- 20 - Martin Frank, CHERH - Centre for Health Economics Research Hannover, Leibniz
21 University Hannover, Otto-Brenner-Straße 1, 30159 10 Hannover, mf@cherh.de
- 22 - J.-Matthias Graf von der Schulenburg, CHERH - Centre for Health Economics
23 Research Hannover, Leibniz University Hannover, Otto-30 Brenner-Straße 1, 30159
24 Hannover, Germany, jms@ivbl.uni-hannover.de

25 Abstract

26 **Background:** Despite diverging definitions on rare conditions, people suffering from rare diseases share similar
27 difficulties. A lack of experience by healthcare professionals, a long wait from first symptoms to diagnosis,
28 scarce medical and scientific knowledge, and unsatisfactory treatment options all trigger the search for effective
29 health information by patients, family members, and physicians. Examining and systematically integrating
30 stakeholder needs can help design information platforms that effectively support this search.

31 **Objectives:** We aimed to innovate on the group decision-making process involving patients, family members,
32 and physicians for the establishment of a national rare disease Internet platform. Specifically, we determined
33 differences in the relevance of health information—especially elucidating quantifiable preference weights—
34 between these subgroups, and elucidated the structure and distribution of these differences in people suffering
35 from rare diseases, their family members, and physicians, thus providing information crucial to their
36 collaboration.

37 **Methods:** The included items were identified using a systematic Internet research and verified through a
38 qualitative interview study. The identified major information needs included “medical issues,” “research,”
39 “social help offers,” and “current events.” These categories further comprised sublevels of “diagnosis”,
40 “therapy”, “general disease pattern”, “current studies”, “study results”, “registers”, “psychosocial counseling”,
41 “self-help”, and “socio-legal”. The analytic hierarchy process was selected as the group decision making tool. A
42 sensitivity analysis was used to determine the stability and distribution of results. T-tests were utilized to
43 examine the results’ significance.

44 **Results:** One hundred seventy-six questionnaires were collected; we excluded some questionnaires in line with
45 our chosen consistency level of .2. Ultimately, 120 patients, 24 family members, and 32 physicians participated
46 in the study (48 men and 128 women, mean age = 48 years, age range = 17–87 years). Rankings and preference
47 weights were highly heterogeneous. The ranking positions of patients, family members, and physicians are
48 shown in parentheses, as follows: “medical issues” (3/4, 4, 4), “research” (3/4, 2/3, 3), “social help offers” (1,
49 2/3, 2) and “current events” (2, 1, 1); “diagnosis” (6, 8, 9), “therapy” (5, 9, 7), “general disease pattern” (9,
50 4/5/6, 6), “current studies” (7, 4/5/6, 3), “study results” (8, 7, 8), “registers” (4, 1, 5), “psychosocial counseling”
51 (1, 2, 4), “self-help” (3, 3, 2), and “socio-legal advice” (2, 4/5/6, 1). Differences were verified for patients for 5
52 ($P=.03$), physicians for 6 ($P=.03$) and family members for 4 information categories ($P=.04$).

53 **Conclusions:** Our results offer a clear-cut information structure that can transparently translate group decisions
54 into practice. Furthermore, we found different preference structures for rare disease information among patients,
55 family members, and physicians, which overall group consensus would not appreciate. Some websites already

56 address differences in comprehension between those subgroups. Similar to pharmaceutical companies, health
57 information providers on rare diseases should also acknowledge different information needs to improve the
58 accessibility of information.

59 **Keywords:** Rare diseases; group decision making; information needs; patient preferences; physician
60 preferences;

61 Introduction

62 Private enterprises do not have a financial interest in developing products or rendering services for diseases
63 that affect a small number of people [1]. Therefore, policies have been implemented to facilitate the generation
64 of medical and scientific knowledge in the field of rare diseases (RDs), starting with the definition of what “rare”
65 means when referring to a disease. The USA was the first to define RDs, according to the 1983 Orphan Drug Act
66 [2]: namely, RDs are those that influence less than 200,000 citizens (i.e., a prevalence rate of 7.5 per 10,000).
67 For instance Japan, Australia, and Europe followed in implementing definitions [3-5]. Worldwide,
68 approximately 350 million people are affected by RDs [6]. Despite diverging definitions, people suffering from
69 RDs share common difficulties. Particularly, healthcare professionals have little experience with this patient
70 group, and patients typically wait a long time from first symptoms to diagnosis. Moreover, medical and scientific
71 knowledge concerning RDs is scarce, and low research efforts often result in, if available, unsatisfactory
72 treatment options. When there is a treatment option available, patients still often need to consider financial
73 aspects. Patients also frequently experience difficulties with the cost absorption of expensive treatments.
74 Furthermore, RDs are very serious and chronic. Severe symptoms result in high disease burden and they have a
75 significant negative impact on one’s quality of live. Above all, patients often face a shortened life expectancy
76 [7]. Consequently, there is an urgent need for proper health information for this population.

77 Health information helps to empower patients, enabling them to understand, treat, cope, and effectively
78 manage their disease [8, 9, 10]. RD patients are often called “experts” of their own illnesses because they gather
79 health information consciously through web searches or unconsciously through numerous consultations with
80 different healthcare professionals [11]. Besides, doctors’ assessments of patients’ preferences appear to be
81 critical for the outcome of health services [12]. In this regard, the dialogue between patients and physicians is
82 critical. Therefore, healthcare professionals must be trained and prepared to listen to patients and discuss their
83 experiences [13, 14]. Furthermore, health information searches should be facilitated and encouraged, as they
84 enable patients to be more effective in communicating with their physicians [10]. This study contributes and
85 adds value to this dialogue by eliciting the different perspectives of patients, family members, and physicians on
86 the relevance of RD information.

87 However, little or no knowledge exists for the 5,000 to 6,000 different indications summarized under the
88 term RD. Adding all diseases and all different information providers together creates a huge and obscure
89 information pool. Indeed, information providers often fail to meet the information needs of patients and families
90 searching social media and utilizing chat rooms to obtain information; however, they might be unaware of the
91 low quality of this information [15]. On the other hand, obtaining knowledge of the many thousands of different

92 RDs is well beyond the ability of physicians. Primary physicians are only familiar with approximately 400
93 different indications. Primary physicians can extend their knowledge through asking questions of colleagues and
94 reviewing paper-based data sources [16]; however, even with the advent of electronic records, it remains highly
95 time consuming and difficult to search for the right terms and obtain appropriate evidence. Taken together, these
96 facts suggest that effective health information presentation is exceedingly important. Collins et al. (2016) suggest
97 that information needs can be incorporated by capturing and embedding the relevance of information [17]. This
98 study shows how this demand can be put into practice.

99 Health information needs are often met by retrieving information from historic user statistics or triggering
100 retrospection. Stakeholders cannot actively participate [18, 19]. However, by choosing the analytic hierarchy
101 process as a group decision making tool, we can actively involve patients, family members, and physicians in
102 order to address their unmet informational needs eHealth solutions for other indications; these models range
103 from participatory approaches to efficiently. Furthermore, information categories that are underrated by
104 stakeholders (i.e., patients, relatives, or physicians) can be illuminated. A number of different models have
105 already been applied during the establishment of effective co-creative business modeling [20, 21]. However,
106 until now, there have been no attempts to devise a similar model in a transparent manner for different
107 stakeholders in relation to RDs.

108 The following study has been conducted against the backdrop of the conceptualization of a central website
109 for RD information in Germany (ZIPSE, central information platform about RD, *Zentrales Informationsportal zu*
110 *seltene Erkrankungen*, www.portal-se.de) [22] connecting disease unspecific and specific information as well
111 as quality orientation for patients, their families and healthcare professionals at a central platform. [23] As part of
112 a German National Action Plan for Rare Diseases (2013) (NAMSE, Nationales Aktionsbündnis für Seltene
113 Erkrankungen) following the European council recommendations [4, 24], knowledge transfer is improved
114 through the development of Internet information systems. Already existing Internet information is collected and
115 organized to increase the visibility of RD knowledge. [23] Physicians, family members and patients are critical
116 to this process; they are the major beneficiaries and should profit by effective health information provision.

117 In this paper, we describe how patients, family members, and physicians can contribute directly to this
118 process of effectively gathering and presenting health information. More specifically, we describe an innovative
119 group decision-making process involving these individuals aimed at establishing a national RD Internet
120 platform. This study also examined the information preferences of these stakeholders to enable healthcare
121 systems, decision makers, and other national and international RD portals to appropriately structure information
122 that patients, families, and physicians strive for. The relevance of information is crucial for stakeholders' ability

123 to relate to each other within a strong network approach. In this regard, the study provides unique insights into
124 the quantitative structure and distribution of information preferences for these stakeholders. The results address
125 two major questions: should stakeholder-specific websites be implemented in the long-run, and how should
126 information be structured?

127 **Method**

128 **Ethical considerations**

129 The questionnaire was distributed both online and as a paper-based version. The paper-based version was
130 distributed after qualitative interviews with patients and their relatives. A positive ethics committee vote was
131 obtained for the interview study from the ethics committee at Albert Ludwigs University of Freiburg (number
132 53/14). The web-based version allowed for collecting opinions anonymously without having participants
133 disclose personal details at any time. An information sheet was presented to all participants describing the aim
134 and scope of the study. All participants were told they could withdraw from the study at any time.

135 **Analytic hierarchy process (AHP)**

136 An AHP was implemented for the collection of individual preferences since this study was devised to
137 contribute the decision-making processes implemented in the ZIPSE project. For detailed information on AHP
138 methodology please read Saaty (1987) [26]. A detailed overview of its application in healthcare is provided by
139 Liberatore and Nydick (2008) and Schmidt et al. (2015) [26, 27]. Lately, the Institute for Quality and Efficiency
140 in Health Care in Germany discussed the AHP as a method for the inclusion of preference structures into early
141 benefit assessment. Similar to conjoint analysis (CA), AHP raises quantifiable weights that can then be used to
142 combine multiple endpoints into an efficiency boundary. [28, 29] AHP offers a direct approach, whereas CA
143 compares different attributes in combination leading to an indirect calculation of weights. Furthermore, it is more
144 intuitive and easier to understand for inexperienced participants compared to other techniques (e.g., the analytic
145 network process) [31], but more informative than other techniques (e.g., best–worst scaling, ranking) [32].
146 Quantitative preference distances make extensive evaluation of preference structures possible [24, 30].
147 Therefore, the major benefit to AHP methodology is that it raises not only ranks, but also measurable distances
148 between criteria weights, leading to a visible preference structure. AHP does not only give a clear-cut ranking, it
149 also indicates what categories are weighted similarly. Therefore, attributes that are weighted similarly, but
150 ranked differently, do not need to be excluded. The AHP is able to appreciate individual judgments adequately in

151 order to thereby derive an overall group consensus [33] and offers a clear-cut preference structure that can be
 152 easily applied to the presentation of health information.

153 AHP is particularly interesting for the field of RD as it is applicable independent of the size of the indication.
 154 Even opinions of very small RD subgroups can be raised and evaluated [24, 30]. Moreover, AHP appreciates the
 155 heterogeneity of RD, which because of its definition, summarizes quite diverging disease patterns, as subgroup
 156 specific opinions can be evaluated separately. Consequently, this study recognizes the value of AHP when
 157 examining RDs.

158 **Hierarchy definition**

159 Three-hundred information websites addressing RDs were searched and scanned concerning available
 160 information on their homepages. Items were also collected and verified through a qualitative interview study by
 161 Litzkendorf et al. (2016) [34]. Similar information categories have also been found by the Genetic and Rare
 162 Disease Information Center (GARD) [35] and for other indications such as Multiple Sclerosis [36]. Accordingly,
 163 information categories were drafted and pre-structured. Several experts in healthcare and health economics
 164 research collected different information category descriptions using a Microsoft Excel 2010™ sheet to address
 165 biases due to different interpretations of information categories. Then, definitions were finalized if they seemed
 166 closed to interpretation and easily understandable (see appendix 1). Thirteen items were chosen, which resulted
 167 in 15 pairwise comparisons. The final hierarchy is presented in Table 1.

168 **Table 1** Hierarchy for information on rare diseases

Hierarchy level I	Hierarchy level II	Hierarchy level II
Research topic	Parameters	Elements
Importance of health information on rare diseases	Medical issues	Diagnosis
		Therapy
		General disease pattern
	Research	Current studies
		Study results
		Registers
		Psychosocial counseling
	Social help offers	Self-help
		Socio-legal advice
		Current events

169 **Questionnaire development**

170 Other studies, for example, Cancela et al. (2015) [37], used computer-based programs that immediately
171 reflected the level of consistency generated by the answer. Then, corrections are initiated. However, in our study,
172 we did not use an intelligent computer-based fill-out system, instead implementing a paper-based questionnaire.
173 A first draft of the questionnaire was designed and pretested. The pre-test revealed insufficient consistency.
174 Therefore, the questionnaire was redrafted and a ranking task was included. Another pre-test showed improved
175 consistency. The usability and technical functionality of the online version of the questionnaire had been tested
176 before fielding the questionnaire by authors and a collaborating institution.

177 **Sample**

178 Patients, physicians and family members were identified as the main users of RD health information [38] and
179 a central RD information portal. [24] Participants were recruited using three different recruiting strategies to
180 ensure the adequacy of the sample. The Freiburg Center for Rare Diseases located at the Department of
181 Dermatology of the University Medical Center, University of Freiburg contacted patients and family members
182 using RD self-help groups. Overall, 39 individuals were asked to complete the questionnaire. To participate in
183 the study, patients had to be aged 18 and older; if they were younger, a close relative was invited. Interviews
184 were predominately conducted via telephone. Physicians were recruited by the Centre for Health Economic
185 Research Hannover. First, physicians with experience in RD and working for specialized RD centers were
186 recruited. Later, the target group was extended to include physicians not imperatively familiar with RD. This
187 seems legitimate, as opinions of physicians unfamiliar with RD, but also searching for information were
188 included. Furthermore, an online-based version of the questionnaire was devised. The link to the open online
189 version was stored at a website offering online surveys and forwarded by ACHSE using a mailing list of ACHSE
190 members. A short description of the study was included. Data was collected and stored anonymously. ACHSE
191 checked the avoidance of identification of RD patients through disease characteristics. The study was initiated in
192 August 2014 and data collection was finalized in August 2016. Overall, 112 questionnaires were answered
193 online and 64 paper-based questionnaires were completed.

194 **Analysis**

195 For each respondent, a consistency ratio (CR) was calculated. Following the threshold of Danner et al. (2016)
196 [39], we included all comparisons with a $CR \leq .2$; therefore, we assumed pairwise comparisons to be consistent
197 up to this threshold. Respondents with a higher CR were excluded. Individual priority vectors were calculated

198 using the eigenvector method used in Saaty (1987) [25]. Afterwards, individual opinions were summarized using
 199 an aggregation of individual priorities method. As literature suggests that values must correspond to reciprocal
 200 values of individual participants, weights were aggregated choosing the geometric means calculation (Schmidt et
 201 al., 2015) [32]. As priority values need to sum up to one, resulting local priorities were weighted accordingly.
 202 Then, local and global rankings were derived. The calculation was conducted using Microsoft Excel 2010™ and
 203 “R 3.1.2.” Responses of patients, families, and physicians were compared. To compare differences between
 204 these three subgroups, a variance analysis should be conducted first. However, since we analyzed differences
 205 between each of the three groups, test statistics were calculated using a student t-test. Only local weights were
 206 compared as global weights were derived from these. An analysis of sensitivity was conducted observing the
 207 stability of priority rankings. Typically, AHP studies conduct sensitivity analysis using expert choice and
 208 graphically altering the weights of decision criteria and observing how rankings of alternatives outcomes change.
 209 However, this study did not include a hierarchy level with alternative decision outcomes, only items. Therefore,
 210 we assessed the sensitivity by identifying outliers and excluding them. Thereafter, potential rank reversals were
 211 observed. The range of data was elicited by boxplots. Bootstrapping (N = 1000) was conducted to assess the
 212 proximity of values in correspondence to the parameter of the population, especially acknowledging small
 213 samples in the groups of family members and physicians.

214 Results

215 Sample characteristics

216 The mean CR was .22 (median: .14, SD = .24) for all 176 participants. Questionnaires with a CR above .2
 217 were excluded. A mean CR was calculated for each subgroup. CR for all people suffering from an RD was .25
 218 (SD = .27), for families .17 (SD = .11), and for physicians .14 (SD = .10). Accordingly, the proportion of
 219 consistent answers was 56% for patients, 67% for relatives, and 83% for physicians, showing that most of the
 220 inconsistencies occurred in the patient subgroup. Solely regarding consistent answers, average CR for all
 221 participants was .09 (SD = .05). Characteristics of all participants are shown in Table 2, including participants
 222 who answered inconsistently.

223 **Table 2** Socio-demographic characteristics of patients, families, and physicians (N =176)

Parameters	Patients (n = 120)		Family members (n = 24)		Physicians (n = 32)	
	Included (n = 67)	Excluded (n = 53)	Included (n = 16)	Excluded (n = 8)	Included (n = 25)	Excluded (n = 7)

Sex						
Male	11	18	2	1	13	3
Female	56	35	14	7	12	4
Age						
Average	51	50	46	49	42	49
Maximum	85	87	62	62	69	56
Minimum	17	17	23	33	28	29
Civil status						
Married/cohabiting	43	37	8	7	-	-
Single	11	11	3	-	-	-
Divorced	9	3	2	1	-	-
Widowed	4	2	3	-	-	-
Educational qualification						
Technical collage/ university degree	28	16	10	3	25	7
Abitur	9	5	3	1	-	-
Advanced technical college degree	6	5	-	1	-	-
Secondary education	17	19	3	3	-	-
Secondary modern school qualification	7	8	-	-	-	-
Members of the household						
Average	2	5	3	3	-	-
Maximum	5	2	5	5	-	-
Minimum	0	0	0	0	-	-
Age at diagnosis						
Average	37	37	4	15	-	-
Maximum	74	79	37	47	-	-
Minimum	0	0	0	0	-	-
Disease severity						
No specification	-	-	1	-	-	-
Low	6	3	-	-	-	-
Medium	32	21	7	5	-	-
Severe	28	29	8	3	-	-
Profession						
Employed	27	25	16	5	25	7
Unemployable	14	10	-	-	-	-
Pensioner	20	14	-	2	-	-
Student/Scholar	1	2	-	-	-	-

Homemaker	1	1	-	1	-	-
Special circumstances (Further education/provision of work)	4	1	-	-	-	-
Medical rare disease experience	-	-	-	-	24	3

224 **Information priorities**

225 Table 3, 4 and 5 show both global and local priorities of level 2 and 3 items for all participants interviewed.
 226 Standard deviations of local priority weights are presented. Resulting ranks are also listed. As bootstrapping
 227 showed that calculated geometric means systematically underestimated the weights of information category,
 228 weighted geometric means were calculated. Results are presented separately for each subgroup.

229 **Table 3.** Ranking results of patients

Parameters	Patients (n = 67)				
	Local weight	SD	Global weight	Local ranking	Global ranking
Medical issues	.21	.21		3/4	
Diagnosis	.34	.24	.070	2	6
Therapy	.37	.21	.076	1	5
General disease pattern	.30	.19	.062	3	9
Research	.21	.17		3/4	
Current studies	.32	.22	.069	2/3	7
Study results	.32	.20	.068	2/3	8
Registers	.36	.26	.077	1	4
Social help offers	.30	.19		1	
Psychosocial counseling	.35	.22	.103	1	1
Self-help	.32	.24	.095	3	3
Socio-legal advice	.33	.21	.098	2	2
Current events	.28	.22		2	

230 **Table 4.** Ranking results of family members

	Family members (n = 16)				
	Local weight	SD	Global weight	Local ranking	Global ranking
Medical issues	.13	.18		4	

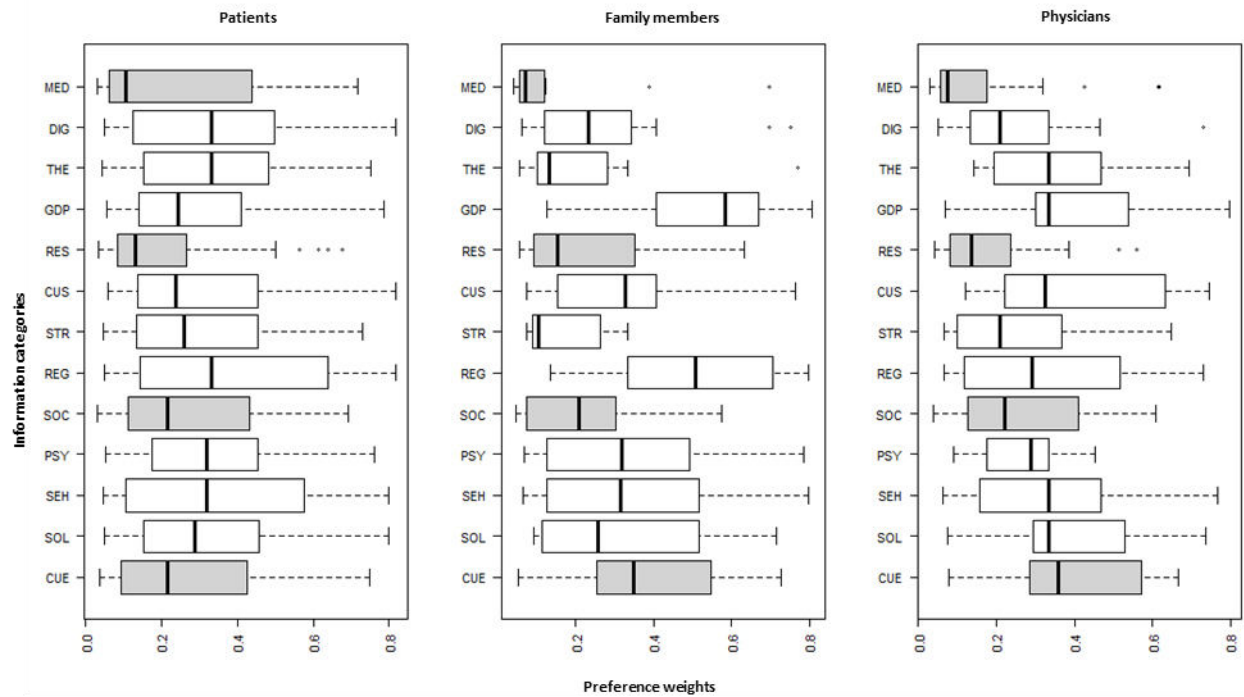
Diagnosis	.24	.21	.031	2	8
Therapy	.20	.18	.025	3	9
General disease pattern	.56	.20	.071	1	4/5/6
Research	.22	.20		2/3	
Current studies	.31	.21	.071	2	4/5/6
Study results	.16	.10	.037	3	7
Registers	.52	.23	.117	1	1
Social help offers	.22	.16		2/3	
Psychosocial counseling	.35	.23	.075	1	2
Self-help	.33	.27	.071	2/3	3
Socio-legal advice	.33	.22	.070	2/3	4/5/6
Current events	.43	.18	1		

231 **Table 5.** Ranking results of physicians

Physicians (n = 25)					
	Local weight	SD	Global weight	Local ranking	Global ranking
Medical issues	.13	.17		4	
Diagnosis	.23	.16	.029	3	9
Therapy	.37	.17	.046	2	7
General disease pattern	.40	.19	.051	1	6
Research	.18	.14		3	
Current studies	.44	.22	.078	1	3
Study results	.25	.18	.045	3	8
Registers	.32	.22	.057	2	5
Social help offers	.26	.17		2	
Psychosocial counseling	.29	.11	.076	3	4
Self-help	.32	.20	.083	2	2
Socio-legal advice	.40	.20	.104	1	1
Current events	.42	.17		1	

232 Sensitivity analysis

233 The results range is displayed in Figure 1 and shows the potential sensibility of local weights to outliers.



234
 235 Note: CUS: current studies, DIG: diagnosis, GDP: general disease pattern, MED: medical issues, THE: therapy,
 236 PSY: psychosocial counseling, REG: registers, RES: research, SOC: social help offers, SHE: self-help, SOL:
 237 socio-legal advice, STR: study results.

238 **Figure 1.** Range of results (local weights) of consistent answers by patients, family members, and physicians

239 To test for potential rank reversal, we excluded outliers and observed whether rank reversals were of
 240 consequence. Figure 1 identifies the outliers visually. The patient subgroup displays only one outlier that results
 241 in a rank reversal for the category “research”. “Research” is consequently ranked last with a priority weight of
 242 .19. Family members show outliers for categories “Medical information” (.09), “Therapy” (.21), “Diagnosis”
 243 (.19), and “general disease pattern” (.60). The exclusion of outliers does not cause rank reversal. For the last
 244 group, “Physicians”, outliers were identified for the following items: “Medical information” (.11), “Diagnosis”
 245 (.22), and “Research” (.17). No rank reversals were observed.

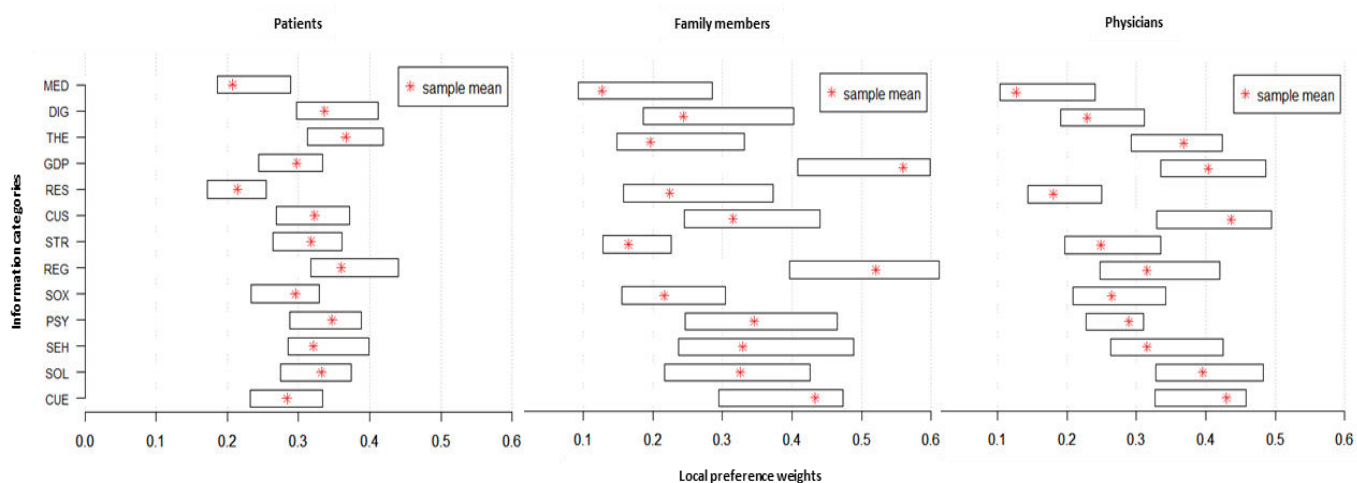
246 **Significance of results**

247 To examine difference between groups we conducted a student t-test, assuming opinions were aggregated
 248 following the normal distribution within the population. The results are displayed in Table 6. The null hypothesis
 249 states that the importance of items is perceived equally; the alternative hypothesis states that the importance of
 250 information on RD is perceived differently. Significant differences are marked.

251 **Table 6.** Significance of differences between patients, family members, and physicians (n = 108)

	Two-sample t-test					
	Patients/families		Patients/physicians		Physicians/families	
	t-statistic	p-value	t-statistic	p-value	t-statistic	p-value
Medical issues	1.60	.13	1.90	.06	.04	.97
Diagnosis	1.43	.17	2.59	.01	-.45	.66
Therapy	2.88	.01	.07	.94	2.60	.01
General disease pattern	-4.26	.00	-2.50	.02	-1.85	.07
Research	-.65	.52	.59	.56	-.98	.34
Current studies	-.26	.80	-1.98	.05	1.28	.21
Study results	3.99	.00	1.20	.21	1.98	.06
Registers	-1.96	.06	.87	.39	-2.44	.02
Social help offers	1.25	.28	.19	.85	.94	.35
Psychosocial counseling	.01	.99	2.05	.04	-1.13	.27
Self-help	-.12	.90	.02	.98	-.13	.90
Socio-legal advice	.13	.90	-1.50	.14	1.17	.25
Current events	-1.98	.06	-2.52	.01	.10	.92

252 Furthermore, bootstrapping with a 95% confidence interval was conducted to examine whether sample
 253 results lay within specific ranges of the population regarded. The results are presented in Figure 2.



254
 255 Note: CUS: current studies, DIG: diagnosis, GDP: general disease pattern, MED: medical issues, THE: therapy,
 256 PSY: psychosocial counseling, REG: registers, RES: research, SOC: social help offers, SHE: self-help, SOL:
 257 socio-legal advice, STR: study results.

258 **Figure 2.** The results of patients, family members, and physicians using bootstrapping and a 95% confidence
 259 interval

260 Discussion

261 This study shows that RD information categories are weighted very differently, resulting in subgroup specific
262 preference weight structures, distributions and ranking results. Although “medical issues” were rated as least
263 important by all subgroups, none of the other information categories showed an overall group consensus.

264 Significant differences between subgroups were confirmed by t-tests comparing subgroup specific local
265 weights for the following comparisons: the priority weight of patients and family members in the categories
266 “therapy”, “general disease pattern”, “study results”, “registers”, and “current events” differed significantly.
267 Moreover, patients and physicians showed significant differences within the categories of “medical issues”,
268 “diagnosis”, “general disease pattern”, “current studies”, “psychosocial counseling”, and “current events”.
269 Comparing physicians’ results against those of family members, Therapy, “general disease pattern”, “study
270 results”, and “registers” showed statistical significance.

271 Checking all subgroups for the sensitivity of results, a rank change could only be observed once. Therefore,
272 we conclude that the results were relatively stable. These results are consistent with Danner et al. (2016) [39],
273 who interviewed patients while they were completing AHP questionnaires. Extreme values, which could lead to
274 very unstable results, often go along with high inconsistencies. Per these findings, some extreme opinions could
275 have been excluded due to the set CR threshold.

276 Interestingly, all subgroups prioritized information on “social help offers” and “current events” over hard
277 facts, such as “medical issues” and “research”. This is perhaps because certain medical topics can be discussed
278 directly with physicians following a diagnosis. Unfortunately, we cannot directly compare these findings with
279 the findings of other studies, as the study participants, information categories, and indications vary greatly.
280 However, patients receiving genomic results outlined that they preferred filtering information to avoid
281 information overload and to avoid learning what their future might look like [40]. This anxiety about the future
282 might explain why patients rated medical information as less important, despite the fact that it was named as a
283 main search item in studies such as Morgan et al. (2014). [35] On the other hand, Anderson, Elliott, & Zurynski
284 (2013) and Schwarzer (2010) [41, 42] reported consistent findings with Australian families suffering from
285 genetic metabolic diseases and children with anorectal malformations, emphasizing the importance of self-help
286 groups in the long run and psychosocial counseling when self-help reaches its limits. Dellve et al. (2006) [43]
287 also highlight the importance of psychosocial counseling for family members, especially parents with a child
288 suffering from a RD. These findings also quantitatively support the importance of not only research networks, as
289 advocated for by, for instance, Aymé and Schmidtke (2007) [44], but also social networks, in the field of RDs
290 and inclusion of these networks within national and international RD information platforms. This continues to be

291 put at the end of the line. However, given that research- and patient-oriented websites still primarily offer either
292 websites for physicians or for patients, even though information valuable to all stakeholders are presented; this
293 makes co-creation and the exchange of opinions even more important.

294 The information category “registers” was the most important category for families (at rank 1); patients
295 regarded it highly as well, ranking it in 4th place, immediately after “social help offers”. Only physicians
296 attributed a high relevance to “current studies”. This statement emphasizes the importance of providing
297 information on RD registers and appreciates the worldwide effort put into the development of such strategies
298 [45] mirroring the importance of longitudinal data acquisition and analysis as numerous RDs are connected to a
299 genetic predisposition [4]. These results emphasize the considerable involvement of family members as they are
300 potentially also affected.

301 Relatively little interest in study results can be explained through the communication of the results itself.
302 Participants of studies report receiving results only in 33% of the cases. Only half of respondents reported an
303 opportunity to even request the results. However, in this case, almost all respondents demanded researchers to at
304 least sometimes offer the results. [46] The strengthening of the communication of study results can be seen as an
305 opportunity to improve the inclusion of health innovations in health care systems.

306 **Implications for web-based health information provision**

307 What do these results mean for RD-related information providers such as ZIPSE? The differences between
308 subgroups suggest that subgroup specific information is necessary. First, the ranking structure of RD information
309 categories can be translated, one-by-one, into website design by positioning topics in accordance with
310 stakeholder priorities.

311 Besides, it seems advisable to consider Miller’s Law to avoid information overflow. It is appreciated that the
312 whole load of RD Internet resources cannot be processed at once [47]. Limited perception capacities of human
313 brains make it indispensable to only display the most important information at first glance. Miller’s Law states
314 that the short-term memory of an average human brain can only absorb approximately 7 items at once, thus
315 limiting the effectiveness of Internet data processing. Moreover, considering Miller’s Law and potential
316 information overflow, only the most important seven items should be included. Therefore, the findings suggest
317 that information categories such as “general disease information” (9), “study results” (8) and “current studies”
318 (7) do not need to be presented initially. In the case of a website especially designed for family members,
319 “current events”, “registers”, “psychosocial counseling”, “self-help”, “socio-legal advice”, “current studies”, and
320 “general disease pattern” should be presented first. On the other hand, physicians prioritized information on

321 “current events”, “socio-legal advice”, “self-help”, “current studies”, “psychosocial counseling”, “registers”, and
322 “general disease pattern”.

323 Nevertheless, another perspective should also be thought of at this point. From an educational point of view,
324 this study also presents information categories that currently seem undervalued. For example, patients do not
325 perceive “current studies” (7) or “study results” (8) as important, even though these results might categories
326 might hold crucial information for their disease treatment or maintenance. Family members do not perceive
327 “diagnosis” (8) and “therapy” (9) as very valuable. Group representatives often advocate for their children or
328 partners who are suffering from an RD to treat these information categories as more important. Moreover, even
329 though approximately 60% of patients see physicians as the primary source of information [19], physicians do
330 not perceive information on “diagnosis” (9), “therapy” (7) and “study results” (8) as important. Therefore, it
331 seems advisable to discuss whether information should be located to improve its visibility and to reflect its
332 importance for the major stakeholder, the patient. Consequently, whether physicians’ priorities should reflect
333 patients’ interests as an “information lobbyist” also requires examination. First of all, it seems advisable to not
334 only include the underlying results into the design of RD information platforms, but also to discuss information
335 placement with experts in the field and to fully disclose information placement strategies. However, we strive for
336 a high involvement of patients, family members and physicians in order to realize efficiency potentials for health
337 care systems. This can only be accomplished by respecting the outcome of the decision making process
338 translating results one to one.

339 **Study limitations**

340 Data interpretation was a limitation. The AHP research sample size is still a topic of discussion. Mühlbacher
341 and Kaczynski (2013) [48] highlighted that AHP does not require a particularly large sample size. However,
342 Schmidt et al. (2015) [27] emphasized that there is no recommendation at all for AHP sample size. Both sources
343 base their statements on the fact that AHP reflects the opinion of the specific group and is thus a group decision-
344 making tool. However, in this study we raise preference weights, which should be representative for groups
345 when an adequate sample size is achieved.

346 The quantitative aggregation technique shapes a clear-cut implementation structure for information
347 categories. However, it must be acknowledged that the results illustrate the average opinions of RD patients,
348 physicians, and family members.

349 Another issue that should be recognized when interpreting study results is the exclusion of inconsistent
350 answers as part of the AHP methodology. Dolan (1995) [49] found that of 20 patients, 90% were willing and

351 capable of completing an AHP. Danner et al. (2016) [38] argued that extreme values are often chosen to
352 emphasize answers that are not willingly contributed to inconsistencies. In our study, patients delivered
353 inconsistent answers 44% of the time, whereas family members and physicians did so in 34% and 22% of the
354 cases, respectively. However, these results were excluded to follow theoretical AHP requirements.

355 During pretests of the questionnaire's paper-based version, low consistency values were generated. Ranking
356 cards were included as first choice assistive tools to mirror ranking results immediately. During interviews with
357 patients and family members, this tool was very helpful and led to improved CR values. However, during
358 interviewer led AHPs, physicians refused to use it, leading to a change of ranking. Nevertheless, interviewers
359 noted the shown ranking orders verbally. Finally, a ranking task was placed before each block of comparisons in
360 the web-based and paper-based version.

361 Comparing physicians with patients, low participation rates are observed. VanGeest, Johnson, and Welch
362 (2007) [50] stated that low participation rates are very common in physicians' surveys. Postal and telephone
363 approaches seem to be more effective than web-based strategies. Monetary incentives were found to be an
364 effective strategy to increase participation rates. Nonmonetary incentives reflected little changes. Unfortunately,
365 no monetary funds were available for this study.

366 As already indicated, a change of medium was necessary. Initially, a paper-based version was implemented.
367 After the first recruitment period, a web-based questionnaire was also introduced to broaden the target group.
368 Several studies such as Hirsch et al. (2013) and Coons et al. (n.d.) [51, 52] found differences between
369 participation for paper-based and online-based surveys. Therefore, it is beneficial to combine both approaches
370 considering representativeness, thus capturing both infrequent and frequent Internet users.

371 Lastly, socio-demographic data shows a relatively large proportion of female participants. Literature and
372 other RD Internet providers disclaim that health information on RD are more often searched for by women than
373 by men. For instance, Morgan et al. (2014) [18] determined that 95.7 % of all inquiries to the Genetic and Rare
374 Disease Information Center came from women.

375 **Conclusions**

376 This study describes an innovation in the involvement of patients, family members, and physicians in
377 effectively gathering, structuring, and presenting health information in a world struggling with an information
378 paradox: namely, health information overflow on the one hand, and a major lack of information on rare
379 conditions on the other. This innovation comes in the form of the chosen group decision making tool, the AHP,
380 which has helped transform individual qualitative perceptions into a measurable scale. Accordingly, the strength

381 of our study is its transparent quantitative demonstration of the information needs of physicians, patients, and
382 family members, which makes direct comparisons and simple implementation possible. More specifically, this
383 study provides unique insights into the quantitative structure and distribution of information preferences as well
384 as the validity of results. We were able to verify significant differences between preference weights of patients,
385 family members, and physicians for some items, suggesting that the importance of RD information is perceived
386 differently in these subgroups. User-oriented information providers should seek to address these differences and
387 provide stakeholder-specific websites in accordance with the relevance of health information. Furthermore, the
388 importance of social help offers and current events as part of the information package might be underpinned,
389 with a particular emphasis on the importance of social networks in the field of RDs. The finding that
390 communication of study results is potentially undervalued can be seen as an opportunity to improve the inclusion
391 of information on health innovations in health care systems. As we strive for a high involvement of patients,
392 family members and physicians in order to realize efficiency potentials for health care systems, the relevance of
393 health information should be directly translated. Results must not only be considered when creating national RD
394 information platforms such as the ZIPSE, but also when updating, redesigning, and implementing national and
395 international RD information platforms.

396 However, as part of the co-creation process, we solely focused on the subgroups interested in information on
397 RDs as an explanatory variable for different information needs. We suggest that future studies examine other
398 potential explanatory variables, such as for instance gender, educational background and civil status.

399 Finally, our findings might be helpful for improving communication between patients, legal guardians or
400 partners, and health advocates, who are closely intertwined. This seems to have high potential because social and
401 professional networks often remain separate within discussions of RDs. Promoting discussion between
402 stakeholders can help in combining forces within the backdrop of a networking approach, which has already
403 been communicated and pursued through the implementation of national RD plans. An understanding network
404 that engages in successful collaboration can improve the quality of life of those affected by RDs as well as lessen
405 the perceived disease burden.

406 **Conflicts of Interest**

407 The authors declare that they have no competing interests.

408 **Acknowledgements**

409 We thank the patients, family members, and healthcare professionals for participating in this study and
410 sharing their valuable time. We also wish to thank the Alliance for Chronic Rare Diseases, particularly Dr

411 Christine Mundlos, for their endorsement and help with recruiting study participants. No direct financial support
412 was received for this study. The research project was self-initiated by the Centre of Health Economic research
413 Hannover and accompanied the ZIPSE project. The publication of this article was funded by the Open Access
414 fund of Leibniz Universität Hannover.

415 **References**

- 416 1. European Medicines Agency. Medicines for rare diseases. 2016. URL:
417 http://www.ema.europa.eu/ema/index.jsp?curl=pages/special_topics/general/general_content_000034.js
418 [p&mid=WC0b01ac058002d4eb](http://www.ema.europa.eu/ema/index.jsp?curl=pages/special_topics/general/general_content_000034.jsp&mid=WC0b01ac058002d4eb). Accessed: 2017-01-18. (Archived by WebCite® at
419 <http://www.webcitation.org/6ncBtlgvv>)
- 420 2. US Food and Drug Administration. Orphan Drug Act, Pub. L. No. 97–414. 1983. URL:
421 <http://www.fda.gov/RegulatoryInformation/Legislation/SignificantAmendmentstotheFDCAct/OrphanD>
422 [rugAct/](http://www.fda.gov/RegulatoryInformation/Legislation/SignificantAmendmentstotheFDCAct/OrphanDrugAct/). Accessed: 2017-01-18. (Archived by WebCite® at <http://www.webcitation.org/6ncCaMEsb>)
- 423 3. Japanese Ministry of Health, Labour and Welfare. Pharmaceutical Affairs Law, 77-2. 1993.
424 URL:http://www.mhlw.go.jp/english/policy/health-medical/pharmaceuticals/orphan_drug.html.
425 Accessed: 2017-01-18. (Archived by WebCite® at <http://www.webcitation.org/6ncClrIsk>)
- 426 4. Šimerka P, Eur-LEX A. Council recommendation of 8 June 2009 on an action in the field of rare
427 diseases. Off J Eur Union. 2009;7-10.
- 428 5. Australian Office of Legislative Drafting and Publishing. Therapeutic Goods Regulations, Pub. L. No.
429 394§ 16 H. 1990. 2017-01-18. URL:<https://www.legislation.gov.au/Details/F2012C00121>. Accessed:
430 2017-01-18. (Archived by WebCite® at <http://www.webcitation.org/6ncCuw2ea>)
- 431 6. European Organisation for Rare Diseases. Rare diseases: understanding this public health priority.
432 2005. URL:http://www.eurordis.org/IMG/pdf/princeps_document-EN.pdf. Accessed: 2017-01-20.
433 (Archived by WebCite® at <http://www.webcitation.org/6nekO5CrQ>)
- 434 7. Forman J, Taruscio D, Llera VA, Barrera LA, Coté TR, Edfjäll C, Gavhed D, Haffner ME, Nishimura
435 Y, Posada M, Tambuyzer E. The need for worldwide policy and action plans for rare diseases. Acta
436 Paediatrica. 2012;101(8):805-7. DOI: 10.1111/j.1651-2227.2012.02705.x. PMID: 22519914
- 437 8. Cassileth BR, Zupkis RV, Sutton-Smith K, March V. Information and participation preferences among
438 cancer patients. Ann Intern Med. 1980;92(6):832-6. DOI: 10.7326/0003-4819-92-6-832. PMID:
439 7387025

- 440 9. Spring H. Health information, what happens when there isn't any? Information literacy and the
441 challenges for rare and orphan diseases. *Health Inf Libr J.* 2014;31(3):243-6. DOI: 10.1111/hir.12068.
442 PMID: 25155983
- 443 10. Tan SSL, Goonawardene N. Internet Health Information Seeking and the Patient-Physician
444 Relationship: A Systematic Review. *J Med Internet Res* 2017;19(1):e9. DOI: 10.2196/jmir.5729
- 445 11. Aymé S, Kole A, Groft S. Empowerment of patients: lessons from the rare diseases community. *Lancet.*
446 2008;371(9629):2048-51. DOI: 10.1016/S0140-6736(08)60875-2. PMID: 18555918
- 447 12. Britten, N. Patients' expectations of consultations. *BMJ.* 2004; 328:416. DOI:
448 10.1136/bmj.328.7437.416
- 449 13. Dudding-Byth T. A powerful team: the family physician advocating for patients with a rare disease.
450 *Aust Fam Physician*, 2015;44(9):634-8. PMID: 26488040
- 451 14. Thompson VL. Making decisions in a complex information environment: evidential preference and
452 information we trust. *BMC Med Inform Decis Mak.* 2013;13(3):1. DOI: 10.1186/1472-6947-13-S3-S7.
453 PMID: 24565305
- 454 15. Tozzi AE, Mingarelli R, Gonfiantini M, Pandolfi E, Carloni E, Gesualdo F, Dallapiccola B. The
455 Internet user profile of Italian families of patients with rare diseases: a web survey. *Orphanet J Rare*
456 *Dis.* 2013;8(1):1. DOI: 10.1186/1750-1172-8-76. PMID: 23680013
- 457 16. Coumou HC, Meijman FJ. How do primary care physicians seek answers to clinical questions? A
458 literature review IRP. *J Med Libr Assoc.* 2006;94(1):55. PMID: 16404470
- 459 17. Collins H, Calvo S, Greenberg K, Forman Neall L, Morrison S. Information Needs in the Precision
460 Medicine Era: How Genetics Home Reference Can Help. *Interact J Med Res* 2016;5(2):e13, DOI:
461 10.2196/ijmr.5199, PMID: 27122232
- 462 18. Morgan T, Schmidt J, Haakonsen C, Lewis J, Della Rocca M, Morrison S, Biesecker B, Kaphingst KA.
463 Using the Internet to Seek Information About Genetic and Rare Diseases: A Case Study Comparing
464 Data From 2006 and 2011. *JMIR Res Protoc* 2014;3(1):e10. DOI: 10.2196/resprot.2916. PMID:
465 24565858
- 466 19. Molster C, Urwin D, Di Pietro L, Fookes M, Petrie D, van der Laan S, Dawkins H. Survey of healthcare
467 experiences of Australian adults living with rare diseases. *Orphanet J Rare Dis.* 2016;11(1):1. DOI:
468 10.1186/s13023-016-0409-z. PMID: 27012247

- 469 20. Haun JN, Nazi KM, Chavez M, Lind JD, Antinori N, Gosline RM, Martin TL A Participatory Approach
470 to Designing and Enhancing Integrated Health Information Technology Systems for Veterans: Protocol.
471 JMIR Res Protoc 2015;4(1):e28. DOI: 10.2196/resprot.3815. PMID: 25803324
- 472 21. van Limburg M, Wentzel J, Sanderman R, van Gemert-Pijnen L. Business Modeling to Implement an
473 eHealth Portal for Infection Control: A Reflection on Co-Creation With Stakeholders. JMIR Res Protoc
474 2015;4(3):e104. DOI: 10.2196/resprot.4519. PMID: 26272510
- 475 22. Central information platform of RD (ZIPSE). URL:<https://www.portal-se.de/>. Accessed: 2017-01-11.
476 (Archived by WebCite® at <http://www.webcitation.org/6nRazQI6F>)
- 477 23. Pauer F, Göbel J, Storf H, Litzkendorf S, Babac A, Frank M, Lührs V, Schauer F, Schmidtke J, Biehl L,
478 Wagner TO, Ückert F, Graf von der Schulenburg JM, Hartz T. Adopting Quality Criteria for Websites
479 Providing Medical Information About Rare Diseases. Interact J Med Res 2016;5(3):e24. DOI:
480 10.2196/ijmr.5822. PMID: 27562540
- 481 24. National Alliance for people with rare diseases. National plan of action for people with rare diseases:
482 action fields, recommendations, proposed actions. Bonn; 2013.
483 URL:[http://www.namse.de/images/stories/Dokumente/Aktionsplan/national%20plan%20of%20action.p](http://www.namse.de/images/stories/Dokumente/Aktionsplan/national%20plan%20of%20action.pdf)
484 [df](http://www.namse.de/images/stories/Dokumente/Aktionsplan/national%20plan%20of%20action.pdf). Accessed: 2017-01-20. (Archived by WebCite® at <http://www.webcitation.org/6nekU404h>)
- 485 25. Saaty T. The analytic hierarchy process—what it is and how it is used. Math Model. 1987;9(3-5), 161-
486 76.
- 487 26. Liberatore MJ, Nydick RL. The analytic hierarchy process in medical and health care decision making:
488 a literature review. Eur J Oper Res. 2008;189(1):194-207.
- 489 27. Schmidt K, Aumann I, Hollander I, Damm K, von der Schulenburg JM. Applying the analytic hierarchy
490 process in healthcare research: a systematic literature review and evaluation of reporting. BMC Med
491 Inform Decis Mak. 2015;15(1):1. DOI: 10.1186/s12911-015-0234-7. PMID: 26703458
- 492 28. Institute for Quality and Efficiency in Health Care. Analytic Hierarchy Process (AHP–Pilot Project
493 raising patient preferences for the indication depression. IQWiG-Report, number 163. 2013.
- 494 29. Institute for Quality and Efficiency in Health Care. Wahlbasierte Conjoint-Analyse – Pilotprojekt zur
495 Identifikation, Gewichtung und Priorisierung multipler Attribute in der Indikation Hepatitis C. IQWiG-
496 Report, number 227, p. 170. 2014.
- 497 30. Saaty T, Vargas L. Models, methods, concepts and applications of the analytic hierarchy process.
498 Boston: Kluwer Academic; 2001.

- 499 31. Ossadnik W, Schinke S, Kaspar RH. Group aggregation techniques for analytic hierarchy process and
500 analytic network process: a comparative analysis. *Group Decis and Neg.* 2016;25(2):421-57. doi:
501 10.1007/s10726-015-9448-4
- 502 32. Schmidt K, Babac A, Pauer F, Damm K, von der Schulenburg JM. Measuring patients' priorities using
503 the Analytic Hierarchy Process in comparison with Best-Worst-Scaling and rating cards:
504 methodological aspects and ranking tasks. *Health Econ Rev.* 2016 Dec;6(1):50. DOI: 10.1186/s13561-
505 016-0130-6. PMID: 27844450
- 506 33. Pauer F, Schmidt K, Babac A, Damm K, Frank M, von der Schulenburg JM. Comparison of different
507 approaches applied in Analytic Hierarchy Process - an example of information needs of patients with
508 rare diseases. *BMC Med Inform Decis Mak.* 2016 Sep 9;16:117. DOI: 10.1186/s12911-016-0346-8.
509 PMID: 27613239
- 510 34. Litzkendorf S, Babac A, Rosenfeldt D, Schauer F, Hartz T, Lührs V, von der Schulenburg JM, Frank
511 M. Information needs of people with rare diseases-what information do patients and their relatives
512 require? *J Rare Disord: Diagn & Ther.* 2016.
- 513 35. Morgan T, Schmidt J, Haakonsen C, Lewis J, Della Rocca M, Morrison S, Biesecker B, Kaphingst KA.
514 Using the Internet to Seek Information About Genetic and Rare Diseases: A Case Study Comparing
515 Data From 2006 and 2011. *JMIR Res Protoc* 2014;3(1):e10. DOI: 10.2196/resprot.2916. PMID:
516 24565858
- 517 36. Colombo C, Mosconi P, Confalonieri P, Baroni I, Traversa S, Hill SJ, Synnot AJ, Oprandi N, Filippini
518 G. Web Search Behavior and Information Needs of People With Multiple Sclerosis: Focus Group Study
519 and Analysis of Online Postings. *Interact J Med Res* 2014;3(3):e12. DOI: 10.2196/ijmr.3034. PMID:
520 25093374
- 521 37. Cancela J, Fico G, Waldmeyer MT. Using the analytic hierarchy process (AHP) to understand the most
522 important factors to design and evaluate a telehealth system for Parkinson's disease. *BMC Med Inform*
523 *Decis Mak.* 2015;15(3):1 DOI: 10.1186/1472-6947-15-S3-S7. PMID: 26391847
- 524 38. Houyez F, Sanchez de Vega R, Brignol TN, Mazzucato M, Polizzi A. A European Network of Email
525 and Telephone Help Lines Providing Information and Support on Rare Diseases: Results From a 1-
526 Month Activity Survey. *Interact J Med Res* 2014;3(2):e9. DOI: 10.2196/ijmr.2867. PMID: 24797216
- 527 39. Danner M, Venedey V, Hiligsmann M, Fauser S, Gross C, Stock S. How well can analytic hierarchy
528 process be used to elicit individual preferences? Insights from a survey in patients suffering from age-

- 529 related macular degeneration. *Patient-Patient-Cent Outcomes Res.* 2016;1-2. DOI: 10.1007/s40271-
530 016-0179-7. PMID: 27255773
- 531 40. Brothers KB, East KM, Kelley WV, Wright MF, Westbrook MJ, Rich CA, Bowling KM, Lose EJ,
532 Bebin EM, Simmons S, Myers JA. Eliciting preferences on secondary findings: the preferences
533 instrument for genomic secondary results. *Genet Med.* 2016. DOI: 10.1038/gim.2016.110. PMID:
534 27561086
- 535 41. Anderson M, Elliott EJ, Zurynski YA. Australian families living with rare disease: experiences of
536 diagnosis, health services use and needs for psychosocial support. *Orphanet J Rare Dis.* 2013;8(1):1.
537 DOI: 10.1186/1750-1172-8-22. PMID: 23398775
- 538 42. Schwarzer N. [How could self help support patients and families with anorectal malformations?--
539 Psychosocial help offers of SoMA eV]. *Praxis der Kinderpsychologie und Kinderpsychiatrie.*
540 2009;59(1):5-21. DOI: 10.13109/prkk.2010.59.1.5. PMID: 20229840
- 541 43. Dellve L, Samuelsson L, Tallborn A, Fasth A, Hallberg LR. Stress and well- being among parents of
542 children with rare diseases: a prospective intervention study. *J Adv Nurs.* 2006;53(4):392-402. DOI:
543 10.1111/j.1365-2648.2006.03736.x. PMID: 16448482
- 544 44. Aymé S, Schmidtke J. Networking for rare diseases: a necessity for Europe. *Bundesgesundheitsblatt*
545 *Gesundheitsforschung Gesundheitsschutz.* 2007 Dec;50(12):1477-83. DOI: 10.1007/s00103-007-0381-
546 9. PMID: 18026888
- 547 45. Forrest CB, Bartek RJ, Rubinstein Y, Groft SC. The case for a global rare-diseases registry. *Lancet.*
548 2011. 26;377(9771):1057-9. DOI: 10.1016/S0140-6736(10)60680-0. PMID: 20674966
- 549 46. Long CR, Stewart MK, Cunningham TV, Warmack TS, McElfish PA. Health research participants'
550 preferences for receiving research results. *Clinical Trials.* 2016;1740774516665598. PMID: 27562368
- 551 47. Miller GA. The magical number seven, plus or minus two: some limits on our capacity for processing
552 information. *Psychol Rev.* 1956. 1994; Apr;101(2):343-52. PMID: 8022966
- 553 48. Mühlbacher AC, Kaczynski A. Der analytic hierarchy process (AHP): Eine Methode zur
554 Entscheidungsunterstützung im Gesundheitswesen. *PharmacoEcon Ger Res Artic.* 2013;11(2):119-32.
555 DOI: 10.1007/s40275-014-0011-8
- 556 49. Dolan JG. Are patients capable of using the analytic hierarchy process and willing to use it to help make
557 clinical decisions? *Med Decis Mak.* 1995;15(1):76-80. DOI: 10.1177/0272989x9501500111. PMID:
558 7898301

- 559 50. VanGeest JB, Johnson TP, Welch VL. Methodologies for improving response rates in surveys of
560 physicians a systematic review. *Eval Health Prof.* 2007;30(4):303-21. DOI:
561 10.1177/0163278707307899. PMID: 17986667
- 562 51. Hirsch O, Hauschild F, Schmidt MH, Baum E, Christiansen H. Comparison of web-based and paper-
563 based administration of ADHD questionnaires for adults. *J Med Internet Res.* 2013;15(3):e47. DOI:
564 10.2196/jmir.2225. PMID: 23518816
- 565 52. Coons SJ, Gwaltney CJ, Hays RD, Lundy JJ, Sloan JA, Revicki DA, Lenderking WR, Cella D, Basch
566 E. Recommendations on evidence needed to support measurement equivalence between electronic and
567 paper- based patient- reported outcome (PRO) measures: ISPOR ePRO good research practices task
568 force report. *Value in Health.* 2009;12(4):419-29. DOI: 10.1111/j.1524-4733.2008.00470.x. PMID:
569 19900250

Modul 5

Comparison of different approaches applied in Analytic Hierarchy Process – An example of information needs of patients with rare diseases

Pauer, Frédéric

Schmidt, Katharina

Babac, Ana

Damm, Kathrin

Frank, Martin

Von der Schulenburg, Johann-Matthias


BMC Medical Informatics and Decision Making 2016; 16: 117
DOI 10.1186/s12911-016-0346-8

RESEARCH ARTICLE

Open Access



Comparison of different approaches applied in Analytic Hierarchy Process – an example of information needs of patients with rare diseases

Frédéric Pauer^{*} , Katharina Schmidt, Ana Babac, Kathrin Damm, Martin Frank and J.-Matthias Graf von der Schulenburg

Abstract

Background: The Analytic Hierarchy Process (AHP) is increasingly used to measure patient priorities. Studies have shown that there are several different approaches to data acquisition and data aggregation. The aim of this study was to measure the information needs of patients having a rare disease and to analyze the effects of these different AHP approaches. The ranking of information needs is then used to display information categories on a web-based information portal about rare diseases according to the patient's priorities.

Methods: The information needs of patients suffering from rare diseases were identified by an Internet research study and a preliminary qualitative study. Hence, we designed a three-level hierarchy containing 13 criteria. For data acquisition, the differences in outcomes were investigated using individual versus group judgements separately. Furthermore, we analyzed the different effects when using the median and arithmetic and geometric means for data aggregation. A consistency ratio ≤ 0.2 was determined to represent an acceptable consistency level.

Results: Forty individual and three group judgements were collected from patients suffering from a rare disease and their close relatives. The consistency ratio of 31 individual and three group judgements was acceptable and thus these judgements were included in the study. To a large extent, the local ranks for individual and group judgements were similar. Interestingly, group judgements were in a significantly smaller range than individual judgements. According to our data, the ranks of the criteria differed slightly according to the data aggregation method used.

Conclusions: It is important to explain and justify the choice of an appropriate method for data acquisition because response behaviors differ according to the method. We conclude that researchers should select a suitable method based on the thematic perspective or investigated topics in the study. Because the arithmetic mean is very vulnerable to outliers, the geometric mean and the median seem to be acceptable alternatives for data aggregation. Overall, using the AHP to identify patient priorities and enhance the user-friendliness of information websites offers an important contribution to medical informatics.

Keywords: Decision-making, Analytic Hierarchy Process, Rare disease, Patient priorities, Internet homepage

* Correspondence: frp@cherh.de
Center for Health Economics Research Hannover (CHERH), Leibniz University of Hannover, Otto-Brenner-Straße 1, Hannover 30159, Germany

Background

The number of studies measuring patient priorities by using the Analytic Hierarchy Process (AHP) has increased significantly in the last few years [1]. The AHP was developed by Thomas L. Saaty in the 1970s to solve complex problems of multiple criteria decision-making [2], based on the idea that it is more reliable to judge the relative importance of several criteria with the help of respective pairwise comparison in a hierarchical structure than to judge their absolute importance [3]. The method was originally applied in the marketing sector and later in healthcare research. In addition, the AHP can be used to relate subjective criteria, which can be both quantitative and qualitative. As implied, it has been demonstrated that the AHP is a useful method for healthcare delivery as well as medical informatics decision-making [1, 4–7]. In this study, we ranked the information needs of people having a rare disease and their relatives using different AHP methods. This ranking of information needs is then transferred accordingly to display information categories on a web-based information portal about rare diseases in Germany. Because the available space on a user-friendly website homepage is restricted, the most important categories should be more accessible than less important categories. To present information categories on this website according to the user's priorities, this paper consulted both experts in medical informatics and patient-reported outcomes.

Today, approximately 4 million people in Germany suffer from rare diseases. The level in the United States is similar to that in Europe, with approximately 30 million people living with rare diseases. It is estimated that 400 million people worldwide suffer from a rare disease. Currently, international definitions of rare diseases vary greatly. For example in the EU, a disease is considered rare if it affects fewer than one in 2000 citizens, whereas in the United States a disease is considered rare if it affects fewer than 200,000 people, or about one in 1500 people [8, 9]. To improve patients' well-being, a national action plan for people with rare diseases was adopted by the Federal Government in Germany in 2013 that is supposed to coordinate national efforts invested in rare diseases. The establishment of a rare diseases information portal is one component of a broader set of planned measures, which includes 52 policy proposals [10]. Although conditions may differ significantly, patients having rare diseases and their relatives frequently face similar challenges [10, 11], which include protracted diagnosis processes as well as a deficient information base. To address these deficiencies, both medical experts and experts on medical informatics consider it relevant to assess the priorities of the (potential) patients and relatives.

As part of the development of an information portal for rare diseases, we used the AHP to identify the

importance of several information types, e.g., information about therapy and social-legal advice. However, there are no best practices or a common gold standard available for applying the methods [1]. More precisely, it is noticeable that there are several methodological differences in the published studies concerning data acquisition and aggregation [1]. In some studies, single participants were interviewed (e.g. [12–14]), whereas in others, group discussions were used to analyze the priorities (e.g. [15, 16]). It therefore remains unknown which data acquisition method is more suitable for the AHP. To determine whether two methods (individual and group decisions) yield the same outcomes, we implemented them separately. The goals of this study were on the one hand to analyze the different influences of individual and group judgements on data acquisition, and on the other hand, to examine the different effects on the AHP results of using the arithmetic and geometric mean as well as the median for the data aggregation. We also discuss the degree to which the results of this study can be transferred to other disciplines. Finally, we fulfill our objective of providing a recommendation on choosing appropriate methods for further studies using the AHP.

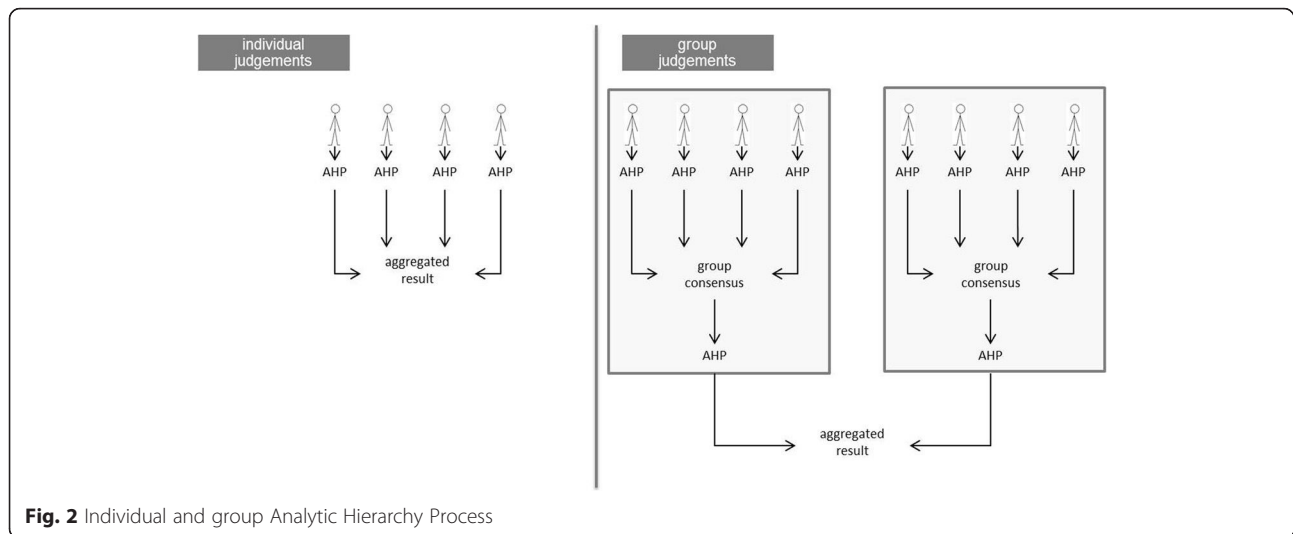
Methods

Participants

Patients suffering from a rare disease were eligible to participate in the study. In addition, the relatives of these patients, for example, the parents of a child suffering from such a disease, were eligible to participate. The inclusion of both patient and relatives is necessary because many patients suffering from a rare disease are diagnosed as children, and the information priorities of the parents appear as a proxy for the children's priorities. Moreover, both patients and relatives will use the information portal. Patients were excluded if they were unable to concentrate continuously on the questionnaire or did not adequately understand the German language. Participants were recruited by the Freiburg Centre for Rare Diseases (Medical Center of the University Freiburg, Germany) and through rare disease self-help groups.

Analytic Hierarchy

The AHP is a stepwise problem-solving procedure. First, the decision-makers have to construct a hierarchical structure of the criteria. To achieve this, the multiple criteria decision problem must be broken down into its component parts [17]. The information needs of people suffering from a rare disease were identified by an Internet research study, including a review of already existing websites providing information on rare diseases. Furthermore, a preliminary qualitative study, the subjects of which were patients suffering from a rare disease, yielded important findings about the wording of the identified items that were regarded as



independently to consider the different distributions resulting from the different methods. These results are presented in the “Data aggregation” subsection of the Results section.

Results

Participants

Thirty-six patients suffering a rare disease and four relatives ($n = 40$) having an average age of 50.7 years (ages ranged from 18 to 74 years) participated in the AHP in which the individual method was applied. In addition, for the group method, eight patients and three relatives were divided into three groups having a size of three or four participants. The average age of the group members was 52.2 years (ages ranged from 40 to 85 years). There were more female than male members in both populations. The average ages are relative high for both samples because adult relatives acted as a proxy for their children. Related to the issue, these relatives would search for information about rare diseases in the information portal. The following numbers of patients were suffering from the following rare diseases (note: the assignment to the orpha.net classification of rare diseases is not clearly regulated): rare skin diseases (five patients/two relatives), rare tumors (six patients), rare metabolic diseases (four patients), rare immunodeficiencies (seven patients), rare eye diseases (one patient), rare lung diseases (two patients/one relative), rare muscular diseases (two patients), rare blood count disorders (seven patients), rare genetic diseases (four patients/one relative), rare kidney diseases (two patients), rare skeletal dysplasia (one relative) and rare neurological diseases (four patients/two relatives). The demographic statistics of all the participants are displayed in Table 1. In addition to the information in the table, the average age at the time of diagnosis was 33.8 years for the individual AHP and 34.3 years for the group AHP; some

patients were diagnosed at birth. The patients in the individual AHP had lived an average of 16.9 years since the diagnosis of a rare disease, and the group members had lived an average of 19 years since diagnosis. The marital status of the study population of the individual AHP was as follows: 27 of the 40 participants declared that they were married, six were divorced, and seven were living without a partner. Five of the group members were living with a partner, two were widowed, and four had no partner.

Analytic Hierarchy

The informational content of 300 websites maintained by providers of information about rare diseases was analyzed to identify the important items. These items were structured into a three-level hierarchy by grouping them into information fields and information types. We included four information fields: *medical questions*, *research*, *current events*, and *social counselling and assistance services*. Subsequently, we included nine information types: *diagnostics*, *therapy*, *disease pattern*, *new studies*, *study results*, *registers*, *social-legal advice*, *psychosocial counselling*, and *self-help*. The hierarchical structure (Fig. 3) contains the target on the first level, the information fields on the second level, and the information types on the third level. Consequently, for analyzing the priorities, 15 pairwise comparisons in each questionnaire were conducted: six comparisons of the four information fields on the second level and three times three comparisons of information types on the third level. An explanation of each information criterion was given to all participants, as shown in the Appendix.

Consistency ratio

The study sample showed a wide range of CRs. When the acceptable CR was set at a lower level, fewer participants could be included in the analyses. Moreover, the number

Table 1 Demographic statistics of the study population

Variable	Characteristics	Individual		Group	
		Frequency	Rate	Frequency	Rate
Sex	male	11	27.5 %	4	36.4 %
	female	29	72.5 %	7	63.6 %
Age	x < 30	2	5.0 %	0	0.0 %
	30 ≤ x < 50	18	45.0 %	6	54.6 %
	50 ≤ x < 70	16	40.0 %	4	36.4 %
	x > 70	3	7.5 %	1	9.1 %
Labor status	employed	17	42.5 %	6	54.6 %
	retired	11	27.5 %	2	18.2 %
	disabled	10	25.0 %	2	18.2 %
	student	1	2.5 %	0	0.0 %
	n/a	1	2.5 %	0	0.0 %
Estimated severity of the disorder	low	6	15.0 %	2	18.2 %
	medium	19	47.5 %	4	36.4 %
	high	15	37.5 %	5	45.5 %
Status	patient	36	90.0 %	8	72.7 %
	relative	4	10.0 %	3	27.3 %

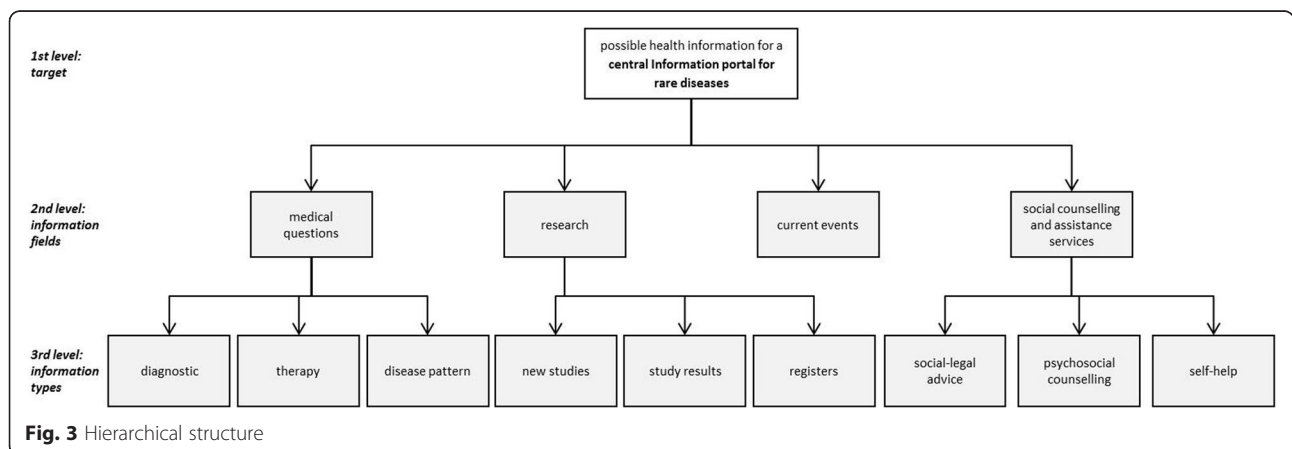
of included participants decreased if consistency was required at all the investigated levels. Figure 4 shows an overview of the sample sizes according to the different levels of consistency. We determined an acceptable level of consistency to be a CR of 0.2 on the second level of the hierarchy. These parameters led to 31 individual judgements and all three group judgements being included in the analysis. However, the following results differed only slightly by determining a CR of 0.1.

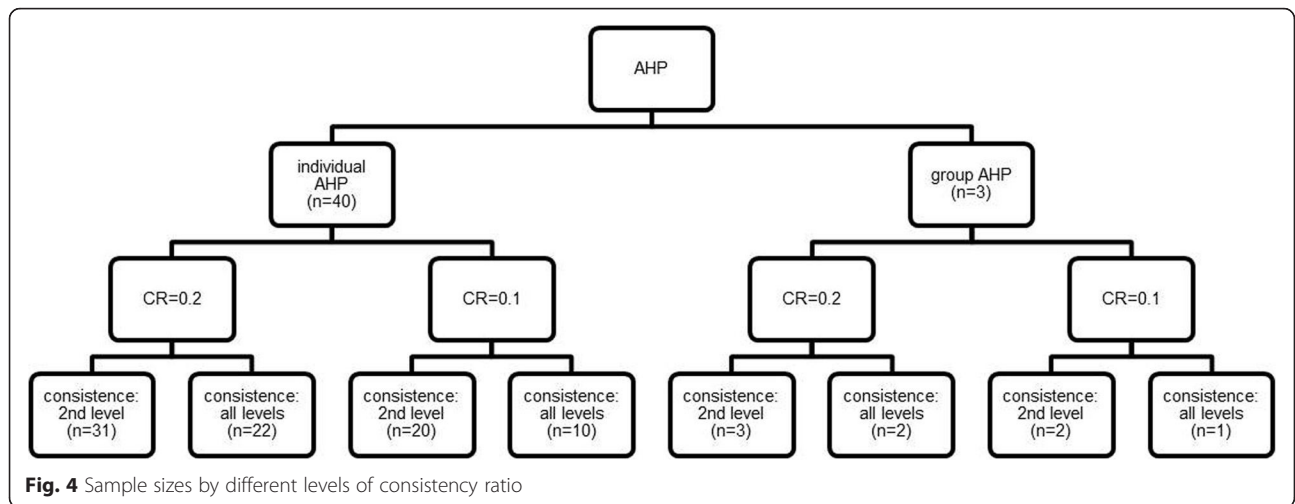
Data acquisition

Further analyses were conducted by comparing individual and group priorities on the same level of consistency. The comparisons were conducted between individual and group priorities that were included in the CR = 0.2 category on the second level of the hierarchy. Figure 5

presents the corresponding local ranks of the information types (second level) and information fields (third level). To a large extent, the local ranks for individual and group judgements were similar. In both, *Information about medical questions* was the most relevant information type. In addition, the order of information fields (*diagnostics, therapy, and disease pattern*) in this information type was the same. Furthermore, in the second rank, information about *social counselling and assistance services* can be evaluated for individual and group priorities. Moreover, we found differences between individual and group judgements: *information about current events* was ranked higher by the group participants, and the order of the information fields *registers, new studies, and study results* differed.

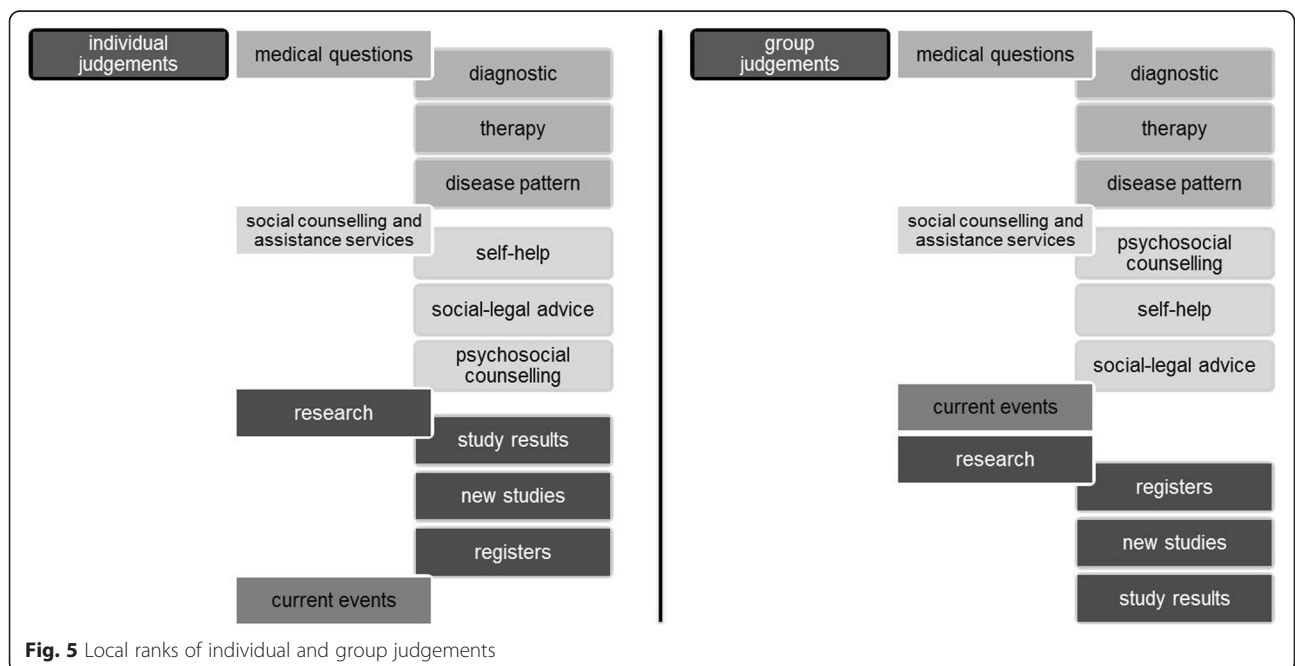
In addition to the comparison above, we analyzed the weights of each category for the individual and group





priorities separately. The (global) weights quantify the priorities and allow all the information categories to be compared. The distribution of priorities for each category is displayed in Fig. 6. For each category, the distribution of group priorities (*group*) and individual priorities (*ind*) is shown. Based on the median, the differences between the individual and group priorities were small. For example, the weight of the category *information about medical questions* was noticeably higher for individual priorities. For the category *information about registers*, the weight was higher for group priorities. Moreover, we determined that the data span from minimum to maximum was most frequently greater for the individual priorities than for the group priorities.

Furthermore, we analyzed the answers given as individual judgements compared to those given as group judgements. The cumulative relative value distribution indicates the response behavior of individuals and groups. Figure 7 shows that group judgements frequently were in a narrower range than individual judgements; in particular, most of the judgements were located between 1 = equally important and 5 = very important. Stronger priorities (7 = very strongly important to 9 = extremely important) were not used in group judgements. The 45°-line symbolizes an equal distribution of the judgements between 1 = equally important and 9 = extremely important. Statistically significant differences between individual and group judgements ($p = 0.0027$) were found using a t-test analysis.



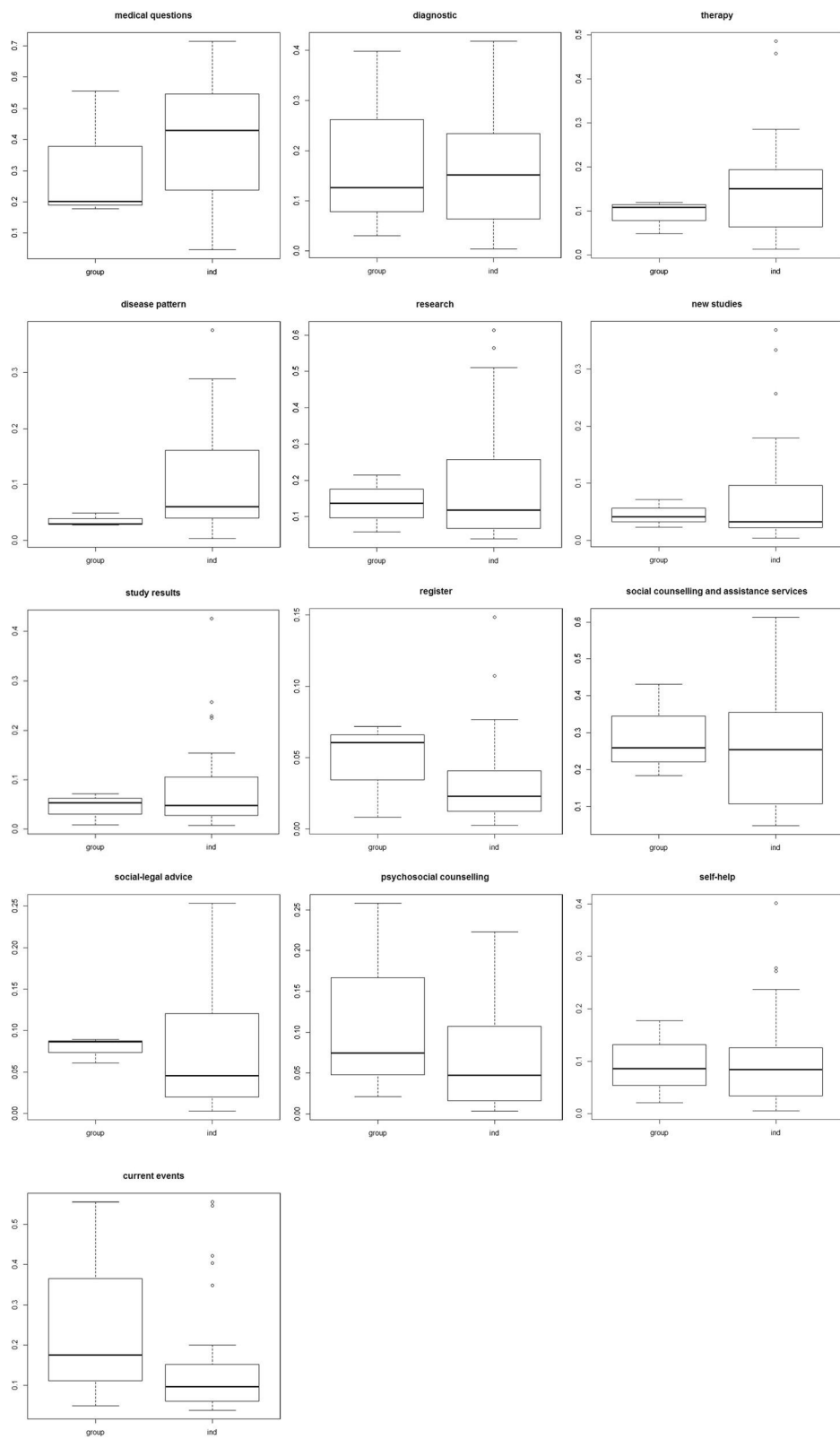


Fig. 6 Distribution of priorities of individual and group judgements

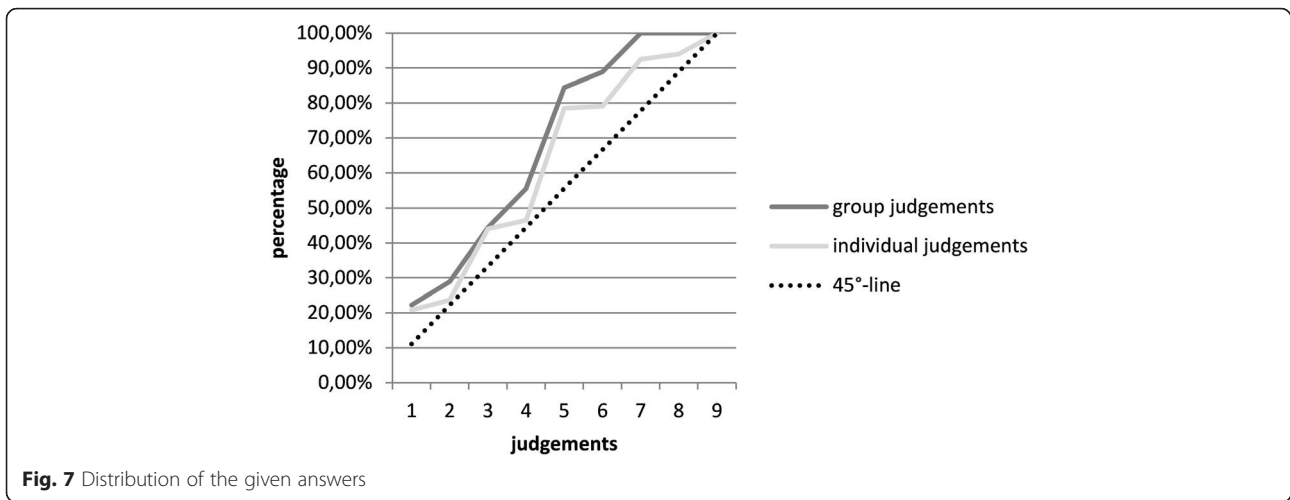


Fig. 7 Distribution of the given answers

Data aggregation

Aggregating single priorities is required to generate a summary of the study results. Depending on the data aggregation method, the ranks of the information criteria and the corresponding weights differ slightly. An advantage of using different methods separately is that the different distributions of the data sets can be considered and results can be compared between the methods.

Figure 8 shows the global ranks of the items grouped by the methods used for data aggregation (arithmetic and geometric mean, as well as the median). A comparison of the global ranks of the aggregation by the arithmetic mean with the aggregation by the geometric mean reveals that the criterion *information about diagnostics* had a lower priority if the data were aggregated by geometric mean. The same result was obtained for *information about new*

studies. Other information criteria showed the same global ranking for both aggregation methods. A comparison of the global ranks of the aggregation by median with the aggregation by arithmetic mean showed that the criteria *information about self-help* and *information about disease patterns* changed ranks, as did the criteria *information about psychosocial counselling* and *information about new studies*. In summary, according to our data, there is no strong difference between the ranking of information criteria when the data are aggregated by the median or by the arithmetic or geometric mean.

Discussion

We have demonstrated that the AHP can be used to identify patient priorities with regard to the information needs of people having rare diseases. For this purpose,

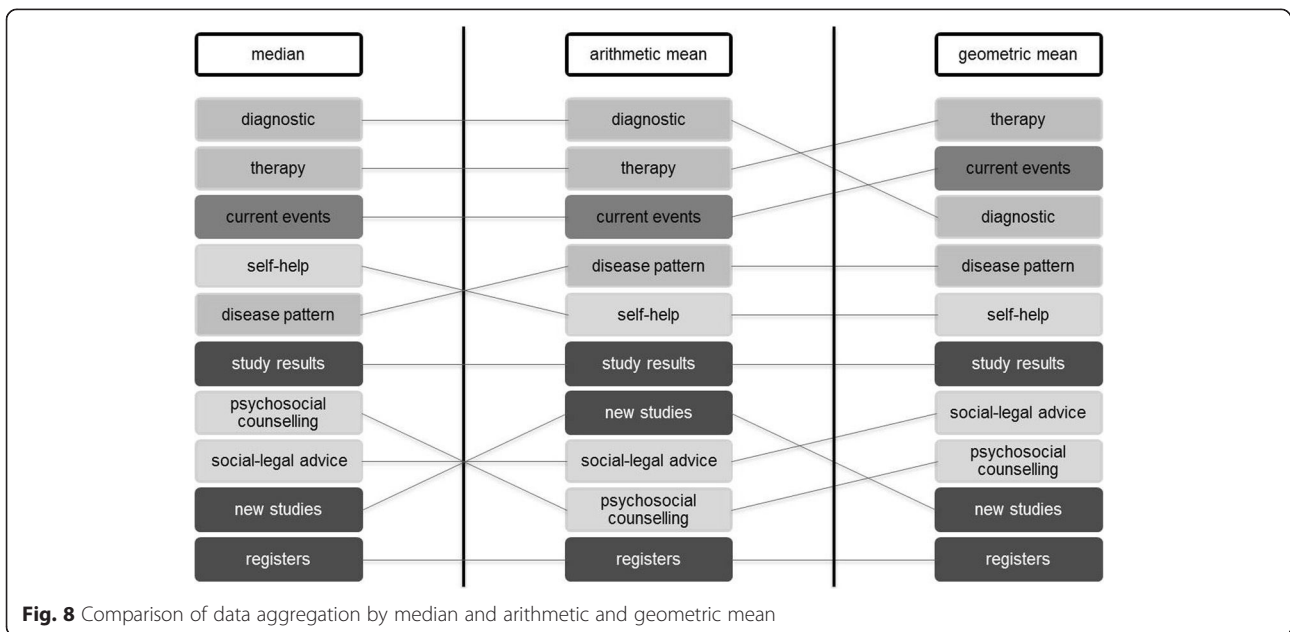


Fig. 8 Comparison of data aggregation by median and arithmetic and geometric mean

group decisions were as suitable as individual decisions. Although the local rank of the information types resulted in a similar order of individual and group decisions, their global weights varied slightly. Interestingly, we found another important aspect: group judgements were in a significantly smaller range than individual judgements. This result may be correlated with the fact that group judgements are more frequently consistent. Hence, it could conceivably be hypothesized that using smaller ranges, e.g., a 7- or 5-point scale, would lead to more consistent answers. Unfortunately, we cannot compare the response behavior with that reported in other published studies, because such an analysis was not conducted in these studies [1]. Furthermore, it can be argued that group decisions frequently represent the compromise solution of the group participants, and therefore, the group judgements are a mean of the individual judgements and consequently the group's priorities have a more limited range. We attempted to avoid a situation in which the group participants gave only the mean of their individual judgements as their answer. Frequently, the group participants discussed the rationales behind the individual judgements and decided on a common group priority that was not the mean of the individual judgements. Sometimes, the group judgement was even outside the range of the individual minimum and maximum judgements. There are, however, other possible explanations that should be investigated in further studies.

The findings of this study suggest that there is no "gold standard" method for data acquisition. According to our data, both the individual and group methods lead to very similar results. Moreover, there is no right or wrong ranking of the priorities of information needs. Researchers should select the most suitable method using other criteria, such as the thematic perspective of the study or the properties of the goods or topics that are addressed. It can be argued that, on the one hand, for free or non-rival goods, methods that involve individual decision-making are more suitable, because there is no need for the participants to be prepared to compromise; other people will not face disadvantages or advantages because of one individual's decision. On the other hand, group decisions are suitable for scarce or rival goods. Another aspect that should be considered is the peer pressure exerted in group discussions. The group situation can lead to particular disadvantages when intimate insights should be given in the interview, in which case, individual participants do not dare to answer truthfully or do not state their personal opinions. With regard to the implementation of the rare disease information portal or other websites, the order of information categories should not be influenced by other users. Therefore, an individual user's priorities shall be used to identify which information categories are more important and should be more

accessible on the website than less important categories. In summary, the use of patient priorities to expand the user-friendliness of information websites using the AHP offers an important contribution for medical informatics.

According to our data, aggregations by median, arithmetic mean, and geometric mean lead to very similar rankings of information criteria. Because the arithmetic mean is very vulnerable to outliers, the median and the geometric mean appear to be acceptable alternatives for data aggregation, although the differences between the two methods depend on additional factors, such as the number of criteria in the hierarchy and the number of participants. Nevertheless, comparing the analyses using different methods offers the advantage of enabling consideration of the different distributions of the data sets.

The AHP method can lead to judgements that do not meet the defined CR requirement. We determined that the use of ranking cards prior to pairwise comparison of each category may help participants answer more consistently. Furthermore, we noticed that a comparison of four aspects of a category (such as the comparison of four information fields) is more challenging for participants than a comparison of three aspects of a category (such as the comparison of three information types) in terms of cardinal consistency. This fact was used to confirm the conditions for participation in this study: patients who were unable to concentrate on the questionnaire continuously were excluded, as well as children. This participation bias may lead to a non-representative ranking of the information needs of people suffering from a rare disease. Further applications of the AHP should consider restricting the number of pairwise comparisons in each category. Moreover, by setting a CR at ≤ 0.2 , we could include a sufficient number of judgements in our analysis. If we had set a lower CR value, the number of included judgements would have been lower, and consequently, the informative value of this study would have been more limited.

Assumptions and limitations

The number of patients living with any one rare disease is limited. For this reason, we pooled patients with heterogeneous rare diseases, who frequently face similar challenges and have similar information needs. However, because of the relatively low number of participants interviewed in this study, the results may not be representative. Furthermore, a bias exists regarding the information criteria *current events*, because no information types were grouped in this information field. In addition, we attempted to minimize the interviewer bias, as well as the bias between telephone and face-to-face interviews.

Conclusions

To the best of our knowledge, this is the first study to investigate the differences in individual and group

judgements when conducting an AHP. Our study demonstrated the need for better strategies for choosing an appropriate method. Both methods led to similar outcomes; however, the response behavior differed. In brief, we demonstrated that the AHP can be used to identify the importance of several information types to people having a rare disease, and to order these information types on a website that presents information on rare diseases. Using the results of the AHP, we could rank the information needs of people suffering from a rare disease and their relatives according to their priorities. These priorities can be used to constitute information categories that are more important and should be more accessible on the website than less important categories. Overall, the use of an AHP to identify patient priorities and expand the user-friendliness of information websites offers an important contribution to medical informatics. According to our data, the use of different methods for data aggregation had no distinct influence on the ranking of the information criteria.

The strength of our study is in the transparent comparison of the different approaches applied in the AHP. The study indicates appropriate methods for conducting an AHP in other healthcare settings and in the field of medical informatics. Even if the results of the data acquisition methods do not differ, as was shown in our data, it is important that the researcher explain and justify the choice of method. We suggest that researchers select a suitable method based on the thematic perspective of the study or the properties of the goods or topics they are addressing. For example, it can be argued that group judgements should be used for studies addressing goods with limited availability. This investigation yielded important findings for subsequent studies that use the AHP method as a tool for medical decision-making and identifying patients' priorities.

Appendix

Definitions of the information criteria

Medical questions: Information that contains medical background information about rare diseases, e.g., information about diagnostics, therapy, or disease pattern.

Diagnostics: Information about diagnostic procedures using which a healthcare professional can identify rare diseases and make a diagnosis. In addition, contact information about specialized healthcare professionals or centers for rare diseases.

Therapy: Information about treatment procedures. In addition, contact information about healthcare professionals who can treat people suffering from a rare disease.

Disease pattern: Information about reasons for, symptoms, and progression of rare diseases.

Research: Information and results of scientists or pharmaceutical companies about new findings related to rare diseases.

New studies: Investigations of medical treatments of rare diseases that are scheduled or starting immediately for which participants are still being sought.

Study results: Results of current medical research.

Registers: Collections of disease data in the long term to improve the treatment opportunities and to monitor the distribution of the diseases.

Current events: Information and important appointments for public meetings where patients and affected persons can talk to healthcare staff.

Social counselling and assistance services: Contact data for and information about counselling centers that can help people suffering from a rare disease.

Social-legal advice: Here, answers can be found to questions concerned with the services of statutory health insurance, labor laws, or statutory pension funds.

Psychosocial counselling: Information and contact data that can provide psychosocial counselling in the case of illness-related problems of family, friends, or coworkers.

Self-help: Contact information about support groups of patients and close relatives.

Additional file

Additional file 1: Questionnaire. (PDF 556 kb)

Abbreviations

AHP, analytic hierarchy process; CHERH, center for health economics research hannover; CR, consistency ratio; Ind, individual.

Acknowledgements

The authors wish to thank the patients and their families for participating in this study.

Funding

The Center for Health Economics Research Hannover (CHERH) is funded by the Federal Ministry of Education and Research. This study was funded in part by the Federal Ministry of Health Germany. The study sample consisted of randomly selected participants from the qualitative main study of the ZIPSE project.

Availability of data and materials

The datasets analyzed during the current study are available from the corresponding author on reasonable request.

Authors' contributions

FP carried out the analyses and drafted the manuscript. FP and KS prepared the data adequately. FP and AB collected the data. KS revised the manuscript. KD and MF made substantial contributions to the conception of the article. JMS revised the manuscript for important intellectual content. All authors read and approved the final manuscript.

Competing interests

The authors declare that they have no competing interests.

Consent for publication

Not applicable.

Ethics approval and consent to participate

Ethical approval was issued by the Ethics Committee of the Albert-Ludwigs-Universität Freiburg (53/14). Informed consent was obtained from all participants prior to the survey and interviews.

Received: 28 January 2016 Accepted: 3 August 2016

Published online: 09 September 2016

References

- Schmidt K, Aumann I, Hollander I, Damm K, Schulenburg JM. Applying the Analytic Hierarchy Process in healthcare research: A systematic review and evaluation of reporting. *BMC Med Inform Decis Mak*. 2015;15:115.
- Saaty TL. A Scaling Method for Priorities in Hierarchical Structures. *J Math Psychol*. 1977;15:234–81.
- Pecchia L, Melillo P. Analytic Hierarchy Process for Health Technology Assessment: A Case Study for Selecting a Maintenance Service Contract. In: Ventre AGS, Maturó A, Hošková-Mayerová S, Kacprzyk J, editors. *Multicriteria and Multiagent Decision Making with Applications to Economics and Social Sciences Studies in Fuzziness and Soft Computing*. Heidelberg: Springer; 2013. p. 275–88.
- Dolan JG. Are Patients Capable of using the Analytic Hierarchy Process and Willing to Use It to Help Make Clinical Decisions? *Med Decis Mak*. 1995;15:76–80.
- Pecchia L, Bath PA, Pendleton N, Bracale M. Analytic Hierarchy Process (AHP) for Examining Healthcare Professionals' Assessments of Risk Factors. *Methods Inf Med*. 2011;50:435–44.
- Liberatore MJ, Nydick RL. The Analytic Hierarchy Process in Medical and Health Care Decision Making: A Literature Review. *Eur J Oper Res*. 2008;189(1):194–207. doi:10.1016/j.ejor.2007.05.001.
- Hajrahimi N, Dehaghani SM, Hajrahimi N, Sarmadi S. Quality assessment of Isfahan Medical Faculty web site electronic services and prioritizing solutions using analytic hierarchy process approach. *J Educ Health Promot*. 2014;3:117. doi:10.4103/2277-9531.145920.
- Kaplan W, Wirtz VJ, Mantel-Teeussisse A, Stolk P, Duthey B, Laing R. *Priority Medicines for Europe and the World 2013 Update*, World Health Organization. 2013. http://www.who.int/medicines/areas/priority_medicines/MasterDocJune28_FINAL_Web.pdf. Accessed 21 Dec 2015.
- Regulation (EC) No 141/2000. Regulation (EC) No 141/2000 of the European Parliament and of the Council of 16 Dec 1999 on Orphan Medicinal Products. *Off J Europ Com*. 1999. http://ec.europa.eu/health/files/eudralex/vol-1/reg_2000_141/reg_2000_141_en.pdf. Accessed 21 Dec 2015.
- National Action Alliance for People with Rare Diseases. *National Action Plan for People with Rare Diseases*. 2013. <http://www.name.de/images/stories/Dokumente/Aktionsplan/national%20plan%20of%20action.pdf>. Accessed 21 Dec 2015.
- Eidt D, Frank M, Reimann A, Wagner TOF, Mittendorf T, Schulenburg JM. Maßnahmen zur Verbesserung der gesundheitlichen Situation von Menschen mit seltenen Erkrankungen in Deutschland. 2009. http://www.bmg.bund.de/uploads/publications/BMG-G-09050-Bericht-Massnahmen-seltene-Krankheiten_200908.pdf. Accessed 21 Dec 2015.
- Chung KP, Chen LJ, Chang YJ, Chang YJ, Lai MS. Application of the Analytic Hierarchy Process in the Performance Measurement of Colorectal Cancer Care for the Design of a Pay-for-performance Program in Taiwan. *Int J Qual Health Care*. 2013;25:81–91.
- Dolan JG, Boohaker MD, Allison J, Imperiale TF. Patients Preferences and Priorities regarding Colorectal Cancer Screening. *Med Decis Mak*. 2013;33:59–70.
- Suner A, Celikoglu CC, Dicle O, Sökmen S. Sequential Decision Tree using the Analytic Hierarchy Process for Decision Support in Rectal Cancer. *Artif Intell Med*. 2012;56:59–68.
- Danner M, Hummel JM, Volz F, van Manen JG, Wiegand B, Dintsios CH, Bastian H, Gerber A, Ijzerman AJ. Integrating Patients' Views into Health Technology Assessment: Analytic Hierarchy Process (AHP) as a Method to Elicit Patient Preferences. *Int J Technol Assess Health Care*. 2011;27:369–75.
- Taghipour H, Mohammadyarei T, Jafarabadi MA, Hashemi AA. On-Site or Off-site Treatment of Medical Waste: A Challenge. *J Environ Health Sci Eng*. 2014;12:86.
- Dolan JG, Isselhardt BJ, Cappuccio JD. The Analytic Hierarchy Process in Medical Decision Making: A Tutorial. *Med Decis Mak*. 1989;9:40–50.
- Saaty TL. *The Analytic Hierarchy Process*. New York: McGraw Hill; 1980.
- Ho W. Integrated Analytic Hierarchy Process and its Applications – A Literature Review. *Eur J Oper Res*. 2008;186:211–28.
- Dolan JG. Shared Decision-making - Transferring Research into Practice: The Analytic Hierarchy Process (AHP). *Patient Educ Couns*. 2008;73:418–25.
- Brinkmeyer D, Müller R. Entscheidungsunterstützung mit dem AHP. *Z Agrarinform*. 1994;2:82–92.
- Saaty TL, Shang JS. Group Decision-making: Head-count versus Intensity of Preference. *Socioecon Plann Sci*. 2007;41:22–37.
- Aczel TL, Saaty T. Procedures for Synthesizing Ratio Judgement. *J Math Psychol*. 1983;27:93–102.

Submit your next manuscript to BioMed Central and we will help you at every step:

- We accept pre-submission inquiries
- Our selector tool helps you to find the most relevant journal
- We provide round the clock customer support
- Convenient online submission
- Thorough peer review
- Inclusion in PubMed and all major indexing services
- Maximum visibility for your research

Submit your manuscript at
www.biomedcentral.com/submit



Modul 6

Measuring patients' priorities using the Analytic Hierarchy Process in comparison with Best-Worst-Scaling and rating cards: methodological aspects and ranking tasks

Schmidt, Katharina

Babac, Ana

Pauer, Frédéric

Damm, Kathrin

Von der Schulenburg, Johann-Matthias

Health Economics Review 2016; 6: 50

DOI 10.1186/s13561-016-0130-6

RESEARCH

Open Access



Measuring patients' priorities using the Analytic Hierarchy Process in comparison with Best-Worst-Scaling and rating cards: methodological aspects and ranking tasks

Katharina Schmidt^{1*}, Ana Babac¹, Frédéric Pauer¹, Kathrin Damm¹ and J-Matthias von der Schulenburg^{1,2}

Abstract

Background: Identifying patient priorities and preference measurements have gained importance as patients claim a more active role in health care decision making. Due to the variety of existing methods, it is challenging to define an appropriate method for each decision problem. This study demonstrates the impact of the non-standardized Analytic Hierarchy Process (AHP) method on priorities, and compares it with Best-Worst-Scaling (BWS) and ranking card methods.

Methods: We investigated AHP results for different Consistency Ratio (CR) thresholds, aggregation methods, and sensitivity analyses. We also compared criteria rankings of AHP with BWS and ranking cards results by Kendall's tau b.

Results: The sample for our decision analysis consisted of 39 patients with rare diseases and mean age of 53.82 years. The mean weights of the two groups of $CR \leq 0.1$ and $CR \leq 0.2$ did not differ significantly. For the aggregation by individual priority (AIP) method, the CR was higher than for aggregation by individual judgment (AIJ). In contrast, the weights of AIJ were similar compared to AIP, but some criteria's rankings differed. Weights aggregated by geometric mean, median, and mean showed deviating results and rank reversals. Sensitivity analyses showed instable rankings. Moderate to high correlations between the rankings resulting from AHP and BWS.

Limitations: Limitations were the small sample size and the heterogeneity of the patients with different rare diseases.

Conclusion: In the AHP method, the number of included patients is associated with the threshold of the CR and choice of the aggregation method, whereas both directions of influence could be demonstrated. Therefore, it is important to implement standards for the AHP method. The choice of method should depend on the trade-off between the burden for participants and possibilities for analyses.

Keywords: Decision making, Analytic Hierarchy Process, Best-worst-scaling, Method comparison, Patient preferences

* Correspondence: ks@cherh.de

¹Center for Health Economics Research Hannover (CHERH), Leibniz University of Hannover, Otto-Brenner-Str. 1, D-30159 Hanover, Germany
Full list of author information is available at the end of the article

Background

Measurement of patient preferences and priorities has gained more relevance in health care. One reason is the increasing importance of patient participation in health care. In Germany, the Robert Koch-Institute used to call the patients “costumers” and “evaluators” in their Information System of the Federal Health Monitoring [1]. Patients also want to decide scope of service of statutory health insurances’ and which services are covered. Several studies found differences between patients’ and physicians’ perceptions of preferences (e.g., [2–5]). It is relevant to assess the preferences of the (potential) patients instead of proxy reports. Another reason for the increasing importance is the integration of preferences as utility in health economics evaluations and reimbursement decisions for pharmaceuticals. Knowledge of patients’ preferences or priorities could be a chance for optimizing the health care system according to patients’ requirements.

Decisions regarding treatment preferences must consider a variety of characteristics, so called multi-criteria decision problems. Possible options for solving decision problems are value-based methods, strategy based methods, and Conjoint Analyses (CA). The German Institute for Quality and Efficiency in Health Care (IQWiG) tested and confirmed the Analytic Hierarchy Process (AHP) method as decision making tool in health technology assessments [6]. Application of AHP for the measurement of preferences has increased during the last five years, but is still a less researched approach in health care decision making [7]. It remains unclear whether the AHP method and established decision making methods yield comparable results. Recent studies already examined the direct comparisons of AHP and CA, as seen in [8–11]. Other studies conducted comparisons between CA and Best-Worst Scaling (BWS) [12–16]. Mühlbacher and Kaczynski (2016) demonstrated the similarity of BWS results and ratings, but did not compare directly the results from AHP with BWS [17]. Although another study published by Mühlbacher et al. showed similar results for BWS and AHP methods, some of the subgroups differed in their rankings obtained by BWS and AHP method [18]. However, we found no further evidence about the similarity or differences in priorities raised by AHP, BWS, or ranking cards.

This study accompanied a research project designed to gather patient needs concerning the establishment of a central information portal about rare diseases (Zentrales Informationsportal über seltene Erkrankungen, ZIPSE). Since the available space on the website was limited, the most important information categories for patients occupy the most space followed by the less important information categories. Various information requirements

on diagnosis, therapy, self-help, research, and specialized care facilities for people living with rare diseases, their relatives, and health care professionals were identified in qualitative interviews (see [19]). However, the ranking of the information criteria remained unclear. AHP was a suitable method for prioritizing these information categories in the next step (see [20]). Since AHP is a relatively new approach in health care and it is rarely been used in health care research compared to BWS and DCE, several methodological aspects remain unstandardized. Forman et al. (1998) described different aggregation methods for group decisions with the AHP method: aggregating individual judgments (AIJ) and aggregating individual priorities (AIP) by arithmetic mean or geometric mean [21]. The choice of aggregation method depends on the circumstances and the aim of the study. We wanted to examine and compare the resulting differences in decisions of the aggregation methods in our study. This paper shows outcomes for the different Consistency Ratio (CR) thresholds, aggregations methods, and sensitivity analyses. Furthermore, the study tries to identify how to validate the AHP outcomes. Outcomes were compared with the results of questionnaires using the following well established methods: BWS Case 1, and ranking cards. The first aim of this study was to demonstrate the impact of the non-standardized AHP method on priorities. Does the aggregation method influence the resulting group priority rankings? The second aim was to compare the AHP outcomes with the outcomes achieved by BWS and ranking methods to validate the resulting priorities from patient perspective (convergence validity).

Methods

AHP method and application

The AHP method originates from the marketing sector, invented by Thomas Saaty in the late 1970s. Dolan et al. applied the method of AHP the first time in the health care sector several years later in 1989 [22, 23]. Nevertheless, the AHP remains a rarely used decision making method in health care research compared to BWS, ranking cards, and DCE. The following methodological explanations are in accordance with Saaty [24]. The AHP decomposes the decision problem at different levels of hierarchy. The first level describes the aim of the decision making. This is then explained in further detail at a lower level using sub-criteria. The last level contains possible alternatives with their characteristics. In the interview, the participant compares all criteria pairwise at each level (15 comparisons in total) using a scale ranging from 9 to 1 to 9. Thereafter, the judgments of the pairwise comparisons set up a matrix. This method presumes that the reciprocal request results in reciprocal weights of judgments; therefore, only the upper half of the matrix has to be queried. The matrices are used to calculate weights by the

Eigenvector Method. Additionally, the Consistency Ratio (CR) can be computed from the matrices to examine whether the participants' answers are random. Following Saaty, the CR has to be ≤ 0.1 . Other authors suggested a $CR \leq 0.2$, but the threshold value is not defined consistently [8, 25]. Higher CR values indicate exclusion of answers and questionnaires due to inconsistency.

First, we briefly report the results of information requirements of patients with rare diseases. Second, we compare the results of $CR \leq 0.1$ and $CR \leq 0.2$ for median, quartiles, and extreme values (as box-plots). Third, different aggregation methods (geometric mean, arithmetic mean, and median) are used and the differences in results noted. Saaty suggested to calculate group priorities by aggregating judgments or final outcomes by geometric mean to satisfy the reciprocal property of the AHP [26]. Reciprocal properties present the first axiom for the AHP, meaning that the strength of one criterion's dominance over a second criterion is inversely proportional to the second criterion's dominance over the first. This implies that if criterion A is five times more important than criterion B, criterion B is one-fifth the importance of criterion A (for all axioms see [27]). This relationship must be preserved after aggregation and can be achieved by the geometric mean method. The geometric mean is always smaller than the arithmetic mean, except for one observation is zero [28]. In this sub-section, we also examine differences in the results for aggregating individual judgments (AIJ) in contrast to aggregating individual priorities (AIP). Additionally, a sensitivity analysis estimates the stability of weights. As most AHPs combine specific criteria combinations into overall alternatives (e.g., criteria combinations to describe three different cars), the sensitivity analyses focus on the stability of these alternatives. Because no standard method for the AHP without combining the attributes to alternatives was implemented, we looked at the confidence intervals (CIs) for each global weight of the criteria, and identified the stability of the ranking positions for each criterion. Therefore, we determined the BC_a bootstrap 95%-CI because our sample was small and in this case bootstrap CI were more accurate and correct than the standard CI [29]. All our analyses were conducted with the R statistic software program and the package "pmr" [30].

Methodological background of the BWS and ranking cards

As a second method in this paper, we applied BWS Case 1 in the same study population [31]. Here, different combinations of the criteria built up the sets. The interviewee selected the best and the worst criteria in each set, resulting in two decisions per set. Each person answered seven sets. The BWS method is based

on random utility theory, and uses the choice models or the count analysis. Methods used in choice approaches are multinomial logit model, conditional logit model, maximum-likelihood, or weighted least square method population [31]. Since we were not interested in predictors for the decision, but rather in rankings, we emphasized the count analysis method and rankings.

Using ranking cards resulted in an ordinal ranking of criteria, implying that distances between criteria could not be measured. Besides, it was a well-established warm-up task [32], and could support the interviewee to remain consistent with their prior ranking throughout all tasks. This survey included the ranking cards method before the AHP tasks.

Comparison of results from AHP, BWS, and ranking cards

Furthermore, the results from AHP, BWS, and ranking cards were compared. We placed the results in a table and examined differences in the rank. The AHP's weights could not be compared with the weights from the BWS, because they are based on deviating mathematical calculation methods and scales. In addition, we conducted tests for correlation between the ranks with the help of Kendall's tau b coefficient. This coefficient was used for rank ordered data, and identifies concordant and discordant rankings between two or more variables [33]. The Kendall's tau b makes adjustments for ties in the data, in contrast to Kendall's tau a.

Survey design

The study sample consisted of randomly selected participants from the qualitative main study of the ZIPSE project [19]. A positive vote was obtained from the ethics committee of Albert-Ludwigs-University Freiburg (number 53/14). As it was an accompanying research project, inclusion and exclusion criteria for participants were equal to those of the main study sample. Therefore, participants were at least 18 years old and were either suffering from a rare disease, or were the near relative of a sick individual. In this study participants were interviewed either face-to-face, or via phone with a paper-pencil questionnaire that contained AHP, BWS, and ranking tasks. Criteria development is described in detail by Babac et al. [20]. Additionally, socio-demographic and disease specific data were collected. A ranking task of cards with the criteria's descriptions should support consistent answering. Therefore, participants arranged the cards according to their preferred order, and left them next to the questionnaire during the rest of the interview. The interviewer indicated inconsistencies between ranking cards. Hence, participants could adjust either the order of the cards, or the judgment in the questionnaire.

Financial support for this study was provided in part by a grant from the Federal Ministry of Health. The funding agreement ensured the authors' independence in designing the study, interpreting the data, writing, and publishing the report.

Results

Initially, we report the AHP results including the criteria description and their hierarchical arrangement. Then, we show the information criteria priorities evaluated by patients with rare diseases or their relatives. The following subsections investigate the outcomes of different methodological approaches in the AHP method. Finally, we report the comparison of AHP results with BWS and ranking tasks.

Figure 1 shows the final hierarchy for the AHP. It consists of four levels with the aim of study on the first level. The aim decomposes into information about *medical issues*, *research*, *current events*, and *social advisory and support services*. The topic of *medical issues* was again subdivided into *diagnosis*, *treatment*, and *disease patterns*. The first two were split into *provider* and *methods* at the fourth level. *Disease patterns* contained *aetiology*, *frequency*, *typical symptoms*, and *progression* at the lowest level. At the third level *research* implied *current studies*, *study results*, and *registries*. *Current events* at level two contained no further subcategories. The last category at level two was divided into *social law counseling*, *psychosocial counseling*, and *self-help* at level three. *Self-help* further held the subcategories of *personal*

contacts and *online contacts* (fourth level). Further details and descriptions can be found in Additional file 1.

The sample for our decision analysis consisted of 31 women and 8 men with mean age of 53.82 years. The inequitable distribution of gender was due to the fact of unequal proportions in the qualitative main study.

In the first scenario, all participants who reached a CR at second level exceeding 0.1 were excluded from the analyses. Then 22 included participants (19 women, 3 men; mean age: 52.50 years) remained for further analytical steps. In this scenario, we calculated weights for each included participant and then aggregated the weights (AIP method). The first approach was aggregating the weights by median. In Fig. 2, the results are shown as boxplots including the quartiles and distribution of weights for each criterion at second level.

The boxplots show that *medical issues* were the most important criteria for the participants with a median weight of 0.4548 (SD = 0.1728), followed by *social support* (weight (w) = 0.1575, SD = 0.1777), and *research* (w = 0.1314, SD = 0.1462). The least criterion was information about *current events* with a median weight of 0.0913 (SD = 0.1550). The SDs of *social support*, *research*, and *current events* indicated high variations of the priorities in the sample.

Figure 3 shows the local weights of sub-criteria at the lower third level. The gray boxplots indicated the sub-criteria of *medical issues* with the highest weight for *diagnosis* (median weight (mw) = 0.4517, SD = 0.2240), followed by *treatment* (mw = 0.3512, SD = 0.2223), and

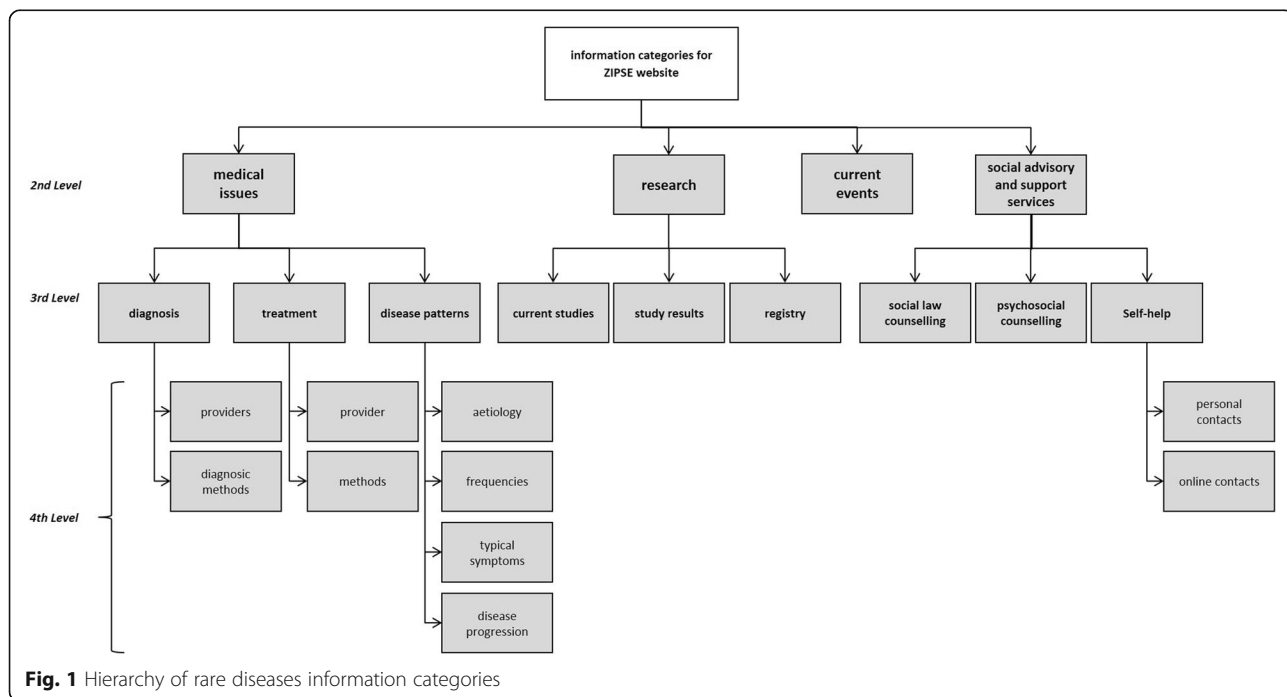
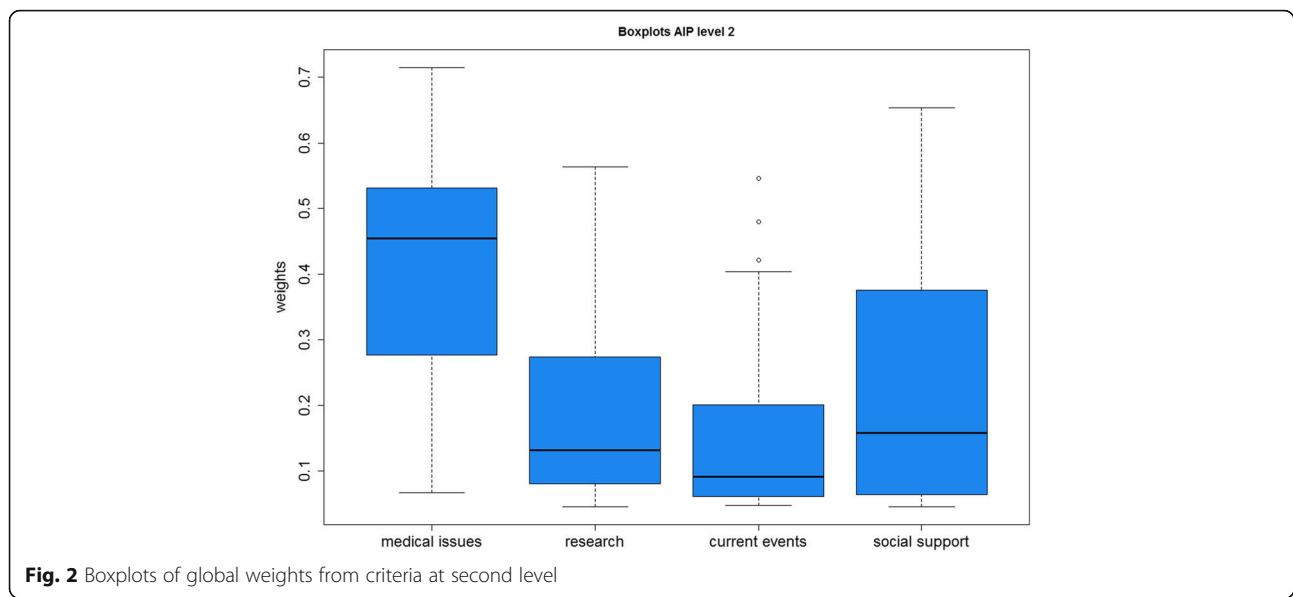


Fig. 1 Hierarchy of rare diseases information categories

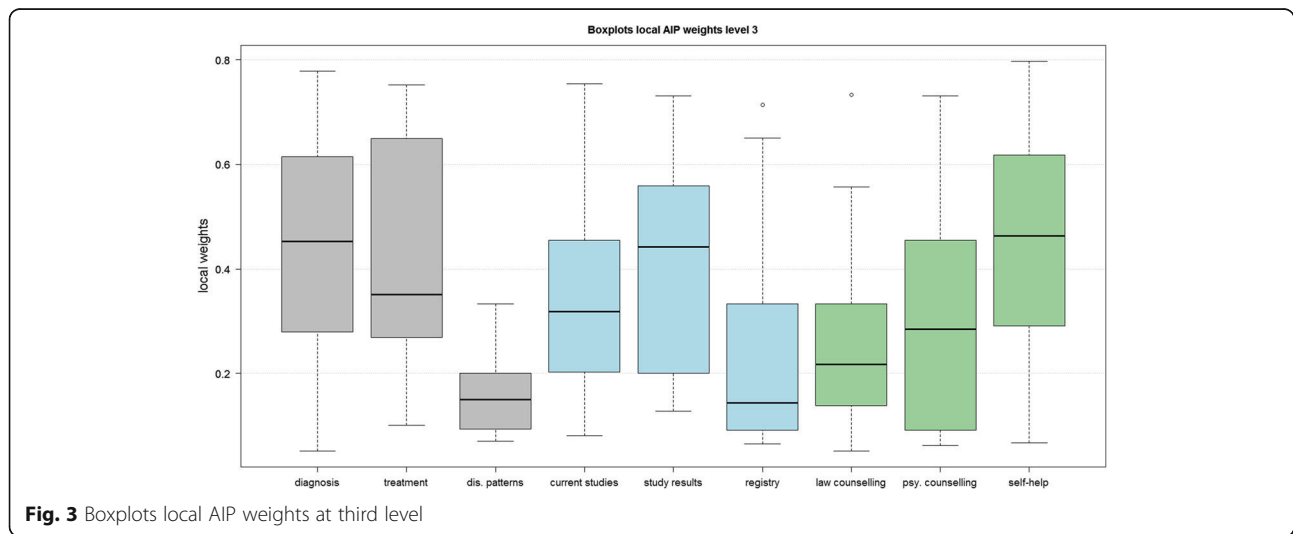


disease patterns ($mw = 0.1492$, $SD = 0.0763$). The second information criterion of *research* (blue boxplots) included *current studies*, *study results*, and *registry*. The most important sub-criterion was *study results* with a local weight of 0.4416 ($SD = 0.2015$), the second *current studies* ($w = 0.3184$, $SD = 0.1955$), and the third was the information about *registries* ($w = 0.1429$, $SD = 0.2142$). The green boxplots displayed the local weights for the category of *social support*. *Self-help* ($w = 0.4663$, $SD = 0.2307$) reached the highest weight followed by *psycho-social counseling* ($w = 0.2845$, $SD = 0.1801$), and *law counseling* with the lowest weight of 0.2167 ($SD = 0.1768$). We did not compare the global weights of sub-criteria against each other because high weights at the second level (e.g., for *medical issues*) would highly influence the weights at the third level. Therefore, we used

the sub-criteria's local weights for comparisons within each criterion because the global weights were not important for our methodological considerations.

Comparison of consistency thresholds

Figure 4 shows the boxplots for all global weights separated by level. Additionally, it compares the boxplots for a threshold of included participants with high consistency ($CR \leq 0.1$) and a threshold of lesser consistency ($CR \leq 0.2$). All graphs show an almost equal median for the two groups of CR and a *t*-test indicate no significant differences of median for each criterion (not shown here). However, a difference in the ranking by median occurs at level three: *law counseling* gained a higher weight for an extended threshold and received rank 9 ($w = 0.0310$) instead of the 13th and last rank ($w = 0.0452$). At the same



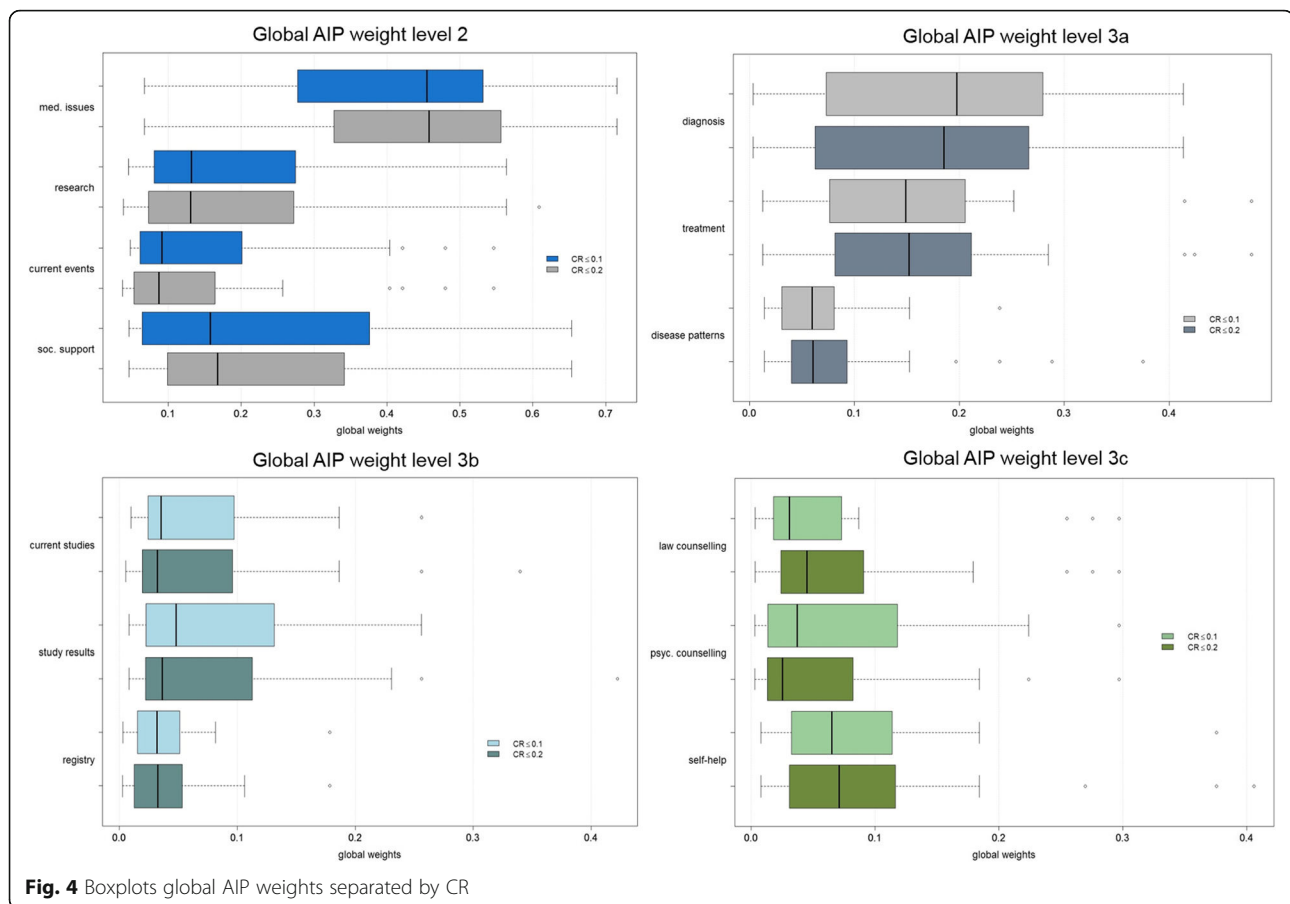


Fig. 4 Boxplots global AIP weights separated by CR

time, *psychosocial counseling* fell from rank 10 to 13 (weight 0.0372 onto 0.0254). A rank reversal occurs for *current studies* (weight 0.0353 onto 0.0324) and *registries* (weight 0.0319 onto 0.0325). In summary, the medians between a lower and a higher CR threshold did not differ significantly. Nevertheless, when small differences in weights occurred, rank reversals could be observed. In this study, rank reversals occurred only for the last four rankings.

Comparison of aggregation methods

In the next step, we analyzed differences in global weights by different aggregation methods. All mean calculations were based on geometric mean calculation as it serves the Pareto Principle and therefore seems to be the correct approach in theory [10, 34]. In the first scenario, the AIJ was applied. This method aggregated the comparison matrices first. In a second step, priority weights were calculated for each criterion. An overall CR was calculated for level two after the aggregation of all individual opinions. In the second scenario the AIP method was applied. This methodology calculated eigenvectors and priorities for each participant first. Only participants with a CR smaller than or equal to 0.1 were

included in the aggregation. Afterwards, resulting priority weights were aggregated through geometric mean calculation.

Figure 5 displays the results of the two scenarios that comprised all 31 participants for scenario 1 and 22 for scenario 2. The aggregated judgments (scenario 1) show similar global weights for most of the criteria compared to the aggregated weights (scenario 2). Rank reversal occurs between *diagnosis*, *treatment*, and *research*, because for scenario 1, *research* ($w_1 = 0.2038$) and *treatment* ($w_1 = 0.1862$) were more important than *diagnosis* ($w_1 = 0.1691$), whereas in scenario 2, *research* ($w_2 = 0.1916$) and *treatment* ($w_2 = 0.1892$) were less important than *diagnosis* ($w_2 = 0.1955$). Likewise, the ranking differs for *self-help*, *study results*, and *disease patterns*: in scenario 1, *disease patterns* ($w_1 = 0.0940$) were more important than *self-help* ($w_1 = 0.0871$) and *study results* ($w_1 = 0.0860$), and in scenario 2, it was the other way round (*self-help* $w_2 = 0.0906$, *study results* $w_2 = 0.0786$, *disease patterns* $w_2 = 0.0785$). A third rank reversal can be seen for the two scenarios between *current studies* ($w_1 = 0.0721$, $w_2 = 0.0704$, rank 11 vs. 10), *psychosocial counseling* ($w_1 = 0.0568$, $w_2 = 0.0547$, rank 12 vs. 11), and *law counseling* ($w_1 = 0.0729$, $w_2 = 0.0531$, rank 10

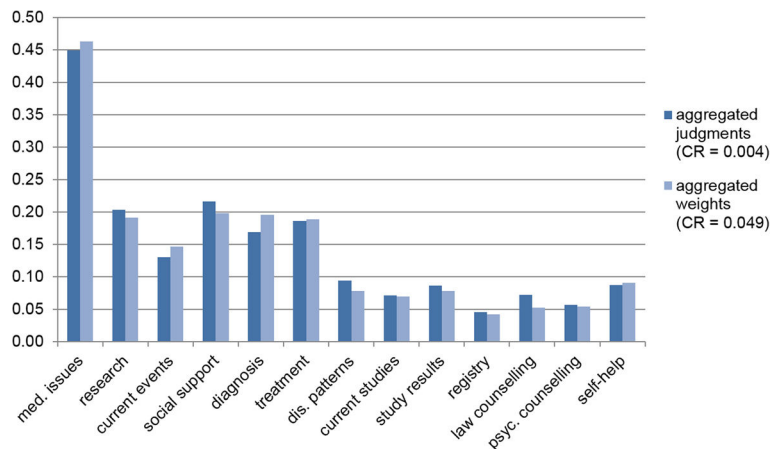


Fig. 5 Comparison of global weights for different aggregation levels

vs. 12). The CR for the second level was 0.004 in the first scenario, whereas the CR was 0.05 in the second scenario.

In the next step, the AIJ and AIP were compared by median. The table for these comparisons can be found in Additional file 2. The results are nearly identical to Fig. 5. The differences are small deviations in the weights and a few higher weights for the AIP than the AIJ (*current events*, *registries*, and *self-help*). The last comparison of AIP and AIJ was conducted by their means. Here, the AIP were markedly higher than most of the AIJ, also in comparison with the AIPs of the previously mentioned aggregation methods. Additionally, the weights summed up to 1 at first level, and they yielded the appropriate weights at lower levels. However, the most important question in this context was whether the ranking

position changed through the different aggregation methods. Table 1 answers this question.

The noticeable difference occurs for the criterion *self-help*, which took the ranking positions from 7 to 13 over the different methods. Another striking criterion is *current studies*, which obtains ranking positions between 5 and 11. Two less intensive varying criteria were *social support* and *disease pattern* that differed between 5 positions. The further 9 criteria varied between 3 ranking positions, so a relatively stable valuation could be assumed.

Finally, the influence of aggregation method on CR had to be examined. The CR in the scenario of aggregation by geometric mean was markedly lower for AIJ than for AIP (CR AIJ: 0.0045; CR AIP: 0.0490), although only participants with a CR ≤ 0.1 were included for the AIP. By using the median (CR AIJ: 0.0683; CR AIP: 0.0674)

Table 1 Comparison of aggregation methods and weights

	Geometric mean ranking		Median ranking		Mean ranking	
	AIJ	AIP	AIJ	AIP	AIJ	AIP
Med. issues	1	1	1	1	1	1
Research	3	3	5	5	3	3
Current events	6	6	9	6	6	5
Social support	2	2	4	3	7	2
Diagnosis	5	4	2	2	2	4
Treatment	4	5	3	4	4	6
Disease patterns	7	8	6	8	9	11
Current studies	11	10	7	11	5	10
Study results	9	9	8	9	8	8
Registry	13	13	13	12	11	13
Law counseling	10	12	10	13	10	12
Psychosocial counseling	12	11	11	10	12	9
Self-help	8	7	12	7	13	7

The bold data highlights the results in the following text passage

or mean scenario (CR AIJ: 0.0745; CR AIP: 0.0587), the CRs were similar, but still much higher than the CR from AIJ by geometric mean, as expected.

Sensitivity analysis of AHP results

Usually AHP examine a combination of (sub-)criteria weights resulting in decision alternatives. Thereafter, the sensitivity of alternatives can be analyzed. However, the underlying study does not integrate a hierarchy level with decision outcomes, but only criteria and sub-criteria. Therefore, we looked at the stability of the criteria’s ranking positions. Consequently, we calculated the CIs for each global weight (see Fig. 6). In addition, we show the mean weight of the underlying sample. The CIs distributed over three ranges for global weights. The seven lowest criteria in the figure from *self-help* to *results* showed CIs from approximately 0.03 to 0.14, and the CIs were rather small, particularly *social support*. Then, the criteria of *current studies*, *research*, *disease patterns*, *therapy*, and *diagnosis* covered a CI from approximately 0.11 to 0.30. A markedly higher CI arose for *medical issues* (CI: 0.34–0.49). It could be concluded that within the first two groups, the criteria were likely vulnerable to rank reversal. In contrast, the first rank for *medical issues* was assumed to be robust.

Comparison of methods

In the next section, we wanted to contrast the results of the AHP and the BWS. Table 2 compares the results of the methods. The most important criterion at level two was information about *medical issues* in all three methods, followed by *social support* and *research*. The least important criterion, *current events*, was also equal for AHP and BWS, but for the ranking cards it was also ranked position 3. At level three for *medical issues*, the

most important criterion was *treatment* in the BWS, and *diagnosis* in the AHP. *Disease patterns* took the third position in both cases. The sub-criteria for *research* were ranked as followed for BWS and also AHP: 1) *study results*, 2) *current studies*, 3) *registry*. In the category of *social support*, the most important sub-criterion was *self-help*. The positions 2 and 3 differed between BWS and AHP. In the BWS, the second important sub-criterion was *law counseling*, whereas it was *psychosocial counseling* in the AHP. The ranking cards results showed doubled ranking positions at all levels, particularly when BWS and AHP were indifferent.

Because the ranking cards gave orientation for the AHP in the interviews, we assumed that there was a correlation between their results. Therefore, we did not evaluate the correlations for AHP and ranking. We examined the correlation between AHP and BWS rankings by Kendall’s tau coefficient, for each hierarchical level. We found significant moderate to strong correlation between the two methods in the rankings (see Table 3).

Discussion

In this paper, we focused on methodological aspects of AHP and comparison of methods. The first step was to compare the results for different CR thresholds. Thereby, we considered the weights for including all interviewees with $CR \leq 0.1$ or $CR \leq 0.2$. We found that the mean weights between these two groups did not differ significantly. However, rank reversal could occur if the criteria’s weights are close. For clarification, another phenomenon in AHP is also called “rank reversal”: it occurs when adding or deleting an alternative leads to a shift in the previous alternatives’ ranking order [35, 36]. The latter phenomenon was not investigated in our study.

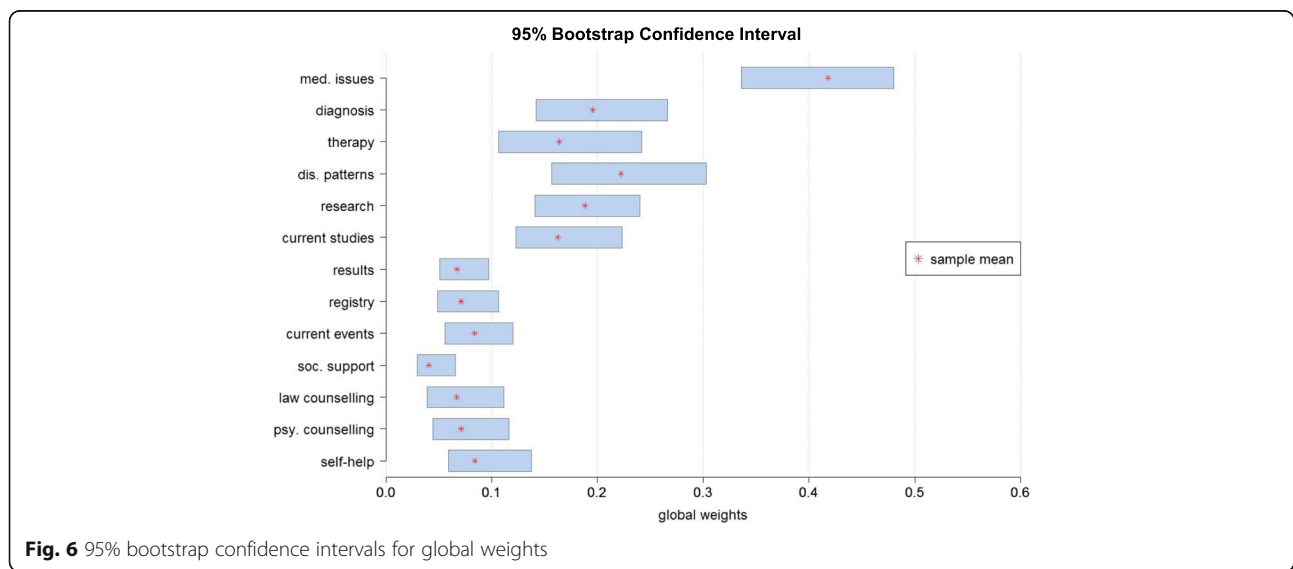


Fig. 6 95% bootstrap confidence intervals for global weights

Table 2 Comparison of BWS, AHP, and ranking cards

Criteria	BWS values	AHP local weights	BWS ranking	AHP ranking	Ranking cards ^a
Med. issues	1.000	0.368	1	1	1
Research	0.322	0.152	3	3	3
Current events	0.000	0.117	4	4	3
Social support	0.372	0.158	2	2	2
Diagnosis	0.855	0.354	2	1	1
Treatment	1.000	0.342	1	2	1
Dis. patterns	0.000	0.142	3	3	2
Current studies	0.279	0.304	2	2	2
Study results	1.000	0.339	1	1	1
Registry	0.000	0.184	3	3	2
Law counseling	0.421	0.213	2	3	2
Psyc. counseling	0.000	0.220	3	2	2
Self-help	1.000	0.363	1	1	1

^aEqual ranking for multiple criteria permitted

The second step was to compare different aggregation methods. Therefore, we calculated the geometric means of the AIJ method (scenario 1) as well as the AIP method (scenario 2). The first difference was the number of participants that were included with a $CR \leq 0.1$. In the first scenario, we included 31 participants, and in the second scenario, we had to exclude 9 participants because they showed $CRs > 0.1$. In the first scenario, we had a CR of 0.004 for the second level calculated after aggregating the judgments. In the second scenario, the CR at the second level was 0.05, and thus higher than in scenario 1, although the participants with $CRs > 0.1$ were excluded from the final CR calculation. The results received from scenario 1 showed almost the same weights compared to the results from scenario 2. Besides, the criteria's rankings differed between the scenarios, due to short distances between the weights. The AIJ method implies that the group decides as a new individual whereas the AIP method is based on the assumption that each individual decides on her or his own and the resulting decisions are aggregated [21]. Therefore, the aggregating method should depend on whether the sample is seen as one unit or a group of individuals. Forman et al. (1998) argued that for AIJ the geometric mean must be used because otherwise two social choice theory axioms (Pareto optimality and homogeneity) are not

satisfied [21, 37]. The Pareto optimality axiom describes that the most frequently preferred alternative in the individual decisions must be the preferred one in the group decision. The homogeneity axiom states that the ratio between the criteria weights is the same for individual and aggregated group judgments. Our study supported Forman's demand as we saw violations of the Pareto axiom in Table 1, but not for the most preferred criterion. The homogeneity axiom was not investigated in our study. In future AHP studies, following Forman et al. (1998) and Saaty (2008) the geometric mean should be used in AIJ method.

In the third step, we opposed the criteria's rankings received from aggregated weights and judgments by geometric mean, median, and mean. Here, the ranking positions showed deviating results and rank reversals. These aspects should be considered when results derived by different aggregation methods in studies are compared.

As no sensitivity analysis is suggested for AHPs that do not include alternatives, we tried to find an appropriate one. The aim of sensitivity analysis in AHP is to find instable criteria that could cause rank reversal. Therefore, we illustrated the 95%-CIs for all criteria. Where CIs overlap because of similar weights, the risk for rank reversal increased.

Finally, we evaluated the criteria's rankings for the different methods (AHP, BWS, ranking cards). However, we could not compare the weights from AHP with the weights from the BWS, because they use different scales. Therefore, only the rankings could be compared between the methods. Here, we found moderate to strong correlations between the AHP and BWS.

Correlated results between the methods were similarly reported by prior studies. Pignone et al. (2012) investigated differences in value elicitation with CA, rating,

Table 3 Correlation between AHP ranking and BWS ranking for each level

	Kendalls tau	p-value
Level two	0.585	<0.001
Level three a	0.543	<0.001
Level three b	0.613	<0.001
Level three c	0.668	<0.001

and ranking tasks [38]. They concluded that the CA produced different values compared with ranking and rating, but the latter two led to similar results. Van Til et al. analyzed the differences between pairwise comparisons, BWS, five point rating scales, point allocation and ranking [39]. There were no differences between the methods at group level; however, differences occurred at the individual level and the largest differences were between pairwise comparisons and the five point rating scale. The correlation between the methods for individual weights was moderate. Furthermore, the order of the methods shown in the questionnaire influenced the weights. We did not examine this aspect in our study, because we had a small sample, and could not expect significant results regarding this question. Therefore, the order of tasks could also influence the results.

A major problem was the inconsistent response behavior of the participants in the AHP. Our sample consisted of patients with different rare diseases. The diverse clinical pictures and disease stages could have led to different priorities in the evaluation of the information criteria. Although in our study the participants used ranking cards for assistance during the AHP, the CRs were not all below the defined threshold. This phenomenon raised the question, whether the AHP method was not applicable in certain participant groups or in a heterogeneous sample. Therefore, future research projects should investigate the requirements for their participants, because this could bias the results. Further studies should also examine whether the aggregation of judgments always leads to higher values than the aggregation of weights, as detected in our study.

Another aspect was the small number of participants. Although we neglected this aspect in our study, the number of participants could also be an influencing factor of the results. Recent literature suggests that AHP is particularly useful for small groups, because priorities can be calculated for each participant [40]. As we used the sample from the main study, a larger proportion of women was included. Nevertheless, by aggregating the individual judgments or weights the researcher gave a statement for a (heterogeneous) group. Thus, we should present the results from the AHP under the restriction of their study population. The results were representative for this study population only.

Conclusion

In the AHP method, the number of patients is influenced by the CR aggregation method and the threshold of the CR, which could bias the results. Therefore, it is important to establish guidelines and investigate the differences for each study as also mentioned by Schmidt (2015) [7]. The comparison between the different methods (AHP, BWS, ranking tasks) resulted in similar outcomes.

The AHP seemed to be a challenge for some participants. Reasons could be the unusual scale and the need for consistency over several questions. However, we could not identify special groups because our sample was too small and homogenous. The BWS also forced the participants to make decisions. However, here only the best and worst decision had to be made. Therefore, the cognitive burden is reduced compared to other methods, for example, the DCE [41]. The researcher should consider the trade-off between methods that are easy to understand, and the method's gain of information as well as the method's theoretical basis. In addition, the sensitivity of each method should be calculated for each research question. In sum, the choice of method depends on the trade-off between the burden for participants and possibilities for analyses. Consequently, the method should be chosen according to the characteristics of the study sample and the aim of the study.

Additional files

Additional file 1: Description of the AHP criteria. (DOCX 15 kb)

Additional file 2: Aggregation level and different means. (DOCX 13 kb)

Abbreviations

AHP: Analytic Hierarchy Process; AIJ: Aggregation by individual judgment; AIP: Aggregation by individual priority; BWS: Best-worst-scaling; CA: Conjoint analyses; CI: Confidence interval; CR: Consistency ratio; DCE: Discrete choice experiment; IQWiG: Institute for Quality and Efficiency in Health Care; MW: Median weight; SD: Standard deviation; W: Weight; ZIPSE: Zentrales Informationsportal über seltene Erkrankungen (English: central information portal about rare diseases)

Acknowledgements

The publication of this article was funded by the Open Access fund of Leibniz Universität Hannover.

Authors' contributions

KS carried out the analyses and drafted the manuscript. AB recruited and interviewed the participants and participated in finalizing the manuscript. FP, KD, and JMS supported the study conduct and revised the manuscript. All authors read and approved the final manuscript.

Competing interests

The authors declare that they have no competing interests.

Author details

¹Center for Health Economics Research Hannover (CHERH), Leibniz University of Hannover, Otto-Brenner-Str. 1, D-30159 Hanover, Germany. ²Biomedical Research in Endstage and Obstructive Lung Disease Hannover (BREATH), Member of the German Center for Lung Research (DZL), Hanover, Germany.

Received: 13 June 2016 Accepted: 25 October 2016

Published online: 14 November 2016

References

1. Robert Koch-Institut (ed.). Bürger- und Patientenorientierung im Gesundheitswesen [Internet]. Berlin. 2006. Available from: https://www.rki.de/DE/Content/Gesundheitsmonitoring/Gesundheitsberichterstattung/GBEDownloadsT/buergerorientierung.pdf?__blob=publicationFile. Accessed 25 Apr 2016.

2. Caocci G, Voso MT, Angelucci E, et al. Accuracy of physician assessment of treatment preferences and health status in elderly patients with higher-risk myelodysplastic syndromes. *Leuk Res*. 2015;39(8):859–65.
3. Hageman MG, Kinaci A, Ju K, et al. Carpal Tunnel Syndrome: Assessment of Surgeon and Patient Preferences and Priorities for Decision-Making. *J Hand Surg*. 2014;39(9):1799–1804.e1.
4. Bruera E, Sweeney C, Calder K, et al. Patient preferences versus physician perceptions of treatment decisions in cancer care. *J Clin Oncol Off J Am Soc Clin Oncol*. 2001;19(11):2883–5.
5. Hummel MJM, Volz F, van Manen JG, et al. Using the analytic hierarchy process to elicit patient preferences: prioritizing multiple outcome measures of antidepressant drug treatment. *Patient*. 2012;5(4):225–37.
6. Danner M, Hummel JM, Volz F, et al. Integrating patients' views into health technology assessment: Analytic hierarchy process (AHP) as a method to elicit patient preferences. *Int J Technol Assess Health Care*. 2011;27(4):369–75.
7. Schmidt K, Aumann I, Hollander I, et al. Applying the Analytic Hierarchy Process in healthcare research: A systematic literature review and evaluation of reporting. *BMC Med Inform Decis Mak*. 2015;15(1):497.
8. Ijzerman MJ, van Til JA, Snoek GJ. Comparison of two multi-criteria decision techniques for eliciting treatment preferences in people with neurological disorders. *Patient*. 2008;1(4):265–72.
9. Benaim C, Perennou D-A, Pelissier J-Y, Daures J-P. Using an analytical hierarchy process (AHP) for weighting items of a measurement scale: a pilot study. *Rev Epidemiol Sante Publique*. 2010;58(1):59–63.
10. Neidhardt K, Wasmuth T, Schmid A. Die Gewichtung multipler patientenrelevanter Endpunkte, Ein methodischer Vergleich von Conjoint Analyse und Analytic Hierarchy Process unter Berücksichtigung des Effizienzgrenzenkonzepts des IQWiG [Internet]. 2012. Available from: http://www.fwi.uni-bayreuth.de/de/download/WP_02-12.pdf. Accessed Aug 4 2015.
11. Ijzerman MJ, van Til JA, Bridges JFP. A comparison of analytic hierarchy process and conjoint analysis methods in assessing treatment alternatives for stroke rehabilitation. *Patient*. 2012;5(1):45–56.
12. Whitty JA, Walker R, Golenko X, et al. A Think Aloud Study Comparing the Validity and Acceptability of Discrete Choice and Best Worst Scaling Methods. *PLoS ONE*. 2014;9(4):e90635.
13. Whitty JA, Ratcliffe J, Chen G, Scuffham PA. Australian Public Preferences for the Funding of New Health Technologies: A Comparison of Discrete Choice and Profile Case Best-Worst Scaling Methods. *Med Decis Mak*. 2014;34(5):638–54.
14. Xie F, Pullenayegum E, Gaebel K, et al. Eliciting preferences to the EQ-5D-5 L health states: discrete choice experiment or multiprofile case of best-worst scaling? *Eur J Health Econ*. 2014;15(3):281–8.
15. Potoglou D, Burge P, Flynn T, et al. Best-worst scaling vs. discrete choice experiments: An empirical comparison using social care data. *Soc Sci Med*. 2011;72(10):1717–27.
16. Severin F, Schmidtke J, Mühlbacher A, Rogowski WH. Eliciting preferences for priority setting in genetic testing: a pilot study comparing best-worst scaling and discrete-choice experiments. *Eur J Hum Genet*. 2013;21(11):1202–8.
17. Mühlbacher AC, Kaczynski A. The Expert Perspective in Treatment of Functional Gastrointestinal Conditions: A Multi-Criteria Decision Analysis Using AHP and BWS. *J Multi-Criteria Decis Anal*. 2016;23(3-4):112-125.
18. Mühlbacher AC, Bethge S, Kaczynski A, Juhnke C. Objective Criteria in the Medicinal Therapy for Type II Diabetes: An Analysis of the Patients' Perspective with Analytic Hierarchy Process and Best-Worst Scaling [Zielkriterien der medikamentösen Therapie des Diabetes Typ II: Eine Analyse der Patientenperspektive mit Analytic Hierarchy Process und Best-Worst Scaling]. *Gesundheitswesen*. 2016;78(5):326–36.
19. Litzkendorf S, Babac A, Rosenfeldt D, Schauer F, Hartz T, et al. Information Needs of People with Rare Diseases - What Information Do Patients and their Relatives Require? *J Rare Dis Diagn Ther*. 2016;2(2):40.
20. Dolan JG. Multi-criteria clinical decision support: A primer on the use of multiple criteria decision making methods to promote evidence-based, patient-centered healthcare. *The Patient*. 2010;3(4):229–48.
21. Forman E, Peniwati K. Aggregating individual judgments and priorities with the analytic hierarchy process. *Eur J Oper Res*. 1998;108(1):165–9.
22. Dolan JG, Isselhardt BJ, Cappuccio JD. The analytic hierarchy process in medical decision making: a tutorial. *Med Decis Making*. 1989;9(1):40–50.
23. Dolan JG. Medical decision making using the analytic hierarchy process: choice of initial antimicrobial therapy for acute pyelonephritis. *Med Decis Making*. 1989;9(1):51–6.
24. Saaty TL. Modeling unstructured decision problems. The theory of analytical hierarchies. *Math Comput Simul*. 1978;20(3):147–58.
25. Dolan JG. Shared decision-making – transferring research into practice: The Analytic Hierarchy Process (AHP). *Patient Educ Couns*. 2008;73(3):418–25.
26. Saaty TL. Decision making with the analytic hierarchy process. *Int J Services Sciences*. 2008;1(1):83–98.
27. Saaty RW. The analytic hierarchy process—what it is and how it is used. *Math Model*. 1987;9(3-5):161–76.
28. Colquhoun D. Lectures on biostatistics, An introduction to statistics with applications in biology and medicine. Oxford: Clarendon Press; op. 1971. XVIII, 425 str. ISBN: 978-0198541196.
29. DiCiccio TJ, Efron B. Bootstrap Confidence Intervals. *Stat Sci [Internet]*. 1996; 11(3):189–212. Available from: <http://www.jstor.org/stable/2246110>.
30. Lee PH, Yu, Philip L. H. Probability Models for Ranking Data [Internet]. 2014. Available from: <http://cran.r-project.org/web/packages/pmr/index.html>. Accessed 4 Feb 2015.
31. Flynn TN, Louviere JJ, Peters TJ, Coast J. Estimating preferences for a dermatology consultation using Best-Worst Scaling: Comparison of various methods of analysis. *BMC Med Res Methodol*. 2008;8(1):76.
32. Ali S, Ronaldson S. Ordinal preference elicitation methods in health economics and health services research: using discrete choice experiments and ranking methods. *Br Med Bull*. 2012;103(1):21–44.
33. Benninghaus H. Deskriptive Statistik, Eine Einführung für Sozialwissenschaftler. 11th ed. Wiesbaden: VS, Verl. für Sozialwiss; 2007. p. 285S. Studienskripten zur Soziologie. ISBN 9783531146072.
34. Ishizaka A, Labib A. Review of the main developments in the analytic hierarchy process. *Expert Systems with Applications*. 2011;38(11):14336-45.
35. Wang Y-M, Luo Y. On rank reversal in decision analysis. *Math Comput Model*. 2009;49(5-6):1221–9.
36. Belton V, Gear T. On a short-coming of Saaty's method of analytic hierarchies. *Omega*. 1983;11(3):228–30.
37. Ramanathan R, Ganesh LS. Group preference aggregation methods employed in AHP, An evaluation and an intrinsic process for deriving members' weightages. *Eur J Oper Res*. 1994;79(2):249–65.
38. Pignone MP, Brenner AT, Hawley S, et al. Conjoint Analysis Versus Rating and Ranking for Values Elicitation and Clarification in Colorectal Cancer Screening. *J Gen Intern Med*. 2012;27(1):45–50.
39. van Til J, Groothuis-Oudshoorn C, Lieferink M, et al. Does technique matter, a pilot study exploring weighting techniques for a multi-criteria decision support framework. *Cost Eff Resour Alloc*. 2014;12(1):22.
40. Mühlbacher AC, Kaczynski A. Der Analytic Hierarchy Process (AHP): Eine Methode zur Entscheidungsunterstützung im Gesundheitswesen. *PharmacoEcon Ger Res Artic*. 2013;11(2):119–32.
41. Flynn TN, Louviere JJ, Peters TJ, Coast J. Best-worst scaling: What it can do for health care research and how to do it. *J Health Econ*. 2007;26(1):171–89.

Submit your manuscript to a SpringerOpen[®] journal and benefit from:

- Convenient online submission
- Rigorous peer review
- Immediate publication on acceptance
- Open access: articles freely available online
- High visibility within the field
- Retaining the copyright to your article

Submit your next manuscript at ► springeropen.com

Modul 7

Rare Cancers–Rarity as a cost and value argument

Von der Schulenburg, Johann-Matthias

Pauer, Frédéric

Journal of Cancer Policy 2017; 11: 54–59

DOI: [10.1016/j.jcpo.2016.09.004](https://doi.org/10.1016/j.jcpo.2016.09.004)

1 **Rare cancers—Rarity as a cost and value argument**

2 J.-Matthias Graf von der Schulenburg, Frédéric Pauer

3 Center for Health Economics Research Hannover (CHERH), Leibniz University Hannover, Hannover, Germany

4 **Abstract**

5 Here is a paradox in medicine: rare diseases are unusual, but developing a rare disease is quite frequent. This is
6 also true for rare forms of cancer. Almost every 20th person in the world suffers from a rare disease, and about
7 one quarter of all new diagnosed cancers belong to rare cancers. The downside of rare diseases for patients is the
8 difficulty to find the right institution for their treatment, for health care payers it is the costly treatments, and for
9 medical professionals their limited knowledge if they are not specialized in the disease in question. On the other
10 hand, the upside for clinical researchers is that rare diseases are beneficial for their scientific careers, as many
11 clinical and scientific questions are still open. The advantages for the pharmaceutical industry are the premium
12 prices, the special governmental programs to stimulate research, and achieving a dominant position in a small
13 market. To sum up, rare cancers are important for all stakeholders in medical care and deserve more attention
14 from public health research.

15 **Rare diseases are quite frequent**

16 About 7000–8000 of the 30,000 known diseases are rare diseases, also commonly known as orphan diseases [1].
17 The European Union (EU) defines a rare disease as having a prevalence of less than 500 cases per million people
18 [2]. In contrast, rare diseases in other countries are defined through different prevalence rates: e.g., in United
19 States (US) 750, in Japan 400, and in Australia 120 patients per million people [3].

20 It seems paradoxical that, while the patient population for each rare condition is small, the aggregate population
21 of people living with a rare disease is large. Moreover, many people living with a rare disease do not know that
22 they are ill, or they search unsuccessfully for a diagnosis or therapy. The prevalence of all rare diseases is
23 approximately 5%, with about 400 million rare disease patients worldwide. In the EU, 27–36 million people
24 suffer from rare diseases. In the US, where there are approximately 25 million citizens with rare diseases, the
25 estimated prevalence is similar to that in the EU [4]. In Germany alone, approximately 4 million patients suffer
26 from a rare disease [5]. This generates a paradox of rarity: suffering from a rare disease is actually quite
27 common.

28 One of the most common and well-known rare diseases is cystic fibrosis (CF) or mucoviscidosis. CF has a
29 prevalence of 500 in a million in Europe and is a complex lifelong chronic disease caused by genetic mutations.
30 Like in CF, in 80% of rare diseases, a gene defect causes the condition. In most cases, CF affects multiple organ
31 systems. The average life expectancy for patients with CF has increased from only a few months in the 1950s to
32 30–50 years nowadays. In Germany, there are about 8000 patients living with diagnosed CF. In contrast to CF,
33 ribose-5-phosphate isomerase deficiency is the rarest disease in the world, with only one known case. Therefore,
34 researchers need to be cautious when formulating general statements on rare diseases.

35 Clinical research has developed very effective treatments for many rare diseases in recent years. However, many
36 of these are quite costly. For instance, the lifetime costs of treating a patient with type 1 Gaucher’s disease in a
37 Dutch setting is 5,716,473 Euro [6]. For many other diseases, a symptomatic or no treatment is available.

38 In contrast to rare diseases in general, the definition of rare cancers is based on incidence instead of prevalence
39 because prevalence can be a misleading indicator of rarity for disorders that occur infrequently. In the EU,
40 cancers are commonly classed as rare when they have an incidence of ≤ 60 per million people per year [7].
41 However, the US National Cancer Institute defines rare cancers as having an incidence rate of 150 per million
42 people per year. About 22–27% of all diagnosed cancers are rare (22% of all annual cancer diagnosis in the EU
43 [7]), and they cause about one quarter of all deaths by cancer [8–10]. Similar to rare diseases in general, it is
44 useful to distinguish between “frequent rare cancers” such as stomach, head, and neck cancer and “rare rare

45 cancers” such as eye cancer. Clinical research has developed individualized medical concepts to treat rare
46 carcinoids. However, these concepts lead to high, and in some cases very high, treatment costs for patients.
47 Moreover, personalized medicine and increasingly sophisticated molecular pathology lead to new challenges for
48 developing and price setting of orphan products.

49 In this paper, we discuss the public health and economic challenges posed by rare diseases. We also draw
50 attention to the specific challenges that rare forms of cancer present for health care systems and clinical and
51 public health research, and in particular the assessment of value for innovative treatments for rare cancers, and
52 the role of precision medicine and targeted therapies.

53 **2. Rare diseases from an economic point of view**

54 In the well-known article “The Voluntary Exchange Theory of Public Economy” [11], published in 1939 by
55 Richard Musgrave, the responsibilities of a government are structured into three major “branches”: the
56 stabilization of the economy, (re)distribution, and achievement of an efficient allocation of resources. This
57 conceptual division of the responsibilities of governments can also be transferred to health care systems. From an
58 economic viewpoint, we can identify three major tasks for health care systems. Firstly, high-quality health care
59 has to be provided consistently and appropriately to all patients in a country (stabilization). Consequently, people
60 should not face disadvantages in the health care system because of the rarity of their diseases; more precisely, all
61 patients should have equal access to health care facilities. The system should prioritize those who have the
62 largest needs, and accordingly, the financing scheme of the health care system should pursue society’ equity
63 values (distribution). Health services should function effectively, and the health care system should use the
64 scarce resources efficiently in order to maximize the wellbeing of patients (allocation). These are precisely the
65 economic challenges of health policy in all countries, and they apply to the treatment of rare diseases
66 in particular.

67 **3. Challenges for the health care system posed by** 68 **rare diseases in general**

69 Rare diseases pose a number of challenges for health care systems. From a dual economic and organizational
70 point of view, the following six issues can be formulated:

71 1. In many cases, the diagnosis of rare diseases is very difficult due to their rarity and heterogeneity.
72 The majority of physicians have little or no experience with these disorders, e.g. rare childhood or rare eye
73 cancer. Educational efforts and better information systems can help both physicians be more sensitive towards

74 rare diseases and patients to reduce their time-consuming odyssey through the health care system. Patients often
75 get neither the correct treatment nor a name for their illness. An accelerated and improved diagnosis through the
76 use of novel diagnostic technologies based on genome sequencing methods could reduce health-related suffering
77 and the underuse and misuse of healthcare resources. However, at this time, genome sequencing is very costly.

78 2. Because the number of rare disease patients is small, the question is how to organize appropriate care
79 for these patients. Specifically, the health care system needs to create specialized outpatient care units. These
80 centers should have close contact with medical universities to incorporate the recent innovations into the
81 treatment of patients with rare diseases.

82 3. The distribution of specialized centers has to be decided by health care payers. They should consider
83 whether the implementation of a few centers in each country or large region, or even only one center, is more
84 suitable to serve rare disease patients. The EU has developed criteria to establish European Reference Networks
85 (ERN) for rare diseases. The legal framework for creating a system of ERN was established with EU Article 12
86 of Directive 2011/24/EU [12]. To ensure the efficiency of health systems and access to high-quality health care,
87 these networks should be able to collaborate, coordinate, and share their knowledge across borders. However, up
88 to now, evidence regarding the efficiency and validation of organization models for complex networks such as
89 ERN is missing. Furthermore, cross-border financing for ERN is challenging.

90 4. In many cases, the treatment of rare diseases is extremely costly. The cost of orphan drugs alone
91 absorbs a significant and growing part of health care budgets due to the increasing number of declared orphan
92 drugs with high prices. The budget impact of orphan drugs in Sweden and France was analyzed by British
93 researchers using a dynamic forecasting model [13]. In 2013, orphan drugs amounted to 2.7% of the total drug
94 expenditures in Sweden and 3.2% in France. By 2020, these costs are expected to reach 4.1% in Sweden and
95 4.9% in France [13]. Society in general and health care payers in particular need to decide howmuch they are
96 willing to pay for the treatment of rare diseases. A macroeconomic allocation dilemma has resulted from having
97 limited resources: if society's spending on the treatment of rare diseases increases, the resources for the
98 treatment of more common diseases need to decrease.

99 5. Without special regulations and incentives, pharmaceutical companies will spend less money on the
100 research and development of drugs used in the treatment of patients with rare diseases. This is due to the small
101 market for these highly specialized drugs, given the low number of patients in comparison to broader indications,
102 such as asthma, chronic obstructive pulmonary disease (COPD), diabetes, hypertension, coronary heart disease
103 (CHD), depression, and dementia [14]. National and supranational organizations have imposed incentive
104 schemes to stimulate research on the treatment of rare diseases. Since 2003, the European Commission, for

105 instance, has approved 111 drugs as orphan drugs (including 6 anti-cancer drugs) in the EU [15]. These drugs go
106 through a facilitated registration process. In general, after the licensing of a new drug, a health care payers'
107 organization or a public institution decide on its pricing and reimbursement. This "fourth hurdle" has been
108 imposed by many countries in the last years (Australia in 1987, Canada in 1994, and England in 1999). In 2011,
109 Germany introduced its fourth hurdle with the Act on the Reform of the Market for Medical Products (AMNOG)
110 in relation to price regulation. In all of these regulations for pricing and reimbursement, orphan drugs have a
111 special status. For instance, in Germany, drugs with a market turnover of less than 50 million euros receive
112 orphan drug status; therefore, companies can negotiate premium benefits with the Federal Association of
113 Sickness Funds (e.g. companies do not have to provide an approval of additional benefit of the orphan drug).

114 6. The special status of orphan drugs has had an effect, and currently, pharmaceutical companies
115 allocate 40% of their spending in biomedical research to research and development of cancer drugs [16] to treat,
116 in many instances, cancers classed as rare diseases. The authors of a study for the German Federal Ministry of
117 Health forecasted that the authorities would approve 30 to 50 new cancer drugs in Europe within the following
118 five to seven years [17]. Moreover, pharmaceutical companies need incentives to conduct 'salami slicing'.
119 Thereby, cancer indications are divided into smaller orphan sections, which are often based on genetic
120 discrepancies of the tumor, so that pharmaceutical companies can use the benefits of the orphan drug legislation.
121 A discussion is needed on whether this poses perverse incentives or not. For instance, in the US, launch prices of
122 anti cancer rdrugs increased substantially over time. On the one hand, it seems that the low number of persons
123 that suffer from a certain disease is an argument for a higher rate. On the other hand, value-based pricing or
124 clinical benefit concepts can set a more output-oriented incentive: The higher the additional value of the new
125 drug compared to the second best alternative, the higher the sale price. Particular for orphan drugs, there is often
126 no (second best) alternative treatment available, which makes the pricessetting process difficult. However, the
127 concept of value-based pricing does not take into account the cost for the supplier to develop and market a
128 product, which are normally higher for orphan drugs than for common drugs. Otherwise, high prices may just
129 reflect the perverse incentives explained by the power of some stakeholders in the process of allocating public
130 expenditures. In the context of molecular diagnostics and targeted therapies, which may lead to a situation when
131 all diseases are rare diseases, this difficult discussion will become even more important.

132 In summary, research and heath care organization for rare diseases have been strongly debated topics among all
133 stakeholders. For instance, many actions in the past few years aimed at improving the treatment of patients with
134 rare diseases were initiated by the EU, such as a concerted action plan known as EUROPLAN (European Project
135 for Rare Diseases National Plans Development). Additionally, an expert commission for rare diseases named

136 EUCERD (European Union Committee of Experts on Rare Diseases) has been founded, which provides advice
137 to the European Commission and assists the Commission in international cooperation's. Overall, in the EU the
138 implementation and initiation of national concerted action plans has been conducted in all member states. In the
139 USA, an Orphan Drug Act was imposed, which covers both rare and non-rare diseases "for which there is no
140 reasonable expectation that the cost of developing and making available in the United States a drug for such
141 disease or condition will be recovered from sales in the United States of such drug" [18]. For several years, there
142 has been an ongoing debate on orphan drug policies and their reimbursement [9,14,19,20], [21]. Nonetheless, the
143 global issue remains: what are the costs and benefits of worldwide activities ushered in to increase the awareness
144 of rare diseases and to provide incentives to increase spending on research and development of treatments for
145 these patients?

146 **4. Challenges for the health care system posed by rare** 147 **cancers**

148 In addition to the above challenges presented by rare diseases in general, rare cancers pose additional challenges
149 for the health care system.

150 1. Rare cancers are difficult to study due to the low patient numbers, poor diagnostic precision, and
151 therapeutic mismanagement [8,22]. If available, historical and non-controlled studies are the basis for many of
152 the standard treatments for rare cancers [23]. Hence, scientific societies and research networks in the area of rare
153 cancers are essential for the development of new clinical and healthcare research in this field. With a particular
154 focus on the progress of molecular biology and the increasing division of rare cancers into even rarer subgroups,
155 international and intercontinental collaborations are necessary in order to conduct large trials in a subset of rare
156 cancers. Extensive research is needed in the area of healthcare and therapy for rare cancers, as well as research in
157 diagnostic accuracy, which presents challenges. Nevertheless, for all implemented specialized structures a long-
158 term financial solution has to be ensured, as financial uncertainties can lead to an inhibition in the expansion of
159 healthcare services.

160 2. The introduction of molecular techniques and genomic analysis as a diagnostic approach has led to
161 the discovery of cancer variants. In the pre-molecular era, these variants may have represented a subset of a more
162 common cancer. However, in the molecular, genomic, and post-genomic era these variants may represent several
163 rare cancer subtypes. Taken to its extreme, this classification shift will be the basis for personalized
164 medicine[24]. Although the technological opportunities for large-scale genotyping and the discovery of rare
165 variants are available, cost constraints exist and inhibit a more substantial expansion of these methods [25]. To

166 treat every variant of rare cancer as a singular clinical entity, new, non-conventional study designs and research
167 methods might be necessary to enable at least some low-level evidence-based health care [26]. From a health
168 economic viewpoint, there is a tradeoff between the very high costs of personalized medicine, as well as the high
169 costs of the development of subtype-specific drugs, and the availability of effective treatment options for small
170 subgroups of rare cancers.

171 3. Reference networks and specialized care units can help to improve the management of patients and
172 quality of care in the field of rare cancers. Knowledge among physicians about treatment options and
173 management of rare cancers is often very limited [8]. As suggested earlier in relation to healthcare for rare
174 diseases, health care systems need to create reference centers and specialized care units for rare cancers to avoid
175 therapeutic mismanagement, delays in diagnostic due to poor diagnostic precision, and difficulties in accessing
176 information [23]. Reference networks improve the access to clinical trials for patients with rare cancers, and
177 enable the gathering of exhaustive data about small populations [8], [23]. Nonetheless, specialized health care
178 structures need sufficient financial resources.

179 4. Biobanks and registries for rare cancers are crucial for medical research. Population-based registries
180 provide fundamental data on incidence, prevalence, and survival rates of rare cancers [7]. The development of
181 new treatment options in rare cancers has increased considerably through medical research using biobanks. Both
182 registries and biobanks, however, need to consider data protection aspects and ethical principles [27]. Registries
183 and biobanks are especially important for medical research in rare pediatric cancers. In developed countries,
184 pediatric cancer is still the primary cause of death by disease among children [28]. Particularly for rare pediatric
185 cancers, medical advances and research using biobanks and registers can increase the chance of cure.

186 5. New research methods are needed because of the increasing stratification of cancers. Conventional,
187 powerful trial designs, like a hypothesis-testing randomized controlled trial with treatment comparisons, require
188 large numbers of patients, and for many rare cancers, such quality evidence is not available. The existing
189 evidence consists mainly of retrospective case series and case reports [26], [29]. For small study populations,
190 Bayesian-design trials may help generate some evidence. Additionally, clinical studies should incorporate
191 quality of life as an outcome measure and patients preferences as an endpoint [27]. To ensure that patients with
192 rare cancers receive appropriate healthcare, research has to develop new, pragmatic, efficient, and economical
193 treatment options.

194 6. The development of new drugs for rare cancer faces several challenges and needs. Substantial
195 evidence and safety approval is needed for all drugs, irrespective of their indication's rarity. For rare indications,
196 all available data should be used in order to establish the efficacy of an intervention, which can be achieved

197 through formal collaborations among reference centers [27],[30]. However, incentives for the development of
198 orphan drugs by pharmaceutical companies are also necessary. Additionally, drug repositioning can be an
199 efficient approach to drug discovery for rare cancers [31].

200 A comprehensive and overall task for all stakeholders is the generation of evidence-based information about rare
201 cancers. RARECARE is a scientific research program on rare cancers in Europe to estimate the burden of rare
202 cancers in Europe and to improve the quality of the data on rare cancers [32]. Society's goal is to ensure that
203 patients with rare cancers do not face disadvantages in the health care system. Still, because of the rarity and
204 heterogeneity of these diseases, healthcare costs can be extremely high [33].

205 **5. Challenges for orphan drugs' price setting**

206 A highly debated question is, if prices for innovative drugs to treat rare cancer patients are too high or too low. If
207 prices are too high, payers pay too much relatively to other health services and give an incentive to
208 pharmaceutical industry to spend too much for research and development (R&D). If reimbursement prices are
209 too low, there are no incentives to develop drugs for the treatment of patient with rare diseases.

210 Prices in general have different functions, among others an allocative and a distributional function. Prices on a
211 "normal market" reflect the consumer's willingness to pay, the production cost of the suppliers, the scarcity of
212 the goods and the market structure, e.g. the number of suppliers and consumers and the form of competition
213 (monopoly, oligopoly etc.). In reality, "normal markets" are rare. Modern economies show more of the "the
214 winner gets all" markets. That means, the leading supplier can realize an extraordinary profit, while others do not
215 receive a sufficient market share to survive in the long run. Typical "the winner gets all" markets are markets of
216 the new economy and social media networks (e.g. Facebook, Google).

217 The market for health services is distorted by third party payers and supplier induced demands: The patient is the
218 consumer, but doesn't pay and doesn't decide, the doctor decides the drug consumption, but does not pay either,
219 and the health insurance pays without being the consumer nor the decision maker. This threefold segmented
220 consumer side leads to the necessity that health insurers have to determine an appropriate price schedule for
221 innovative drugs for rare cancer treatment, which gives enough incentives to the pharmaceutical industry to
222 invest in R&D. However, these incentives should not be so strong, that R&D on rare disease drugs are not
223 profitably any more. On the other hand, prices should be "fair", e.g. should lead to acceptable profit margins.

224 Different concepts are used in industrialized countries to solve these challenges. For instance, the National
225 Health System (NHS) has used a concept of profit control for pharmaceutical companies. Through this the cost
226 of the pharmaceutical suppliers were taken into account. Later on the NHS was one of the first health care

227 systems which switched to a value based pricing concept. Other countries, like Germany, apply clinical benefit
228 concepts, such as the comparative effectiveness of a drug, whereby the comparator is the best alternative current
229 therapy. The effectiveness is measured in clinical outcome measures or survival rates. However, orphan drugs
230 (defined with a revenue less than 50 million euros) are excluded from this process in Germany. That is why
231 prices are the result of negotiations between the federal association of sickness funds and the pharmaceutical
232 companies. Recently, France has adopted the NHS-approach by measuring the outcome of a therapy from the
233 patient's perspective with the quality adjusted life year (QALY) concept.

234 All concepts have their pro and cons. The pros are that all concepts work and cover some of the aspects, which
235 would play a role in the price setting in "free markets". The cons are that the concepts do not take into account
236 the cost for the supplier to develop and market a product. It also does not consider the consumer's willingness to
237 pay, e.g. patients. If the QALY gain due to a new drug in general (or in comparison to other drugs) is linear
238 correlated with the willingness to pay (or additional willingness to pay) of the patients is an open question.

239 **6. Patient and physicians reported outcomes about rare** 240 **diseases**

241 In a research project for the Federal Government of Germany, we asked patients suffering from rare diseases
242 what factors they considered important for an appropriate treatment of their disease. The competence of the
243 physician was identified as the most important factor, followed by excellent information, and easy access to
244 medical aid. The importance of different health care aspects for patients with rare diseases is shown in Table 1.
245 Surprisingly, it was not important for patients whether the treatment centers were close to their homes or not, as
246 patients, if necessary, can arrange access for treatment outside the country [5].

247 Additionally, the therapy for cancer patients should involve patient preferences. For instance, the Center of
248 Health Economics Research Hannover (CHERH) conducted a study on the preferences of patients with lung and
249 colon cancer in Germany. The authors concluded that the overall survival is the most important attribute of a
250 patient's treatment [34]. A nationwide survey in Korea analyzed the oncologist perspective on rare cancers and
251 identified difficulties in treatment, a lack of guidelines and treatment options, and reimbursement issues for the
252 physicians. Moreover, oncologists showed moderate preferences for high-volume centers and encouragement of
253 off-label treatments [35]. These two examples show that sometimes the preferences of patients and oncologists
254 are different from what might be assumed. In addition, oncologists do not always anticipate patients' preferences
255 correctly.

Table 1: Importance of different health care aspects for patients with rare diseases.

How important are the following aspects of treatment of your disease?						
N = 47	Very important	Important	Neutral	Less important	Unimportant	No information
Close to home healthcare	12,8%	25,5%	36,2%	17,0%	2,1%	6,4%
High level of expertise of the medical direction	85,1%	10,6%	0,0%	0,0%	0,0%	4,3%
Timely appointment	29,8%	46,8%	10,6%	8,5%	0,0%	4,3%
Good cooperation between medical and non-medical caregiver	44,7%	25,5%	17,0%	4,3%	0,0%	8,5%
Good collaboration with family doctor	46,8%	38,3%	6,4%	4,3%	0,0%	4,2%
Unchanging key contacts	40,4%	48,9%	6,4%	0,0%	0,0%	4,3%
Early access to diagnostic tools	42,6%	40,4%	4,3%	4,3%	4,3%	4,1%
Psychological care for patients and relatives	51,1%	34,0%	8,5%	2,1%	0,0%	4,3%
Fast access to new drugs	34,0%	29,8%	17,0%	8,5%	4,3%	6,4%
Availability of specially trained non-medical therapists	42,6%	29,8%	19,1%	2,1%	0,0%	6,4%
Easy access to aid	57,4%	23,4%	6,4%	6,4%	2,1%	4,3%
Information about new treatment options	61,7%	31,9%	2,1%	0,0%	0,0%	4,3%
Information about treatment centers	55,3%	31,9%	2,1%	0,0%	0,0%	10,7%
Access of treatment options outside Germany	12,8%	21,3%	36,2%	12,8%	10,6%	6,3%
Others	0,0%	0,0%	6,4%	0,0%	0,0%	93,6%

257 **7. Conclusion**

258 From an economic viewpoint, health care systems should strive to achieve three goals, which are extremely
259 difficult particularly in relation to rare diseases:

260 a) efficient production of health care

261 b) just distribution of resources

262 c) stable financing.

263 Because the number of patients suffering from rare diseases is large and the treatments are costly, these
264 conditions pose an extraordinary financial and organizational challenge for healthcare payers. Furthermore, the
265 treatment of these patients can be extremely difficult due to the heterogeneity of the diseases; in fact, for many of
266 them, no effective therapy exists. Because of the rarity of these conditions, health care systems need to provide
267 incentives to stimulate research for developing appropriate treatments. However, if unlimited budget resources
268 were to be spent on rare diseases, this would increase the overall health care costs or, due to limited resources,
269 lead to shortcomings in the provision of standard healthcare. The overarching goal is to provide high-quality care
270 and meet patients' needs. A decisive approach can be the development of a network of high-competence centers
271 for patients with rare diseases. Moreover, a critical review of the reimbursement system in healthcare is needed.
272 Furthermore, comprehensive information systems for rare diseases can help both physicians and patients. The
273 lack of high-quality information on the diagnosis and treatment of rare diseases in general, and particularly of
274 rare cancers, is still apparent in many countries. The EU has provided an umbrella regulation to improve the
275 treatment of rare disease patients, whose implementation is an ongoing process.

276 We think that new concepts for defining the prices for drugs for rare diseases in general and rare cancers in
277 particular have to be developed. This is even more needed, if individualized medicine concepts come in place
278 due to the development of genetic testing. The criteria have to be transparent and known ex ante to the suppliers.
279 The prices must be fair and fit with the overall remuneration schedules for health services and goods. Non-public
280 price negotiations between payers and suppliers do not fulfil this requirement. To develop those pricing schemes,
281 science has to develop better concepts to measure patient preferences and benefit. The cost to develop new drugs
282 must be transparent. In addition, we have to understand better the relationship between quality of life, risk and
283 willingness to pay.

284 **Acknowledgements**

285 The author had used no funding to conduct this study or prepare this manuscript. They have no conflicts of
286 interest that are directly relevant to this article.

287 **References**

- 288 [1] Orphanet, About Rare Diseases, 2016, <http://www.orpha.net/consor/cgi-bin/Education>
289 [AboutRareDiseases.php?lng=EN](http://www.orpha.net/consor/cgi-bin/EducationAboutRareDiseases.php?lng=EN), (accessed 24.02.16).
- 290 [2] Regulation (EC) No 141/2000 of the European Parliament and of the Council of 16 December 1999 on
291 orphan medicinal products. [http://ec.europa.eu/health/files/eudralex/vol-1/reg_2000_141_cons-2009-](http://ec.europa.eu/health/files/eudralex/vol-1/reg_2000_141_cons-2009-07/reg_2000_141_cons-2009-07_en.pdf)
292 [07/reg_2000_141_cons-2009-07 en.pdf](http://ec.europa.eu/health/files/eudralex/vol-1/reg_2000_141_cons-2009-07_en.pdf), 2009 (accessed 24.02.16).
- 293 [3] Orphanet, What Is an Orphan Drug? 2014, <http://www.orpha.net/consor/cgi-bin/Education>
294 [AboutOrphanDrugs.php?lng=EN&stapage=ST_EDUCATIONEDUCATION_ABOUTORPHANDRUGS](http://www.orpha.net/consor/cgi-bin/EducationAboutOrphanDrugs.php?lng=EN&stapage=ST_EDUCATIONEDUCATION_ABOUTORPHANDRUGS),
295 (accessed 24.02.16).
- 296 [4] W. Kaplan, V.J. Wirtz, A. Mantel-Teeuwisse, P. Stolk, B. Duthey, R. Laing, Priority Medicines for Europe
297 and the World 2013 Update, 2013, http://www.who.int/medicines/areas/priority_medicines/MasterDocJune28
298 [FINAL_Web.pdf](http://www.who.int/medicines/areas/priority_medicines/MasterDocJune28FINAL_Web.pdf), (accessed 24.02.16).
- 299 [5] D. Eidt, M. Frank, A. Reimann, T.O.F. Wagner, T. Mittendorf, J.M. Schulenburg, Maßnahmen, 2009,
300 [http://www.gesundheitsforschung-bmbf.de/ media/Autorentexte Massnahmen-seltene-Krankheiten 200908.pdf](http://www.gesundheitsforschung-bmbf.de/media/Autorentexte/Massnahmen-seltene-Krankheiten_200908.pdf),
301 (accessed 24.02.16).
- 302 [6] L. van Dussen, M. Biegstraaten, C.E. Hollak, M.G. Dijkgraaf, Cost-effectiveness of enzyme replacement
303 therapy for type 1 Gaucher disease Orphanet J. Rare Dis. 9 (2014) 51.
- 304 [7] G. Gatta, J.M. van der Zwaan, P.G. Casali, S. Siesling, A.P. Dei Tos, I. Kunkler, R. Otter, L. Licitra, S.
305 Mallone, A. Tavilla, A. Trama, R. Capocaccia, RARECARE working group, Rare Cancers are not so rare: The
306 rare cancer burden in Europe, Eur. J. Cancer 47 (2011) 2493–2511.
- 307 [8] G. Gatta, R. Capocaccia, A. Trama, C. Martínez-García, RARECARE working group, The Burden of Rare
308 Cancers in Europe, Adv. Exp. Med. Biol. 686 (2010) 285–303.
- 309 [9] R.T. Greenlee, M.T. Doodman, C.F. Lynch, C.E. Platz, L.A. Havener, H.L. Howe, The occurrence of rare
310 cancers in U.S. adults 1995–2004, Public Health Rep. 125 (2010) 28–43.
- 311 [10] J. Bogaerts, M.R. Sydes, N. Keat, A. McConnell, A. Benson, A. Ho, A. Roth, C. Fortpied, C. Eng, C.
312 Peckitt, C. Coens, C. Pettaway, D. Arnold, E. Hall, E. Marshall, F. Scalfani, H. Hatcher, H. Earl, I. Ray-

313 Coquard, J. Paul, Y.Y. Blay, J. Whelan, K. Panageas, K. Wheatley, K. Harrington, L. Licitra, L. Billingham,
314 M. Hensley, M. McCabe, P.M. Patel, R. Carvajal, R. Wilson, R. Glynn-Jones, R. McWilliams, S. Leyvraz, S.
315 Rao, S. Nicholson, V. Filiaci, A. Negrouk, D. Lacombe, E. Dupont, I. Pauporté, J.J. Welch, K. Law, T. Trimble,
316 M. Seymour, Clinical trial designs for rare diseases: studies developed and discussed by the International Rare
317 Cancers Initiative, *Eur. J. Cancer* 51 (2015) 271–281.

318 [11] R.A. Musgrave, The voluntary exchange theory of public economy, *Q. J. Econ.* 53 (1939) 213–237.

319 [12] Article 12 of Directive 2011/24/EU of the European Parliament and of the Council of 16 March 2011 on the
320 application of patients' rights in cross-border healthcare: Criteria of European Reference Networks
321 (ERN). http://ec.europa.eu/health/cross_border_care/docs/cons_implementation_ernconcept_paper_en.pdf, 2011
322 (accessed 24.02.16).

323 [13] A. Hutchings, C. Schey, R. Dutton, F. Achana, K. Antonov, Estimating the budget impact of orphan drugs
324 in Sweden and France 2013–2020, *Orphanet J. Rare Dis.* 9 (2014) 22.

325 [14] M.F. Drummond, D.A. Wilson, P. Kanavos, P. Ubel, J. Rovira, Assessing the economic challenges posed
326 by orphan drugs, *Int. J. Technol. Assess. Health Care* 23 (2007) 36–42.

327 [15] European Commission, European Commission: Register of Designated Orphan Medicinal Products, 2016,
328 <http://ec.europa.eu/health/documents/community-register/html/alforphreg.htm>, (accessed 24.02.16).

329 [16] D.M. Cutler, Are we finally winning the war on cancer? *J. Econ. Perspect.* 22(2008) 3–26.

330 [17] G. Glaeske, K. Höffken, W.D. Ludwig, M. Schrappe, L. Weißbach, E. Wille, Sicherstellung Einer
331 Effizienten Arzneimittelversorgung in der Onkologie. A Study for the German Federal Ministry of Health, 2010,
332 [http://www.bmg.bund.de/fileadmin/redaktion/pdf_allgemein/Gutachten_Sicherstellung_einereffizienten_Arznei](http://www.bmg.bund.de/fileadmin/redaktion/pdf_allgemein/Gutachten_Sicherstellung_einereffizienten_Arzneimittelversorgung_in_der_Onkologie.pdf)
333 [mittelversorgung_in_der_Onkologie.pdf](http://www.bmg.bund.de/fileadmin/redaktion/pdf_allgemein/Gutachten_Sicherstellung_einereffizienten_Arzneimittelversorgung_in_der_Onkologie.pdf), (accessed 24.02.16).

334 [18] U.S. Orphan Drug Act.
335 [http://www.fda.gov/regulatoryinformation/legislation/significantamendmentstotheofdcact/orphandrugact/default.h](http://www.fda.gov/regulatoryinformation/legislation/significantamendmentstotheofdcact/orphandrugact/default.htm)
336 [tm](http://www.fda.gov/regulatoryinformation/legislation/significantamendmentstotheofdcact/orphandrugact/default.htm), 2016 (accessed 24.02.16).

337 [19] C. McCabe, K. Claxton, A. Tsuchiya, Orphan drugs and the NHS: should we value rarity? *Br. Med. J.* 331
338 (2005) 1016–1019.

339 [20] A. Côte, B. Keating, What is wrong with orphan drug policies, *Value Health* 15(2012) 1185–1191.

340 [21] M.F. Drummond, A. Towse, Orphan drug policies: a suitable case for treatment, *Eur. J. Health Econ.* 15
341 (2014) 335–340.

342 [22] I. Ray-Coquard, P. Thiesse, D. Ranchère-Vince, F. Chauvin, J.Y. Bobin, M.P. Sunyach, J.P. Carret, B.
343 Mongodin, P. Marec-Bérard, T. Philip, J.Y. Blay, Conformity to clinical practice guidelines, multidisciplinary
344 management and outcome of treatment for soft tissue sarcomas, *Ann. Oncol.* 15 (2004) 307–315.

345 [23] J.Y. Blay, J.M. Coindre, F. Ducienetière, I. Ray-Coquard, The value of research collaborations and
346 consortia in rare cancers, *Lancet. Oncol.* 17 (2016) e62–69.

347 [24] N. Boyd, J.E. Dancey, C.B. Gilks, D.G. Huntsman, Rare cancers: a sea of opportunity, *Lancet. Oncol.* 17
348 (2016) e52–e61.

349 [25] W. Bodmer, I. Tomlinson, Rare genetic variants and the risk of cancer, *Cur. Opin. Genet. Dev.* 20 (2010)
350 262–267.

351 [26] L. Billingham, K. Malotki, N. Steven, Research methods to change clinical practice for patients with rare
352 cancers, *Lancet. Oncol.* 17 (2016) e70–e80.

353 [27] P.G. Casali, P. Bruzzi, J. Bogaerts, J.Y. Blay, Rare Cancers Europe (RCE) methodological
354 recommendations for clinical studies in rare cancers: a European consensus position paper, *Ann. Oncol.* 26
355 (2015) 300–306.

356 [28] C.H. Pui, A. Pappo, A. Gajjar, J.R. Downing, Redefining rare in paediatric cancers, *Lancet Oncol.* 17
357 (2016) 138–139.

358 [29] S. Mallone, R. De Angelis, J.M. van der Zwaan, A. Trama, S. Siesling, G. Gatta, R. Capocaccia,
359 RARECARE working group, methodical aspects of estimating rare cancer prevalence in Europe: the experience
360 of the RARECARE project, *Cancer Epidemiol.* 37 (2013) 850–856.

361 [30] K.M. Komatsubara, R.D. Carvajal, The promise and challenges of rare cancer research, *Lancet Oncol.* 17
362 (2016) 136–138.

363 [31] Y.Y. Li, S.J. Jones, Drug repositioning for personalized medicine, *Genome Med.* 4 (2012) 27.

364 [32] RARECARE project. <http://www.rarecare.eu/>, 2016 (accessed 24.02.16).

365 [33] J.M. Schulenburg, M. Frank, Rare is frequent and frequent is costly: rare diseases as a challenge for health
366 care systems, *Eur. J. Health Econ.* 16 (2015) 113–118.

367 [34] K. Schmidt, K. Damm, J.M. Schulenburg, Patient preference for lung and colon cancer therapy in Germany,
368 *Eur. J. Pub. Health* 25 (Supl. 3) (2015) 474.

369 [35] D.W. Shin, J. Cho, H.K. Yang, S.Y. Kim, S.H. Lee, B. Suh, H.Y. Shin, H.J. Lee, D.G. Kim, J.H. Park,
370 Oncologist perspective on rare cancer care: a nationwide survey, *Cancer Res. Treat.* 47 (4) (2015) 591–599.

Modul 8

Telephone health services in the field of rare diseases: A qualitative interview study examining the needs of patients, relatives, and health care professionals in Germany

Babac, Ana

Frank, Martin

Pauer, Frédéric

Litzkendorf, Svenja

Rosenfeldt, Daniel

Lührs, Verena

Biehl, Lisa

Hartz, Tobias

Storf, Holger

Schauer, Franziska

Wagner, Thomas O. F.

Von der Schulenburg, Johann-Matthias

Eingereicht in BMC Health Services Research

1 **The need for a Rare Diseases Telephone Helpline: A**
2 **qualitative interview study examining important**
3 **aspects for patients, relatives, and health care**
4 **professionals in Germany**

5 *Ana Babac, Martin Frank, Frédéric Pauer, Svenja Litzkendorf, Daniel Rosenfeldt, Verena*
6 *Lührs, Lisa Biehl, Tobias Hartz, Holger Storf, Franziska Schauer, Thomas OF Wagner, J-*
7 *Matthias Graf von der Schulenburg*

8 Ana Babac, Corresponding author, CHERH - Centre for Health Economics Research Hannover, Leibniz
9 University Hannover, Otto-Brenner-Straße 1, 30159 Hannover, ab@cherh.de

10 Martin Frank, CHERH - Centre for Health Economics Research Hannover, Leibniz University Hannover, Otto-
11 Brenner-Straße 1, 30159 Hannover, mf@cherh.de

12 Frédéric Pauer, CHERH - Centre for Health Economics Research Hannover, Leibniz University Hannover, Otto-
13 Brenner-Straße 1, 30159 Hannover, frp@cherh.de

14 Svenja Litzkendorf, CHERH - Centre for Health Economics Research Hannover, Leibniz University Hannover,
15 Otto-Brenner-Straße 1, 30159 Hannover, sl@cherh.de

16 Daniel Rosenfeldt, CHERH - Centre for Health Economics Research Hannover, Leibniz University Hannover,
17 Otto-Brenner-Straße 1, 30159 Hannover, dr@cherh.de

18 Verena Lührs, ZQ - Centre for Quality and Management in Healthcare, Medical Association of Lower Saxony,
19 Berliner Allee 20, 30175 Hannover, verena.luehrs@aekn.de

20 Lisa Biehl, ACHSE – Alliance for Chronic Rare Diseases, DRK-Clinics Berlin, Drontheimer Straße 39, 13359
21 Berlin, Lisa.Biehl@achse-online.de

- 22 Tobias Hartz, IMBEI - Institute for Medical Biometry, Epidemiology and Informatics, Obere Zahlbacher Str. 69,
23 55131 Mainz, hartz@uni-mainz.de
- 24 Holger Storf, IMBEI - Institute for Medical Biometry, Epidemiology and Informatics, Obere Zahlbacher Str. 69,
25 55131 Mainz, holger.storf@uni-mainz.de
- 26 Franziska Schauer, Freiburg Center for Rare Diseases, Department of Dermatology, University Medical Center –
27 University of Freiburg, Hauptstraße 7, 79104 Freiburg, franziska.schauer@uniklinik-freiburg.de
- 28 Thomas OF Wagner, Pneumology/Allergology, University Centre for Thorax Oncology, University Clinic of the
29 Johann Wolfgang-Goethe University, Theodor-Stern-Kai 7, 60559, Frankfurt am Main, t.wagner@em.uni-
30 frankfurt.de
- 31 J.-Matthias Graf von der Schulenburg, CHERH - Centre for Health Economics Research Hannover, Leibniz
32 University Hannover, Otto-Brenner-Straße 1, 30159 Hannover, Germany, jms@ivbl.uni-hannover.de

33 **Abstract**

34 **Objective:** To examine the need for a telephone helpline for information on rare diseases (RD) for patients, their
35 relatives and physicians.

36 **Data Collection and Study Design:** 68 individuals suffering from an RD or related to somebody with an RD
37 and 39 health care professionals (HCPs) participated in a qualitative interview study. Throughout the interviews,
38 standardized semi-structured questionnaires were used. Interviews were analyzed using the qualitative content
39 analysis.

40 **Findings:** A total of 52 of 68 patients and relatives advocated for the establishment of an RD helpline and 18 of
41 39 HCPs favored an RD helpline. Interviewees expect a helpline to include expert staffing, personal contact,
42 good availability, low technical barriers, medical and psychosocial topics of counseling, guidance in reducing
43 information chaos, referrals, and organizational factors. HCPs reported the same factors to be important, but
44 emphasizing medical topics of counseling, in particular differential diagnostics, and referrals.

45 **Conclusion:** The need for an RD telephone helpline for patients, relatives, and HCPs was confirmed in the
46 study. Funding for a new RD helpline covering all inquiries as well as all important aspects for 5,000 to 8,000
47 known RD is very difficult. Alternatively, existing offers of other helplines can be adapted accordingly.

48 **Keywords:** Rare diseases, helpline, health information

49 **Background**

50 Rare Diseases (RD) are predominantly very serious and chronic diseases, often having a negative impact on the
51 life expectancy and quality of life of those affected. In particular, people suffering from very rare diseases
52 occurring once among 100,000 people are in danger. Approximately 5,000 to 8,000 different RDs have been
53 detected thus far, accounting for 6% to 8% of the population. Within the European Union (EU), between 27 and
54 36 million people are affected. (Šimerka 2009)

55 Due to the specific needs of RD individuals, policy proposals for the improvement of the overall situation were
56 developed at the EU level and summarized in the European Commission Communication on RD in November
57 2008 and the European Recommendations to Member States by the Council of Ministers in June 2009. One of
58 the council recommendations on policies in the field of RD is to bundle forces at the EU level in order to ensure
59 availability of accurate information. As it is particularly relevant in this context, the need to facilitate patient
60 access to RD information was highlighted. (Šimerka 2009) The Commission Communication also mentions the
61 need for national RD telephone helplines. The 2010 European Project for RD National Plans Development
62 (EUROPLAN) specifies the need for interactive information and support services for patients. The importance of
63 telephone helplines offering general and specific information on RD for patients, families, and health care
64 professionals (HCPs), has been outlined. To this end, the European Network of RD Help Lines (ENRDHLs) was
65 named and created in the context of the European RD Solidarity Project (RAPSODY, September 2006 to April
66 2008). Therefore, the focus of these initiatives is on the improvement of quality of services and providing a
67 unified standard by sharing the experiences of European RD helplines. (EUROPLAN 2010)

68 In keeping with the European Council recommendations, Germany for example published a National Plan for
69 RD (NAMSE – Nationales Aktionsbündnis für Menschen mit Seltenen Erkrankungen; National Action League
70 for People with RD) in August 2013. This plan is intended to guide and structure actions in the field of RD
71 within the German health and social system, including, all in all, 52 policy proposals. Part of this action plan is
72 the improvement of knowledge transfer through the expansion of disease-spanning, quality-orientated, and
73 Internet-based information databases and systems. Toward this goal, the Central Information Portal for RD
74 (ZIPSE – www.portal-se.de) implemented. Alongside an Internet-based information provider, the
75 implementation of a telephone-based information service has been conceived as an alternative information
76 access point. In this context, the following article refers to an ‘RD helpline’ as a service solely offering
77 telephone-based information. Different types of information can be differentiated, such as references,

78 counseling, and/or medical information. NAMSE policy proposals 38 and 39 include the analysis of the
79 implementation of a telephone service. Questions have been raised about possible target groups, conceivable
80 requests, and their solutions as well as a necessary annual budget. (NAMSE 2013)

81 EU policy reflects efforts targeted towards the improvement of RD information access. In the case of Germany,
82 access to information via the Internet has already been improved through the implementation of ZIPSE. In this
83 context, it is necessary to evaluate whether a telephone-based information service would improve accessibility of
84 information, lowering barriers to information access, although quality-proofed data already exist. A second aim
85 is to examine whether there is any need for an RD helpline in Germany. Existing research on RD helplines is
86 scarce. Garcia and Nourissier (2012) mention the implementation of an RD helpline in France. Greek-Winald,
87 Gustafsson and Högvik (2010) describe an RD helpline as part of the Swedish RD Information Centre. Houžezet
88 al. (2014) as well as Iskrov and Houžez (2014) focus on ENRDHL and adopt the perspective of RD helpline
89 callers, not including potential callers and their needs. Mazzucato, Houžez and Facchin (2014) highlight the
90 psychological value of RD helplines. The present study was designed to forward the need for an RD helpline by
91 interviewing individuals with an RD and their relatives, as well as health care professionals (HCPs).

92 **Methods**

93 A qualitative setting was chosen, as this design offers the opportunity to not only provide a first impression of a
94 possible need structure, but also drafts an RD helpline through the eyes of those interviewed. A semi-structured
95 interview guide was piloted during two interviews and afterwards adapted according to interviewee needs.
96 Interview flow was initiated by asking for experiences with diagnosis and treatment (patients and relatives) and
97 important steps of their professional careers as well as experiences with RD patients (HCPs). Then, interviewees
98 were asked whether they see a need for such a service. Afterwards, participants were encouraged to describe
99 their mental picture of the helpline with particular reference to specific characteristics. All interviews were
100 recorded and afterwards transcribed using the F4 transcription software. A standardized transcription guide was
101 drafted for all interviews. Transcripts were evaluated using MAXQDA. A summarizing content analysis was
102 conducted following the guidelines provided by Mayring (2010). Relevant characteristics of the helpline were
103 extracted inductively. Quotations were translated by an external translation service, approved by a native
104 speaker, and then included in the paper. A positive ethics committee vote was obtained for the interview study
105 from the ethics committee of the Albert-Ludwigs-University Freiburg (number 53/14). Informed consent was
106 obtained in writing from all participants.

107 Patients and relatives were recruited through the Freiburg Center for RD, located at the Department of
108 Dermatology of the University Medical Center at the University of Freiburg and through RD self-help groups.
109 Equal coverage of the many disease groups summarized under the broad definition of RD was targeted.
110 Therefore, 6 participants were equally chosen among genetic skin disorders, skeletal dysplasias, neuromuscular
111 disorders, genetic eye disorders, disorders of the connective tissue, genetic kidney diseases, cystic fibrosis and
112 lung diseases, inherent disturbance of haematopoiesis, immunodeficiencies, inherent metabolic disturbances, and
113 genetic diseases of the digestive tract. However, results of interviews showed in nearly all cases a complex,
114 polysystemic pattern of involvement. 69 individuals completed the interviews. Due to technical difficulties of the
115 recording, one interview had to be excluded, leaving a final sample of 55 individuals with RD and 13 relatives.
116 Further interviewing was not performed, as further interviewing would not have led to expanded knowledge on
117 the research subject. At least 9 patients had experienced a long process of diagnosis, with a search for a diagnosis
118 of more than 10 years. Interviews were carried out between March and November 2014 by three interviewers. 40
119 face-to-face interviews and 29 telephone-based interviews were conducted. A change of interview medium was
120 necessary due to the broad geographic coverage (Germany, once Switzerland) of the study.

121 A first draft of the HCP interview guide was discussed with the interviewees of the patient interview study and
122 thereafter adapted. Four different groups were targeted: general practitioners (GPs), specialists, clinicians, and
123 medical therapeutic practitioners (MTP). RD guides differed in qualification but were equally trained for the
124 guidance of RD patients through the health care system. Participants were recruited by the Centre of Quality and
125 Management in Health Care embedded in the State Medical Chamber of Lower Saxony in Hannover. All
126 participants were recruited within the geographic region of Lower Saxony, as this is regarded as representative
127 for all areas of Germany. Only RD clinical guides were recruited all over Germany, as they occur less frequently.
128 The following selection criteria were employed: regional aspects were considered, differentiating professionals
129 working in a rural, urban, or metropolitan area. Resident physicians were differentiated by whether their work
130 was conducted in either single or joint practice. Regarding clinical doctors, the level of health care provision was
131 considered, e.g. basic, regular, specialist, and maximum medical care. Finally, the hierarchy level of participants
132 was considered, distinguishing between chief, senior, and assistant physicians. Interviews were carried out by 2
133 interviewers between April and October 2014. Only 7 interviews were carried out using the telephone due to
134 avoidance of long travel and scheduling on short notice.

135 **Results**

136 **Patients and relatives**

137 Following patients' reports on predominant complaints of their complex diseases, all RD-affected interview
138 partners could be categorized within one of the predefined disease groups. Patients with diseases of the digestive
139 tract (n=2), cystic fibrosis and lung diseases (n=4), genetic diseases of the eye (n=4), and disorders of the
140 connective tissue (n=5) were difficult to represent in the sample. Table 1 shows a summary of socio-
141 demographic variables for patient and relative interviews.

142 Table 1: Socio-demographic variables, patients and relatives

143 Of 55 RD patients, 41 advocated for the implementation of a helpline about RD. A smaller proportion (n=8)
144 objected the service or described it as unnecessary. The remaining 6 participants did not offer a distinct answer.
145 Regarding the interviews with relatives, 13 participants did endorse implementation. Two interviews could not
146 be interpreted clearly, as statements were given which were neither obviously for nor against an RD helpline. A
147 summary of the results can be viewed in Table 2. Evaluating these results, the need for an RD helpline can be
148 verified for RD patients and relatives.

149 Table 2: The need for an RD helpline, patients and relatives

150 A detailed summary of the content analysis of patient and relative interviews brought forth the following
151 necessary characteristics of a helpline.

152 Quotations are labeled by interview code, age, and gender. The interview code consists of a letter, 'A' standing
153 for Relative and 'P' for patient, and interview number. Table 3, at the end of this section, contains a summary of
154 all revealed categories including the anchor examples. Anchor examples are marked with 'DQ' within the text.

155 **Professionals**

156 Interviews demonstrated that patients and relatives perceived an RD helpline as helpful when their questions
157 were answered by professionals. Ten of the participants explicitly highlighted this fact (n=10). References to
158 other access points, regardless of their profession, were experienced as rather unsatisfying. (DQ: P_11/53/f)

159 **Personal contact**

160 Another highlighted aspect was the importance of personal contact in addition to other rather impersonal
161 information research systems (n=10). It was reasoned that this kind of contact could accelerate and ease
162 information search. Consequently, it was seen as helpful with regard to orientation in the health care system.
163 (DQ: P_37/46/m) On the other hand, psychosocial advantages were emphasized. (DQ: A_02/48/m)
164 Simultaneously, a single point of contact was demanded.

165 **Good availability**

166 Participants (n=6) expressed a wish for extended opening hours. (DQ: P_06/85/f) They hope for a telephone line
167 similar to a hotline of a poison control center. Patient 54 (40/m) (DQ) demands for example for help with the
168 dosage of medicine. Interviewees hope to avoid waiting periods and to receive contemporary answers. Waiting
169 lines raise dissatisfaction and impatience (P_17/47/f) similar to answering machines or automatic answers.
170 (P_51/62/f) It was reported that there should be at least enough human resource capacities to ensure a return call
171 within an appropriate timeframe. (P_14/57/f, P_50/51/f)

172 **Low technical barriers**

173 The telephone is also mentioned as an alternative medium to web access (n=6) which is also suitable for the
174 elderly and information seekers with no affinity for Internet access. Additionally, one interviewee noticed that
175 some people with an RD are limited in their mobility through their disease. As a consequence, these people are
176 unable to reach personal contact partners such as physicians and other therapeutic personal. (DQ: P_11/53/f)
177 Furthermore, infrastructural barriers, for example, unavailable Internet access or a bad Internet connection, can
178 arise. (A_09/40/f)

179 **Topics of counseling: medical and psychosocial aspects**

180 Further, patients and relatives described possible topics that were expected to be discussed on the phone.
181 Psychosocial and medical aspects were predominately named. Interviewees described the following medical
182 contents: They hoped for an explanation of their disease pattern (P_40/48/f) and of symptoms at hand. (DQ:
183 P_52/39/f) In particular, participants demanded not just the answering of general questions, but also questions
184 concerning specific sections of the disease (P_12/58/f), also including information on genetic diseases.
185 (P_51/62/f) Concerning disease development information, possible methods to stop or lessen the burden of
186 disease were reported to be most relevant. (P_53/51/m) This was found in combination with the demand for

187 information concerning the application of medications (P_50/51/f), dosage, or therapy, and behavior in the case
188 of emergency. (P_54/40/m) Aside from these, patients also wished to be informed about the current status of
189 research. (P_07/70/m) Only one patient stated that a helpline would not be used, as a direct call to the clinic
190 would be preferred. (P_55/74/m)

191 In addition, persons concerned also brought forward psychosocial aspects. (A_12/32/f, P_47/59/m) Patients and
192 relatives reported that they do see a need for the resolution of general problems arising from disability
193 (P_25/58/f) as well as specific disease problems. (A_05/60/f) Furthermore, it was perceived as helpful to talk
194 about diseases, learn how other patients handle their disease, and learn whether self-help groups already exist.
195 (P_52/39/f) The importance of practical information on everyday life was highlighted again at this point.
196 (A_05/60/f) Just one person explicitly negated such an offer, claiming to be in no need of a helpline where one
197 can have a good cry. (P_04/39/m) On the other hand, a contact person was seen as an opportunity to
198 counterbalance the desperation of their own situation with the prospect of being counseled and reserved when
199 necessary. (P_23/48/f) Similarly, when disorientated, a contact person was sought in order to aid with calming
200 down, helping with the search, and coming up with concrete help. (DQ: P_21/53/f) Additionally, one interviewee
201 noted that other sites did not take one seriously and hoped for an improvement. (A_06/50/m)

202 **Guidance through information chaos**

203 Those polled also talked about the necessary functions of a helpline. Often, aiding orientation within an
204 information overflow or during information undersupply seemed to be necessary. Additionally, the sample
205 demanded a guide to lead the way through information chaos. (P_09/47/m) Above and beyond that, advice for
206 further research was seen as beneficial. (P_52/39/f, P_29/44/f, P_38/60/f) Even a general reference suggesting
207 that such information exists was perceived as helpful. (P_13/54/f) Therefore, it is not surprising that the scope of
208 available information was most commonly underestimated. (DQ: P_32/40/f)

209 **Referral**

210 Another demanded function was the one of referral. For example, information about care facilities and
211 physicians was cited (A_06/50/m, P_10/50/f), indicating that this is of special importance at the beginning of a
212 disease. (P_47/59/m) Nevertheless, it was also highlighted that this was not the only task. (DQ: A_12/32/f) In
213 this regard, some patients, as stated above, demanded a direct contact person.

214 Table 3: Anchor examples for the needs of patients and relatives

215 **Health care professionals**

216 A total of 141 HCPs were invited to participate in the interviews. Of these, 39 candidates took part. Ensuring the
217 diversity of participants, special regard was given to selection criteria concerning the structure of health care
218 provision. 9 GPs, 9 physicians, 9 clinic doctors, 6 clinical guides, and 6 MTPs were included. The average age of
219 physicians was 46 years. The sample contained 16 women and 23 men.

220 Of 39 HCPs, 18 endorsed the implementation of an RD helpline. Only 4 objected to the service or described it as
221 unnecessary. A total of 17 participants offered an ambiguous or no answer. As physicians (n=27) made up the
222 largest portion of HCPs, these were evaluated separately as well. A total of 14 reported their endorsement of
223 such a service, 4 claimed it to be unnecessary, and 9 did not answer the question in a manner that could be
224 definitively coded. Results are presented in Table 4. Findings verify the need for an RD helpline from the
225 perspective of HCPs.

226 Table 4: The need for an RD helpline, health care professionals

227 Below, HCP interviews are described in more detail. Interviews are labeled in a similar manner to patient and
228 relative interviews. Solely the letters of the interview code do not match. 'AM' marks interviews of general
229 practitioners, 'FA' stands for specialists, 'MTP' for medical technical practitioners, and 'LSE' for guides. Table
230 5, below, contains a summary of all revealed categories including HCP anchor examples.

231 **Professionals**

232 Similar to what was observed in the patient and relative interviews, HCP participants generally asked for a
233 professional contact person at the other end of the phone (n=11). In most cases, a physician was named in
234 particular. One participant indicated that a hotline should not be staffed with a nurse or a secretary even though
235 they can sometimes be of much help. (DQ: AM_02/37/m). By the same token, an employee for data
236 management was rejected. It was reasoned that only trained physicians could provide precise medical
237 information. Therefore, an employee with substantive clinical experience was demanded. (FA_04/35/m) Expert
238 knowledge of the person in charge was also highlighted in particular. In the case of physicians, this meant
239 extended training for one specialty. Nevertheless, biologist and laboratory experts were also mentioned in
240 isolated cases. (DQ: AM_05/61/m) This also emphasized that an expert in a single medical field cannot be a
241 competent contact person for the heterogeneous subject area of RD. Participants were also conscious of the

242 difficulty of realization of this demand, and therefore emphasized that an expert for each relevant medical field
243 could not be demanded for an RD helpline. (FA_01/39/m)

244 **Personal contact**

245 Another factor, which was also identified during interviews with patients and relatives, was the importance of
246 personal contact (n=7). Again, as expected, the focus was laid on the exchange of medically relevant
247 information. For example, psychosocial issues were not named as a reason for the demand for direct
248 communication. Instead, personal contacts were preferred for the reasons that patients could be quickly
249 introduced and immediate feedback could be generated. (DQ: AM_01/39/m) Frequently, an immediate contact
250 and information receipt was required. (MTP_02/35/f, MTP_04/25/m, FA_04/35/m, AM_01/54/f, AM_03/48/f,
251 KA_06/47/f) Furthermore, it was outlined that some medical issues cannot be described using predesigned web
252 search masks given by internet providers. Information can be searched only if previously made searchable. Fine
253 nuances between blank facts cannot be depicted. (DQ: AM_02/37/m) On the other hand, cases that can hardly be
254 put into words need to be described, making it even harder to use the Internet for information gathering.
255 (FA_04/35/m)

256 **Availability**

257 HCPs referred to availability during 4 interviews (n=6). Asking for availability, HCPs did not highlight an
258 uninterrupted 24/7 availability as important. Contact with RD patients often does not occur in an emergency
259 situation. In acute and/or life-threatening situations, an RD helpline would not be the first choice. In such a
260 situation, an emergency call asking, for example, for a poison center, would be preferred. One GP mentioned
261 that availability during regular office hours would be absolutely satisfying. Following the results of interviews
262 with patients and relatives, it was also indicated that immediate availability is necessary, especially avoiding
263 waiting lines. (DQ: FA_04/35/m) This demand is in line with the demand for fast and immediate access to
264 information. On the other hand, a dial-back system, collecting calls and answering them afterwards at a
265 particular date, was also suggested by one participant (FA_13/50/m). Remarkably, this would contradict the
266 demand for a fast access to information previously mentioned during interviews with patients, relatives, and
267 HCPs.

268 **Low technical barriers**

269 Asking for their opinion on the telephone as an alternative information medium to the Internet, results were
270 heterogeneous. While younger HCPs preferred the Internet over a telephone and did not assign an important role
271 to it, HCPs of higher age were rather indifferent or clearly preferred the telephone: (DQ: KA_07/42/f). HCPs
272 even highlighted the need for a low technical barrier for certain patient sub-groups as for example the elderly.
273 (DQ: KA_03/46/m)

274 **Topics of counseling: medical issues, in particular differential diagnostics**

275 When discussing topics of counseling, many of the HCPs specifically mentioned the need for endorsement
276 concerning medical issues (n=7). In particular, medical cases were reported as needing to be discussed via
277 telephone, describing symptoms and patient histories. Three HCPs specified this demand, highlighting the need
278 for differential diagnostics or a demand for assistance with the differential diagnostic process of elimination.
279 (AM_03/46/f, MTP_04/25/m, FA_04/35/m, DQ: MTP_04/25/m) Only one HCP mentioned the need for
280 information on self-help groups. (AM_05/61/m)

281 **Referral**

282 HCPs also mentioned the need for referral in addition to medical counseling (n=3). At this point, HCPs reported
283 that they realize that it is impossible to make their wish for immediate specialist knowledge for each medical
284 field come true. On the contrary, they realize the impracticability of this demand. (DQ: FA_01/39/m,
285 LSE_07/31/f). In this regard, HCPs emphasize that the number of referrals can and must be minimized in order
286 to shorten odysseys through health care systems. (AM_03/48/f)

287 Table 5: Anchor examples for the needs of health care professionals

288 **Discussion**

289 Patient and relative interviews showed that a helpline is predominantly necessary due to the possibility of
290 personal contact and low technical barriers. RD patients and relatives wish for a helpline run by professionals
291 with an extended availability. An RD helpline should offer information on medical and psychosocial issues. In
292 addition, participants hope for guidance through information chaos as well as a referral where needed.

293 In general, the need for an RD helpline can be confirmed with some minor differences for HCPs. An RD helpline
294 should be staffed with professionals. However, a medical professional was specifically demanded. Accordingly,

295 topics of counseling were also medical and, in particular, diagnostics related. The first criterion for staffing
296 should be broad knowledge of RD and a multidisciplinary orientation. The second criterion should be knowledge
297 of differential diagnostic procedures. Personal contact was preferred as medical cases could be described in more
298 detail, including describing hunches. HCPs also asked for additional referrals to other experts and contact points.
299 Good availability was specified as reachability during office hours. It was suggested that a request surplus could
300 be managed through a call-back system. As this proposal is not in line with patient and relative interviews, it is
301 not considered for the design of an RD helpline. A low technical barrier was also recognized as an important
302 issue for people with limited Internet access.

303 **Significance of the study**

304 We suggest that our study has significance for the establishment of RD helplines for HCPs, patients, and
305 relatives worldwide, due to shared problems such as long delays in diagnosis and dense RD health care
306 infrastructure. In addition, the study broadens the perspective on RD helpline services rendered within the
307 literature thus far by including potential users who have not yet called a helpline but would if services were
308 adapted. By contrast, previous studies interviewed callers of existing helplines, focusing on people affected who
309 were already interested in the service of the helpline. (Houÿez et al. 2014, Iskrov and Houÿez 2014) This new
310 perspective offers a way to improve RD counseling, making it more attractive to the potential user pool, and
311 therefore extending its benefits to all those affected within a society.

312 Most heatedly discussed was the implementation of a central RD helpline, considering all 5,000 or 8,000 very
313 heterogeneous diseases. Implementing this kind of service makes an extensive financial budget necessary. The
314 estimation of necessary financial resources proves to be quite difficult, as many assumptions and projections need
315 to be made. In an ideal scenario, all identified relevant aspects should be put into practice. This first scenario
316 demonstrates how much monetary resources could be put into a telephone-based information service when
317 aiming for a service quality similar to that of the Independent Patient Consultancy (Unabhangige
318 Patientenberatung Deutschland, UPD) and the German Cancer Information Service (Krebsinformationsdienst,
319 KID). User statistics of the KID show that only 1.51% of the patient pool uses the information service, resulting
320 in 23,024 contacts per year. (Heimer and Henkel 2012) Extrapolating from this number, an RD helpline would
321 need to expect 60,589 requests per year making 35 employees necessary to answer all requests. (Heimer and
322 Henkel 2012, UPD 2013, UPD 2014) Average human resource costs of an interdisciplinary team are estimated to
323 be 59,006.61 € per employee and year. Costs were calculated including monetary funds for rent, staffing, office
324 equipment, publicity, and employee development. Calculating overall material costs makes an estimation of

325 material cost per person possible, approximately 14,911.20 € in the initial year and 12,907.83 € for the following
326 years. (German average wages of a mixed team consisting of physicians, social workers, and lawyers).
327 Accordingly, an RD helpline makes funding of €2.59 million in the first year necessary. As a consequence of
328 limited budgets, a low-budget case has been discussed as a second scenario. Following interview results, the
329 most important aspect, ‘quality of counseling by experts’ shall be obtained. Therefore, a multidisciplinary team
330 shall be preserved, aiming for a minimum staffing by one physician, one social worker, one lawyer, and one
331 temporary employee. Hence, a quality counseling service can indeed be offered, but, comparing both cases, the
332 counseling team in the latter case is significantly shorthanded and therefore unable to cover all potential requests.
333 Taking into account 4 full-time employees (FTE), overall material costs add up to 59,644.80 € for the initial
334 year. For the following years, 51,631.30 € in costs are estimated. As previously mentioned average human
335 resource costs add up to a total of 236,026.44 €. Finally, the calculation results in overall costs of 295,671.24 €
336 for the first year and 287,657.74 € for the following years. Compared against the high-budget case, RD
337 information need cannot be covered. However, a competent counseling service can be offered. Funding for the
338 implementation of a high-budget RD helpline is not achievable. Therefore, the calculation is rather an indicator
339 for what is already done for other diseases and could be done in the field of RD. By contrast, the case of the low-
340 budget RD helpline draws a more realistic picture. An evaluation of European telephone services by Houžez et
341 al. (2014) shows similar results. According to the report, RD helplines should be staffed with a minimum of 1.5
342 FTE, leading to annual costs of 150,000 to 300,000 €.

343 As a solution for this shortage of monetary funds, a telephone service offering referrals is often suggested. Such
344 a service could bundle the heterogeneous landscape of existing RD telephone-based or disease-related
345 information services in a similar manner to how ZIPSE is bundling web information. However, the
346 implementation of such a service would contradict the results of the study, as patients, relatives, and HCPs ask
347 for direct contact with professionals. Therefore, a telephone service bundling all RD helplines and giving
348 references cannot be suggested. Nevertheless, it can be suggested that existing RD-related helplines may be
349 shaped following the results of this interview study. For example, the service of ACHSE can be further extended.
350 Services of RD guides located at specialized centers for RD can be adapted, bearing thoroughly in mind the wish
351 of patients and relatives to not only be forwarded from one contact point to another.

352 **Assumptions and limitations**

353 This study was designed in a qualitative manner in order to capture information needs, which could be served
354 using a telephone service without guiding answers beforehand. Instead, participants were encouraged to give

355 their own ideas on an RD helpline, assuming these to be of most relevance. Therefore, only a limited number of
356 patients, relatives and HCPs could be interviewed. In order to make projections and/or generalized statements,
357 results need to be verified through a quantitative study.

358 Additionally, patient and relative interviews were conducted by 3 different interviewers. HCP interviews were
359 held by 2 different interviewers partially conducting interviews together. Even though interview structure was
360 discussed beforehand and interview guides were established and adapted after piloting, individual interview
361 styles need to be recognized as an influential factor.

362 Patient and relative interviews were not able to capture juridical topics during the questioning concerning the
363 helpline. Therefore, it is obviously necessary to analyze why respondents did not include juridical or access to
364 treatment matters even though experiences of other helplines show that people affected do not solely search for
365 this via other media. (Houřez et al. 2014) ACHSE user statistics (2011–2013; unpublished, based on private
366 email communication) indicate that problems with cost takeover and other social legal problems are topics of
367 counseling. UPD reports proportions of 66% and 67% (UPD 2013, UPD 2014) medical-juridical questions
368 within their annual patient monitor, pointing to the most likely reason for not mentioning juridical issues during
369 the interviews. Obviously, they are closely linked to medical questions and not visible at first glance using
370 summarizing content analysis.

371 **Conclusions**

372 Even though new technologies enable patients, relatives, and health care professionals to access information
373 rapidly, this study shows that there is still a point in making information accessible the ‘old-fashioned way’ via
374 telephone. The telephone offers the unique ability to make professional insights directly available for all
375 stakeholders, including exchanging medical advice and psychological counseling. However, putting all desired
376 aspects simultaneously into practice with a helpline seems to be unachievable. A central RD helpline offering
377 information for all patients, relatives, and HCPs potentially calling the helpline would break financial budgets.
378 As a first step, it is suggested to improve major existing helplines in order to meet the identified needs. In the
379 long run, existing services should be evaluated with regard to the fulfillment of these factors. Institutions as
380 centers for RD should be further included, bearing in mind the wish of patients and relatives to not be pushed
381 from one information access point to another.

382 **Conflict of interests**

383 The authors declare that they have no conflict of interests.

384 **Authors' contributions**

385 AB – patients and relatives (PR) study concept and design, PR interviews, acquisition of PR data, PR interview
386 analysis, HCP interview analysis, cost analysis. DR – PR interviews. FP – cost analysis. FS – ethics application,
387 PR recruitment. JS - critical revision of the manuscript for important intellectual content. JMS – critical revision
388 of the manuscript for important intellectual content. LB – RD helpline data analysis. MF – PR study concept and
389 design, cost analysis, critical revision of the manuscript for important intellectual content. SL – PR study concept
390 and design, PR questionnaire design, PR interviews. TH –analysis and interpretation of data on informatics. TW
391 - critical revision of the manuscript for important intellectual content. VL – HCP study concept and design,
392 acquisition of HCP data, HCP interviews, HCP interview analysis. All authors read and approved the final
393 manuscript.

394 **Acknowledgements**

395 We wish to thank the patients and their families for participating in this study, as well as the health care
396 professionals for their valuable time. We also wish to thank ACHSE, UPD, and KID for their meaningful
397 insights into the everyday operating systems of information helplines. This study was funded by the German
398 Federal Ministry of Health (BMG).

Gefördert durch:



aufgrund eines Beschlusses
des Deutschen Bundestages

399

400 **References**

401 Commission of the European Communities. 2008. “Communication from the Commission to the
402 European Parliament, the Council, the European Economic and Social Committee and the Committee of
403 the Regions on Rare diseases: Europe's challenges COM” [accessed on July 9, 2015]. Available at:
404 http://ec.europa.eu/health/ph_threats/.../rare_com_en.pdf.

405 European Project for Rare Diseases National Plans Development (EUROPLAN). 2010.
406 “Recommendations for the Development of National Plans for Rare Diseases, Guidance Document”

407 [accessed on July 9, 2015]. Available at:
408 http://download.eurordis.org/europlan/2_EUROPLAN_Guidance_Documents_for_the_National_Conference/2_EUROPLAN_Recommendations_for_Rare_Disease_National_Plans_Final.pdf.
409

410 Garcia, A., C. Nourissier. 2012. "The second French plan for rare diseases 2011–2014." *Orphanet*
411 *Journal on Rare Diseases* 7 (Supplement 2): A4.

412 Greek-Winald, C., B. Gustafsson, L. Högvik. 2010. "The Swedish rare disease information database and
413 the Swedish information center for rare diseases." *Orphanet Journal on Rare Diseases* 5 (Supplement 1):
414 O27.

415 German Independent Patient Consulting (Unabhängige Patientenberatung Deutschland, UPD). 2013.
416 "Patient Monitor 2013" [accessed on July 9, 2015]. Available at:
417 [http://www.patientenberatung.de/fileadmin/user_upload/pdf/UPD_Monitor-Patientenberatung_Stand_1-](http://www.patientenberatung.de/fileadmin/user_upload/pdf/UPD_Monitor-Patientenberatung_Stand_1-Juli-2013_17.49.pdf)
418 [Juli-2013_17.49.pdf](http://www.patientenberatung.de/fileadmin/user_upload/pdf/UPD_Monitor-Patientenberatung_Stand_1-Juli-2013_17.49.pdf).

419 German Independent Patient Consulting (Unabhängige Patientenberatung Deutschland, UPD). 2014.
420 "Patient Monitor 2014" [accessed on July 9, 2015]. Available at:
421 http://www.patientenberatung.de/fileadmin/user_upload/pdf/2014_UPD_Monitor-Patientenberatung.pdf.

422 Heimer, A., M. Henkel. 2012. "The need of information on cancer in the population: analysis of the
423 information gathering behavior of consuler, a representative survey on behalf of the cancer information
424 service of the German Cancer Research Centre" [accessed on June 21, 2015]. Available at:
425 <https://www.krebsinformationsdienst.de/info/krebsinformationsbedarf-2012-bevoelkerung.pdf>.

426 Houÿez, F., R. Sanchez de Vega, T.N. Brignol, M. Mazzucato, A. Polizzi. 2014. "A European network of
427 email and telephone help lines providing information and support on rare diseases: results from a 1-
428 month activity survey". *Interactive Journal of Medical Research* 3 (2):e9.

429 Iskrov, G., F. Houÿez. 2013. "European Network of Rare Disease Help Lines (ENRDHLs) - caller profile
430 analysis 2013". *Orphanet Journal on Rare Diseases* 9 (Supplement 1):O13.

431 Mayring, P. 2010. *Qualitative Content Analysis: Basis and Techniques*, 11th Edition. Weinheim and
432 Base: Beltz.

- 433 Mazzucato, M., F. Houyez, P. Facchin. 2014. The importance of helplines in National Plans. *Orphanet*
 434 *Journal on Rare Diseases* 9 (Supplement 1): O12.
- 435 National Plan of Action for people with Rare Diseases (NAMSE). 2013. Action Fields,
 436 Recommendations, Proposed Actions [accessed on June 7, 2015]. Available at:
 437 <http://www.namse.de/images/stories/Dokumente/Aktionsplan/national%20plan%20of%20action.pdf>.
- 438 Šimerka, P. 2009. "Council recommendation of 8 June 2009 on an action in the field of rare diseases."
 439 *Official Journal of the European Union* C 151(2):7–10.

440 Tables

441 **Table 1: Socio-demographic variables, patients and relatives**

Sample characteristics

Parameters	Patients and relatives (n = 68)
Sex	
Male	23
Female	45
Age	
Average	50,5
Maximum	85
Minimum	18
Civil status	
No specification	1
Married/cohabiting	43
No current partnership	12
Divorced	7
Widowed	4
Seperated	
Educational qualification	
Abitur	13
Secondary education	19
Technical collage/ University	19
Advanced technical college degree	12
Secondary modern school	5
qualification	
Members of the household	
Average	2,4
Maximum	5
Minimum	1
Age at diagnosis	
Average	33,9
Maximum	74
Minimum	0
Disease severity	
No specification	1
Low	8
Medium	28

Severe	8
Profession	
Employed	31
Housewife/Houseman	2
Unemployable	13
Student/Scholar	2
Pensioner	6
Special circumstances (Further education/provision of work)	1

442

443 **Table 2: The need for an RD helpline, patients and relatives**

	Unit	Interviews	Endorsement	Rejection	Ambiguous
All participants	Number	68	52	8	8
	Percentage		76%	12%	12%
Patients	Number	55	41	8	6
	Percentage		75%	15%	11%
Relatives	Number	13	11	-	2
	Percentage		85%	-	15%

444

Table 3: Anchor examples for the needs of patients and relatives

Need	Citation	Text
Professionals	P_11/53/f	<i>“Currently it’s like this / our people are annoyed about it – they call up the branch office of LOCATION and have to ask their questions, then they call up LOCATION in order to receive an answer, and then they have to call back the people who are involved; I can’t conduct a conversation about my problems like this. I can’t solve a problem with a question – that usually functions in the most.../ or somehow, we’ll ask questions on Radio Eriwan, where the answers only consist of yes, no and occasionally perhaps.”</i>
Personal contact	P_37/46/m	<i>“Then they’ll surely sit down and study Internet sites and the brochures and information materials that are given out, but a human contact partner can sometimes expedite and simplify this search for information. Simply because one doesn’t just enter questions onto a screen by himself, but rather because he initiates communication with someone. If this office, the information office, was really staffed with competent personnel and not just some students who are completing their internship and don’t really know what it’s all about, then it would be a good idea, but would then also mean that money would need to be exchanged.”</i>
	A_02/48/m	<i>“Therefore, we have always sought out personal contact during the search and made use of it, simply because contact with a human being is much more pleasant and one can exchange information more effectively than when one simply calls up inflexible information from the Internet and then has to determine what is really applicable and what is not.”</i>
Good availability	P_06/85/w	<i>“And then, okay, if I have the office, let’s look at the ACHSE as an example. Then that’s also / and it’s rather stupid, at the one, they only work a half-day and it’s always ... / so you always end up calling outside of business hours.”</i>
	P_54/40/m	<i>“So the concept, if there were, for example, a poison center or a similar hotline, they could tell you this and that, how one can help with the dosage, with the medicines, how one could help the people. If therapy were increased, how much more could one do for patients in emergency situations?”</i>
Low technical barrier	P_11/53/f	<i>“However, the problem is often those people who can’t do it. We have a contact partner per telephone for those who are not mobile / great restrictions for the illness [AM]. Another example is the case of the DM 1 advanced stage, where the people are often no longer able to go places by themselves / they need so much strength and energy in order to cope with the few daily tasks, then they have something for it / but good, one always wants everything in any case.”</i>
Topics counseling: medical and psychosocial aspects	of P_52/39/f	<i>“[...] first of all, the symptoms of the clinical picture, of course, and how the people affected deal with them. And then, of course, also self-help groups.”</i>
	P_21/53/f	<i>“Yes, that one has a competent person on the other end of the line, so that one, for example, if he is doing badly or if he has any problems, that he receives the help he needs. In other words, that there is someone available for the moment. He doesn’t have to bring everything back into tip-top shape immediately. Just perhaps someone who is there to say: “Yes”, and “try to stay calm” for now, or, “I’ll help you, I will sort it out, I’ll do it” / “I’ll check up on it” and so forth, so that one isn’t simply/ yes, that one isn’t turned away, but rather... / or be subjected to long waiting times.”</i>

Guidance through information chaos	P_32/40/f	<i>“Although sometimes one naturally also .../ one thinks he is well informed, and he has no idea that there is actually still much, much more information available or that a variety of other opportunities exist for him.”</i>
Referral	A_12/32/f	<p><i>“A_12: Yes, I find it good (info hotline). But, in my opinion, as I have just indicated, that would need to be a little larger. That psychosocial counseling services are referred to.</i></p> <p><i>Interviewer: Yes, OK.</i></p> <p><i>A_12: and that one does more than to just say, ‘Yes, there’s the doctor.’”</i></p>

Table 4: The need for an RD helpline, health care professionals

	Unit	Interviews	Endorsement	Rejection	Ambiguous
All participants	HCP Number	39	18	4	17
	Percentage		46%	10%	44%
All Physicians	Number	27	14	4	9
	Percentage		52%	15%	33%
Medical therapeutic staff	Number	6	3	-	3
	Percentage		50%	-	50%
RD Guides	Number	6	1	-	5
	Percentage		17%	-	83%

Table 5: Anchor examples for the needs of health care professionals

Need	Citation	Text
Professionals	AM_02/37/m	<i>“It depends somewhat on what the topic is. There are paramedical areas where one... where one can perhaps discuss other issues, perhaps some laboratory or biological aspects, or laboratory research techniques or something like that. However, this is not absolutely essential. But in most cases, a doctor is also involved. Yes”</i>
	AM_05/61/m	<i>“If one of them is clever and can give me tips afterwards, then I thank God for it and .../ but this should always come from doctors [I1: OK], not a nurse or a secretary.”</i>
Personal Contact	AM_01/39/m	<i>“Where one can also have a telephone conversation, which, in any case, is better than sending emails back and forth, since one can then react directly, briefly introduce the patient with his symptoms and perhaps even give the patient an appointment promptly, so that he can be examined in detail”</i>
	AM_02/37/m	<i>“So, to make a comparison once again; if I now say, as already mentioned in the example, I enter three things/ it’s different to saying to a colleague: “Man, I have the feeling that he’s really sick. And then it hurts somewhere on the left, sometimes more, sometimes less and so on”. It doesn’t make sense to enter this into a screen. [I1: Hm] And that’s really important.”</i>
Availability	FA_04/35/m	<i>“Personally, I find telephone conversations better, [I1: Hm] But I know how awful it is to be put on hold. [I1: Yes] [I2: Hm]Then one calls from here [I1: Yes] and tries to get connected. I know, I’ve had REALLY bad experiences there. If I want to reach anyone and I say to someone: I have five women here [I1: Hm] and then you get someone simply hangs on stubbornly. It can sometimes take HOURS. [I2: Hm, simply lay the receiver to the side] exactly! Lay the receiver to the side and wait until the callback comes through. That’s useless. [I2: Hm] I can’t afford to waste time like that here.”</i>
Low technical barrier	KA_07/42/f	<i>“Personally, I’m a big fan! [I1: Yes] So, the telephone— I would always give the telephone preference [LAUGHING], over some impersonal Internet site. But I think that’s also really “old-fashioned””</i>
	KA_03/46/m	<i>“Yes, I believe that exactly those people who, let’s say don’t have Internet access or who lack the knowledge, we’re talking about the older members of the public/. [...]”</i>
Topics counseling	ofMTP_04/25/m	<i>“I would also think that this could be useful for rare diseases, so that one could simply receive a differential diagnosis, a second opinion. So, I’ll tell you what the symptoms are and you can tell me what it could be”.</i>
Referral	FA_01/39/m	<i>“That makes sense, yes. That makes sense. Well, I wouldn’t expect to be able to call the medical association, for example, and say that I have someone on the phone who is experienced in this area. [I1: Hm] You can’t expect that. But if you can call and say: ‘Do you have a contact that is particularly responsible for such and such a disease pattern’? That makes sense”.</i>
	LSE_07/31/f	<i>“Let me say, in order to be in a position to address his request, and I believe that this telephone opportunity is really good here, since it gives us the opportunity to sift and sort a little and [I1: okay] to say who belongs here and who doesn’t”.</i>

Modul 9

Economic Challenges of Rare Disease Patient Organizations

Pauer, Frédéric

Stein, Anja

Eingereicht in BMC Health Services Research

1 Economic Challenges of Rare Disease Patient 2 Organizations

3 *Pauer F¹ / Stein A¹*

4 *¹Center for Health Economics Research Hannover (CHERH), Leibniz University Hannover, Hannover,*
5 *Germany*

6 Frédéric Pauer: frp@cherh.de

7 Anja Stein: Anja_stein2006@web.de

8 **Corresponding Author:**

9 Frédéric Pauer, MSc

10 Center for Health Economics Research Hannover (CHERH)

11 Leibniz University Hannover

12 Otto-Brenner-Str 1

13 Hannover, 30159

14 Germany

15 Phone: 49 511 762 14244

16 Fax: 49 511 762 5081

17 E-Mail: frp@cherh.de

18 **Abstract**

19 **Background:** Rare disease patient organizations (RDPOs) are often founded by patients and relatives to reduce
20 challenges in healthcare of rare diseases. As non-profit organizations, the primary objective of RDPOs is not to
21 gain financial profit but rather to support each other to deal with this problem and provide mutual help for each
22 other. Nevertheless, to reach the main objectives, an external financial support is needed. Overall, little is known
23 about the economic structure of RDPOs. The objective of this study is to evaluate the economic challenges of
24 RDPOs. Additionally, the structure of revenues and expenditures are analyzed and discussed.

25 **Methods:** Two versions of online surveys were addressed to German-speaking RDPOs and medical institutions
26 with professional treatment options of rare diseases. The surveys focused on questions about the organization
27 itself, financial resources, rare disease' healthcare services, collaborations, and networking as well as the
28 national action plan for rare diseases. Statistical analysis of the results was conducted using Microsoft Excel and
29 IBM Statistic SPSS.

30 **Results:** Overall, 272 German-speaking RDPOs and 85 medical institutions were invited for survey
31 participation. 103 questionnaires were completed by RDPOs and 14 by medical institutions. Of all revenues of
32 RDPOs, nearly 50% are generated by membership fees and donations, where 77% of the RDPOs charge
33 membership fees (average fee: €31.68 per year). With 6.7% of all revenues of an RDPO, the contribution of
34 pharmaceutical companies to the overall income is relatively low. Furthermore, nearly half of all RDPOs have
35 regular cooperation with inpatient institutions (46.60%) and with other RDPOs (46.60%).

36 **Conclusions:** RDPOs face economic challenges in terms of both revenue and expenditure. They depend on
37 several different sources for revenues, including external donors or public financiers as well as membership fees.
38 Much expenditure has to be financed using these assets. In order to carry out the main objectives, additional
39 financial support is needed. However, there is no evaluation about the cost-effectiveness about these measures.
40 In this context, this study demonstrated for the first time the financial structures of RDPOs in the German-
41 speaking setting.

42 **Keywords:** Patient organization, Rare disease, Health literacy, Economy, Patient and public involvement,
43 Consumer involvement

44 **Background**

45 There are 6000 to 8000 rare diseases affecting nearly 30 million people in the European Union and 4 million
46 people in Germany alone. In Europe, a disease is defined as rare if the prevalence is fewer than 5 in 10000
47 people [1, 2]. This leads to a paradox on rare diseases: the number of people affected by a single rare disease is
48 small, but being affected by a rare disease in general is quite common.

49 It is well known that there are many challenges in healthcare services for people with rare diseases [3, 4], such as
50 difficult and time-consuming diagnosis, often nonexistent or inadequate treatment option, rare knowledge
51 transfer, and limited available information about specific rare diseases are just a few of them. To reduce these
52 challenges, rare disease patient organizations (RDPOs) are often founded by patients and their relatives [5].
53 Members have common problems, common diseases, or addictions. They often have special needs and interests
54 that are underrepresented in normal healthcare. Particularly in the field of rare diseases, patients become a very
55 important information source, and thus in many cases RDPOs become a central contact point for health care
56 professionals [5–7]. As non-profit organizations, the primary objective of these organizations is not to gain
57 financial profit, but rather to support each other to deal with this problem und provide mutual help for each other.
58 The characteristic of a rare disease is the low number of affected patients. This can lead to the situation of
59 RDPOs with just a few nationally distributed members. Periodic meetings and information exchange is more
60 difficult. Therefore, the internet becomes a very important access point to communicate with other members and
61 patients [8]. Due to the low number of affected persons, the representation of interests is more difficult compared
62 with other diseases [5]. Despite that rare diseases are very heterogenic, similar challenges must be reduced with
63 the help of national and international umbrella organizations [9]. The German alliance of chronical rare diseases
64 (ACHSE e. V.) and the European alliance of patient organizations (EURODIS) are representing RDPOs in
65 Germany and Europe [10, 11].

66 To improve rare diseases' healthcare services in Europe, an official council recommendation on actions in the
67 field of rare diseases was published in June 2009 [12]. Subsequently, all member states initiated national
68 concerted action plans for rare diseases. The German national action plan was published in August 2013 and
69 covers the field's research, diagnostics, registries, information management, patient orientation, as well as
70 implementation and future development. The field patient orientation also contains the support and qualification
71 of RDPOs [13].

72 Overall, little is known about the economic structure of RDPOs. There is one Australian study that evaluated
73 RDPOs' resources in the Australian context [14]. However, the evaluation of economic structures was not

74 focused in the Australian study. Most of the activities of self-help groups are done by voluntary workers.
75 Nevertheless, to reach the main objectives, an external financial support is needed. In Germany, there are
76 financial assistances for self-help groups provided by statutory health insurance, statutory pension insurance, and
77 several federal ministries [15]. In addition to public assistances, equity capital is generated by membership fees
78 and other incomes [14]. There is also an ongoing discussion in the press review about the financial influence of
79 pharmaceutical companies on RDPOs to improve the market access for new drugs and to determine how this
80 financial support affects RDPOs' activities [5, 16–19].
81 The objective if this study is to evaluate the economic challenges of RDPOs. Additionally, the structure of
82 revenues and expenditures will be analyzed. The results will be discussed and the overall impact of RDPOs on
83 healthcare systems will be reviewed.

84 **Methods**

85 **Study design**

86 We designed two versions of online surveys. The first survey was addressed to German-speaking RDPOs. It
87 focused on questions about the organization itself, financial resources, rare disease' healthcare services,
88 collaborations and networking, as well as the national action plan for rare diseases. The second survey addressed
89 German-speaking medical institutions with professional treatment options of rare diseases. This survey was
90 shorter than the first survey and focused on questions about rare disease' healthcare services, collaborations and
91 networking, as well as the national action plan for rare diseases. Both surveys were completely anonymous, as
92 no identification data were collected, and the completed questionnaires were automatically saved in the
93 researchers' database. Questions and items were oriented towards existing research studies [9, 13, 14, 20–23].
94 The identification of the potential participants was done by extracting all German-speaking RDPOs and medical
95 institutions that are listed in the German central information portal about rare diseases (ZIPSE). ZIPSE contains
96 information about websites that provide information about rare diseases [24]. Consequently, RDPOs and medical
97 institutions were included to the study sample, if they provide information about rare diseases on their websites,
98 while those that just presented contact data, for example, with no further information were excluded.
99 Furthermore, websites providing information about several rare diseases were included into the database as a
100 singular potential participant [25].

101 Local RDPOs and researchers from the Center for Health Economics Research Hannover (CHERH) tested the
102 survey. The results and comments of the pretest participants were discussed. Afterwards, the survey was adjusted
103 as appropriate. Both surveys were conducted between June and August 2016. The survey was designed using the
104 software SociSurvey. Participants were recruited actively via e-mail and website's contact forms. A reminder
105 mail was sent after two weeks. No incentive was offered for participation in the survey. The study did not need
106 an ethics approval since no patients were included and no personal data were collected.

107 **Statistical Analysis**

108 Descriptive statistics were calculated separately for RDPOs and medical institutions. For a direct comparison,
109 many questions from the medical institutions' survey could be matched to questions from the RDPO survey.
110 Statistically significant differences were evaluated using Kruskal–Wallis and Mann–Whitney tests. Significance
111 was assumed at the 5% level and was adjusted according to Bonferroni-Holm. The data were analyzed using
112 Microsoft Excel and IBM Statistic SPSS Version 24.

113 **Results**

114 **General aspects**

115 Overall, 272 German-speaking RDPOs and 85 medical institutions focusing on rare diseases were invited for
116 participation to the survey. A total of 220 RDPOs and 24 medical institutions clicked on the URL questionnaire
117 and filled them out; of these, 103 questionnaires were completed by RDPOs and 14 by medical institutions. To
118 sum up, the response rates for RDPOs and medical institutions were 37.87% and 16.47%, respectively.

119 On average, RDPOs have existed since 16 years, which were constituted in 2016. In Figure 1, it is shown that
120 there is a steady increase of RDPOs. Of the participating RDPOs, the first one was founded in 1965 and since the
121 late 1990s, an increase of new RDPOs can be observed. On average, 3256 people are organized in one RDPO.
122 This high average number of members results from some very large organizations (up to 290000 members);
123 hence, the median with 150 members best describes the average RDPO. The same also applies to the
124 characteristics of RDPO's staff. The Spearman's rank correlation coefficient (r_s) indicates a strong positive
125 correlation between the number of members and the number of RDPO volunteers ($r_s = 0.589$, $p = 0.000$).
126 Additionally, a moderate positive correlation exists between the number of members and the number of RDPO
127 employees ($r_s = 0.470$, $p = 0.000$). Further details of respondents' characteristics are given in Table 1.

128 [Insert Figure 1 about here]

129 [Insert Table 1 about here]

130 **Financial aspects**

131 Most of the RDPOs have an annual budget of under €5000 (n = 22). Moreover, there are many groups with an
132 annual budget between €5000–20000 (n = 19) and between €20000–100000 (n = 19), and some with over
133 €100000 (n = 8). Many of the participants did not know their annual budget or did not make any statements (n =
134 16). On average, RDPOs had an annual budget of €105008.52 in 2015. Due to some very high annual budgets,
135 the median with €11500 per year best describes the average budget of RDPOs. There is a very strong positive
136 correlation between the number of members and the annual budget of RDPOs ($r_s = 0.802$, $p = 0.000$).

137 The financial resources are generated through several sources. The average distribution of revenues and
138 expenditures of RDPOs are displayed in Table 2. Of the revenues, nearly 50% are generated by membership fees
139 and donations, where 77% of the RDPOs charge membership fees. The average fee is €31.68 per year.
140 Interestingly, 60% of the small groups (< 30 members) do not charge a membership fee. There is a significant
141 correlation between the number of members and the amount of the membership fee ($r_s = 0.374$, $p = 0.000$).
142 Sometimes (47%), additional costs occur for members (e.g., costs for general meetings, expenses for
143 conferences, travelling costs, and catering costs). In Germany, the support for RDPOs by the statutory health
144 insurance and the statutory pension insurance in 2014 was €43.2 million and €3.5 million, respectively.
145 Additionally, the Federal Ministry of Health and the Federal Ministry for Family Affairs, Senior
146 Citizens, Women and Youth provided €1.66 million and €0.1 million in 2014, respectively. However, this
147 support is for all patient organizations and not for RDPOs in particular. The main expenditures of RDPOs are
148 costs for information transfer and public relations. Expenditures for research activities as well as administration
149 costs increase with the overall budget.

150 **Table 1** Revenues and expenditures of average RDPOs

Revenues		Expenditures	
Membership fee	25.36%	Information transfer within patients and relatives	23.83%
Donations	24.02%	Public relations	15.53%
Subsidies	18.56%	Administration	10.43%
Health or other insurances	16.29%	Consulting and support	9.79%

Pharmaceutical companies	6.70%	Representation of interests	8.94%
Revenues from auctions and charity events	5.05%	Research	7.77%
Others	4.02%	Organizational aspects	7.55%
		Events to collect donations	6.91%
		Others	9.26%

151 Information exchange and healthcare

152 The importance of several information sources for people suffering from a rare disease are equally rated by
153 RDPOs and medical institutions. For both, RDPOs are by far the most important information source for patients
154 and relatives. Additionally, both rated inpatient and outpatient specialist doctors, internet forums, and therapists
155 as important information sources. For RDPOs as well as medical institutions, the most unimportant information
156 source about rare diseases is information provided by health insurances. Table 3 shows the assessment by
157 RDPOs and medical institutions about the importance of information sources for patients suffering from rare
158 diseases.

159 **Table 2** Importance of information sources for patients suffering from rare diseases

Item	Medical institution				RDPO				p-value
	unimportant	neutral	important	n/a	unimportant	neutral	important	n/a	
Health insurances	71.43%	14.29%	14.29%	0.00%	39.81%	20.39%	38.83%	0.97%	0.063*
Specialized literature	21.43%	35.71%	42.86%	0.00%	4.85%	24.27%	68.93%	1.97%	0.095*
Therapists	14.29%	28.57%	50.00%	7.14%	13.59%	19.42%	66.02%	0.97%	0.141
Internet forums	0.00%	28.57%	71.43%	0.00%	4.85%	23.30%	70.87%	0.97%	0.540
Self-help groups	0.00%	21.43%	78.57%	0.00%	0.97%	3.88%	95.15%	0.00%	0.571

Inpatient specialist doctors	7.14%	28.57%	64.29%	0.00%	4.85%	3.88%	89.32%	1.94%	0.468
Outpatient specialist doctors	7.14%	21.43%	71.43%	0.00%	13.59%	5.83%	78.64%	1.94%	0.191
Family doctor	21.43%	21.43%	57.14%	0.00%	31.07%	20.39%	46.60%	1.94%	0.689

160 *** = significant at the 1% level; ** = significant at the 5% level; * = significant at the 10% level.

161 To improve healthcare services for people suffering from rare diseases, several measures were conducted. There
162 are statistically significant differences in the assessment of these measures by RDPOs and medical institutions. A
163 higher payment for specific treatments to improve rare disease healthcare generated statistically significant
164 higher approval by medical institutions than by RDPOs. Table 4 displays the results on the rejection or approval
165 about possible improvements of rare diseases' healthcare by RDPOs and medical institutions.

166 [Insert Table 4 about here]

167 **Cooperation**

168 Nearly half of all RDPOs have regular cooperation with inpatient institutions (46.60%) as well as cooperation
169 with other RDPOs (46.60%). A quarter has regular cooperation with health insurances (24.27%), inpatient
170 doctors (21.36%), outpatient doctors (30.10%), research institutions (25.24%), as well as with center for rare
171 diseases (31.07%). Regular cooperation with psychotherapists (5.83%), physiotherapists (13.59%), and
172 rehabilitation clinics (10.68%) are infrequent. Most of the cooperation between RDPOs and cooperating
173 institutions comprise specialist lectures (79.61%) and consultation in specialist issues (73.79%).

174 **Discussion**

175 **Principal Findings**

176 The increasing number of RDPOs shows that there is still a need for better healthcare and information exchange
177 in the field of rare diseases. RDPOs are extremely important not only for patients suffering from rare diseases,
178 but also for relatives of these patients to improve the healthcare of rare diseases and the overall well-being of

179 families with patients suffering from rare diseases [7]. Although diseases are rare and patients are often
180 distributed across the whole country, many organizations are quite large with over 300 members.

181 The results of this study are consistent with the European recommendations and the topics of the national action
182 plan for rare diseases [12, 13]. Both the requirement of more support for RDPOs activities and intensified
183 cooperation are explicitly mentioned in the national action plan. If there is no official therapy guideline available
184 for specific rare diseases, therapy approaches based on wealth of experiences can be applied. Cooperation and
185 mutual learning between RDPOs and medical intuitions can increase the wealth of experiences of specialized
186 doctors. Additionally, knowledge transfer between RDPOs and medical institutions is often stated as a crucial
187 factor to improve healthcare of people suffering from rare diseases [4]. Furthermore, cooperation can support
188 research activities. Thus, the importance of cooperation in the field of rare diseases has been underlined in this
189 study. Nevertheless, all services for information transfer, information provision, and cooperation by RDPOs are
190 not free of costs and have to be financed.

191 The complex economic situation of RDPOs can be seen in this study. On the one side, RDPOs show all-
192 encompassing sources of revenues with no dominating factor. On the other side, these revenues are used for all-
193 inclusive expenditures as well. Most of the revenues are attached to external donors or public financiers, which
194 are annually arranged and consequently uncertain in the long term. Of the revenues, 25% are generated by
195 membership fees with an average fee of €31 per year per member. Although this does not seem to be a very high
196 amount, the question must be asked whether this fee, as a theoretical additional amount to health insurance
197 contribution, constitute a social injustice for all RDPO members just because the statutory healthcare provision is
198 insufficient for healthcare of rare diseases.

199 There is financial support for RDPOs by pharmaceutical companies; however, with 6.7% of all revenues of an
200 RDPO, the contribution of pharmaceutical companies to the overall income is relatively low. If this financial
201 support has an unclear influence on the pharmaceutical distribution, it has to be evaluated in future research
202 activities [19]. For most RDPOs, participating in research activities is very important [5, 6, 26–29]. This was
203 also reflected in the high response rates of RDPO's questionnaires (37.87%). Thus, it can be concluded that
204 RDPOs with a small budget in the first instance focuses on “inner objectives” such as information transfer und
205 knowledge exchange. With an increasing budget, RDPOs focus progressively on “outer objectives” including
206 research activities.

207 Further research is needed to evaluate if there is potential for social cost savings through RDPOs' work. It can be
208 hypothesized that the information transfer, knowledge exchange, and cooperation between RDPOs and medical
209 institutions can lead to a better and more effective healthcare for people suffering from rare diseases. Through

210 this, more purposeful consultations of medical specialists and effective therapy approaches would lead to both
211 the reduction of pain and uncertainty for patients and costs for healthcare system. However, until now, no cost-
212 benefit analyses are available.

213 **Limitations**

214 Although the number of participating RDPOs was much higher than the number of participating medical
215 institutions, a comparison between the subjective assessments of both groups could be made. For the main
216 analysis, the high number of participating RDPOs was satisfactory. Furthermore, while the questionnaire was
217 completely anonymous, no differences between Germany, Austria, and Switzerland can be evaluated even
218 though healthcare structures and cultural differences may influence the economic structures of RDPOs.

219 **Conclusions**

220 RDPOs face economic challenges in terms of both revenue and expenditure. They depend on several sources for
221 revenues, including external donors or public financiers as well as membership fees. Using these assets, several
222 expenditures have to be financed. For instance, cooperation and research activities in the field of rare diseases
223 are very important to improve healthcare for people with rare diseases. Both issues require the integration of
224 RDPOs in many cases. In total, RDPOs represent many people affected from rare diseases and in many cases,
225 members act as experts about their own diseases since public information are rare. Thus, they are often one of
226 the most important sources of reliable information about rare diseases. In order to carry out these tasks, more
227 financial support is needed. However, there is no evaluation about the cost-effectiveness about these measures.
228 Hence, with this study, we demonstrated for the first time the financial structures of RDPOs in the German-
229 speaking setting. Based on this research, further research is needed.

230 **Abbreviations**

231 ACHSE: Alliance of chronic rare diseases
232 CHERH: Center for Health Economics Research Hannover
233 EURODIS: European alliance of patient organizations
234 RDPO: Rare disease patient organization
235 ZIPSE: Central information portal about rare diseases

236 **Ethics approval and consent to participate**

237 Not applicable.

238 **Consent for publication**

239 Not applicable.

240 **Availability of data and materials**

241 The datasets analyzed during the current study are available from the corresponding author on reasonable
242 request.

243 **Competing interests**

244 The authors declare that they have no competing interests.

245 **Funding**

246 The authors have not used any funding to conduct this study or prepare this manuscript.

247 **Authors' contributions**

248 FP conceived the study and drafted the manuscript. AS collected the data and helped to draft the manuscript. FP
249 and AS designed the study and performed statistical analysis. All authors read and approved the final
250 manuscript.

251 **Acknowledgements**

252 The authors are grateful to all RDPO leaders and all contact persons of medical institutions that participated in
253 the study.

254 **References**

255 1. Commission of the European Communities. Communication from the Commission to the European
256 parliament, the council, the European economic and social committee and the committee of the regions on Rare
257 Diseases: Europe's challenges. 2008. http://ec.europa.eu/health/ph_threats/non_com/docs/rare_com_en.pdf.

258 2. Federal Ministry of Health Germany. Seltene Erkrankungen.
259 <http://www.bmg.bund.de/themen/praevention/gesundheitsgefahren/seltene-erkrankungen.html>. Accessed 11 Nov
260 2015.

- 261 3. Graf von der Schulenburg, J-Matthias, Frank M. Rare is frequent and frequent is costly: rare diseases as
262 a challenge for health care systems. *Eur J Health Econ.* 2015;16:113–8. doi:10.1007/s10198-014-0639-8.
- 263 4. Pauer F, Pflaum U, Luhrs V, Frank M, Graf von der Schulenburg, J-Matthias. Healthcare services for
264 people in Lower Saxony (Germany) suffering from a rare disease: Findings from a survey among medical
265 professionals. *Z Evid Fortbild Qual Gesundhwes.* 2016;113:36–44. doi:10.1016/j.zefq.2016.05.003.
- 266 5. Wood J, Sames L, Moore A, Ekins S. Multifaceted roles of ultra-rare and rare disease patients/parents
267 in drug discovery. *Drug Discov Today.* 2013;18:1043–51. doi:10.1016/j.drudis.2013.08.006.
- 268 6. Aymé S, Kole A, Groft S. Empowerment of patients: lessons from the rare diseases community. *The*
269 *Lancet.* 2008;371:2048–51. doi:10.1016/S0140-6736(08)60875-2.
- 270 7. Litzkendorf S, Babac A, Rosenfeldt D, Schauer F, Hartz T, Lührs V, et al. Information needs of people
271 with rare diseases - what information do patients and their relatives require? *Journal of Rare Disorders:*
272 *Diagnosis & Therapy.* 2016;2.
- 273 8. Morgan T, Schmidt J, Haakonsen C, Lewis J, Della Rocca M, Morrison S, et al. Using the internet to
274 seek information about genetic and rare diseases: a case study comparing data from 2006 and 2011. *JMIR Res*
275 *Protoc.* 2014;3:e10. doi:10.2196/resprot.2916.
- 276 9. Eidt-Koch D, Frank M, Reimann A, Thomas O.F. W, Mittendorf T, Graf von der Schulenburg J.
277 Maßnahmen zur Verbesserung der gesundheitlichen Situation von Menschen mit Seltene Erkrankungen
278 in Deutschland. 2009. [http://www.gesundheitsforschung-bmbf.de/_media/Autorentexte_Massnahmen-seltene-](http://www.gesundheitsforschung-bmbf.de/_media/Autorentexte_Massnahmen-seltene-Krankheiten_200908.pdf)
279 [Krankheiten_200908.pdf](http://www.gesundheitsforschung-bmbf.de/_media/Autorentexte_Massnahmen-seltene-Krankheiten_200908.pdf).
- 280 10. ACHSE e.V. Allianz Chronischer Seltener Erkrankungen. 2016. <http://www.achse-online.de/>. Accessed
281 11 Nov 2015.
- 282 11. EURODIS. Rare diseases Europe - the voice of rare disease patients in Europe. 2016.
283 <http://www.eurordis.org/>. Accessed 11 Nov 2015.
- 284 12. The Council of the European Union. Council Recommendation of 8 June 2009 on an action in the field
285 of rare diseases. *Official Journal of the European Union.* 2009.
- 286 13. NAMSE. National action league for people with rare diseases. National Plan of Action for People with
287 Rare Diseases - Action Fields, Recommendations, Proposed Actions; 2013.

- 288 14. Pinto D, Martin D, Chenhall R. The involvement of patient organisations in rare disease research: a
289 mixed methods study in Australia. *Orphanet J Rare Dis.* 2016;11:2. doi:10.1186/s13023-016-0382-6.
- 290 15. NAKOS. Ausgaben in Millionen Euro für Selbsthilfeförderung durch Bundesministerien, Bundesländer,
291 gesetzliche Krankenkassen und Deutsche Rentenversicherung Bund 2004-2014.
292 <http://www.nakos.de/data/Fachpublikationen/2015/NAKOS-Studien-05-Uebersicht-3-4.pdf>. Accessed 11 Nov
293 2015.
- 294 16. Groft SC. Rare diseases research: expanding collaborative translational research opportunities. *Chest.*
295 2013;144:16–23. doi:10.1378/chest.13-0606.
- 296 17. Colombo C, Mosconi P, Villani W, Garattini S. Patient organizations' funding from pharmaceutical
297 companies: is disclosure clear, complete and accessible to the public? An Italian survey. *PLoS One.*
298 2012;7:e34974. doi:10.1371/journal.pone.0034974.
- 299 18. Elgin B, Langreth R. How big pharma uses charity programs to cover for drug price hikes.
300 [https://www.bloomberg.com/news/articles/2016-05-19/the-real-reason-big-pharma-wants-to-help-pay-for-your-](https://www.bloomberg.com/news/articles/2016-05-19/the-real-reason-big-pharma-wants-to-help-pay-for-your-prescription)
301 [prescription](https://www.bloomberg.com/news/articles/2016-05-19/the-real-reason-big-pharma-wants-to-help-pay-for-your-prescription). Accessed 11 Nov 2015.
- 302 19. Ball DE, Tisocki K, Herxheimer A. Advertising and disclosure of funding on patient organisation
303 websites: a cross-sectional survey. *BMC Public Health.* 2006;6:201. doi:10.1186/1471-2458-6-201.
- 304 20. Slesina W, Fink A. Kooperation von Ärzten und Selbsthilfegruppen. *Forschungsergebnisse.*
305 *Bundesgesundheitsblatt Gesundheitsforschung Gesundheitsschutz.* 2009;52:30–9. doi:10.1007/s00103-009-
306 0745-4.
- 307 21. Knerr A, Slesina W. Zusammenarbeit von Ärzten und Selbsthilfegruppen — Vergleich einer ost- und
308 einer westdeutschen Region. In: Kirch W, Badura B, Pfaff H, editors. *Prävention und Versorgungsforschung.*
309 Berlin, Heidelberg: Springer Berlin Heidelberg; 2008. p. 133–155. doi:10.1007/978-3-540-73042-2_7.
- 310 22. Voigtländer T, Bachner F, Unterberger U, Leopold C, Ladurner J, Habl C. Seltene Erkrankungen in
311 Österreich. 2012. file://fs01/ivbluserdata\$/frp/Downloads/Seltene-Erkrankungen-in-Osterreich-Ergebnisbericht-
312 (GOG)%20(1).pdf.
- 313 23. Hundertmark-Mayser J, Möller B, Balke K, Thiel W. Selbsthilfe im Gesundheitsbereich.
314 *Gesundheitsberichterstattung des Bundes.* 2004:1–35.

315 24. ZIPSE. Zentrales Informationsportal über Seltene Erkrankungen. [http://www.portal-](http://www.portal-se.de/startseite.html)
316 [se.de/startseite.html](http://www.portal-se.de/startseite.html). Accessed 11 Nov 2015.

317 25. Pauer F, Göbel J, Storf H, Litzkendorf S, Babac A, Frank M, et al. Adopting quality criteria for websites
318 providing medical information about rare diseases. *Interact J Med Res*. 2016;5:e24. doi:10.2196/ijmr.5822.

319 26. Mavris M, Le Cam Y. Involvement of patient organisations in research and development of orphan
320 drugs for rare diseases in europe. *Mol Syndromol*. 2012;3:237–43. doi:10.1159/000342758.

321 27. Boon W, Broekgaarden R. The role of patient advocacy organisations in neuromuscular disease R&D –
322 The case of the Dutch neuromuscular disease association VSN. *Neuromuscul Disord*. 2010;20:148–51.
323 doi:10.1016/j.nmd.2009.10.012.

324 28. Forsythe LP, Szydlowski V, Murad MH, Ip S, Wang Z, Elraiyah TA, et al. A systematic review of
325 approaches for engaging patients for research on rare diseases. *J Gen Intern Med*. 2014;29 Suppl 3:S788-800.
326 doi:10.1007/s11606-014-2895-9.

327 29. Terry SF, Terry PF, Rauen KA, Uitto J, Bercovitch LG. Advocacy groups as research organizations: the
328 PXE International example. *Nat Rev Genet*. 2007;8:157–64. doi:10.1038/nrg1991.

329 **Table 3** Main characteristics of analysis sample (n = 103)

Year of foundation	
Mean	2000 (Range: 1965–2015)
Status of members (n = 90; not stated = 13)	
Patients	65.68% (min. 0; max. 100)
Relatives	30.17% (min. 0; max. 100)
Professionals	4.16% (min. 0; max. 22%)
Number of members of RDPO (n = 98; not stated = 5)	
1–30 members	15 (15.31%)
31–100 members	24 (24.49%)
101–300 members	32 (32.65%)
>300 members	27 (27.55%)
Mean	3256.24 (min. 7; max. 290000)
Median	150.5

Staff of RDPO (n = 103)	
Volunteers	
Mean	0.8 (min. 0; max. 15)
Median	0
Employees	
Mean	120.61 (min. 0; max. 11000)
Median	5
Disease category (n = 103)	
Rare eye diseases	12 (11.7%)
Rare blood diseases/cancer	14 (13.6%)
Rare skin diseases	12 (11.7%)
Rare heart diseases	9 (8.7%)
Rare ear diseases	2 (1.9%)
Rare hormonal diseases	3 (2.9%)
Rare lung diseases	12 (11.7%)
Rare immune diseases	14 (13.6%)
Rare stomach/bowel diseases	4 (3.9%)
Rare kidney diseases	3 (2.9%)
Rare metabolic diseases	19 (18.4%)
Rare mental diseases	10 (9.7%)
Rare nervous diseases	19 (18.4%)
Rare genetic diseases	37 (35.9%)
Others	26 (25.2%)

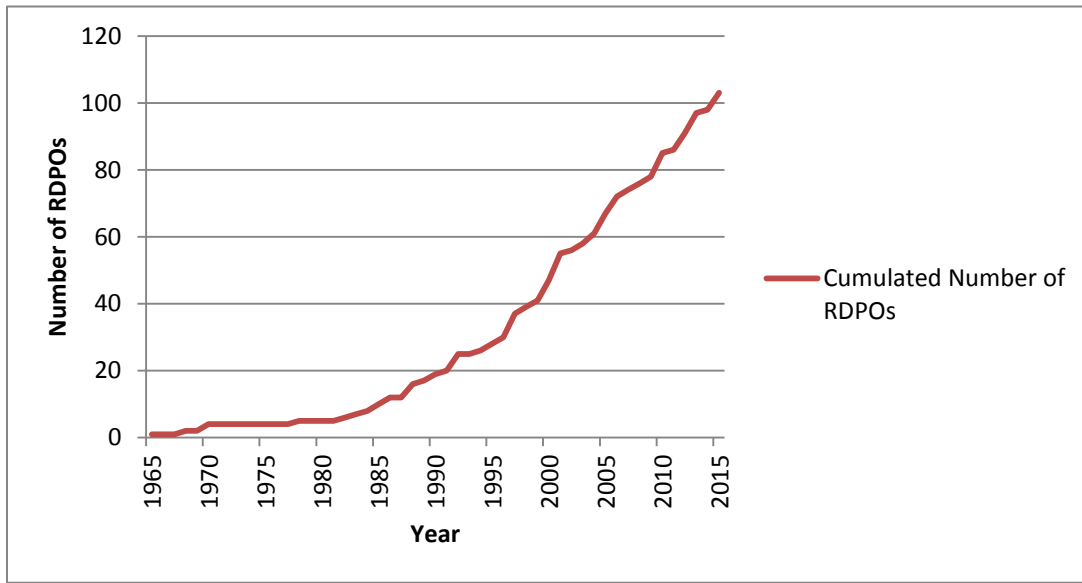
330 **Table 4** Possible improvements of rare diseases' healthcare

Item	Medical institution				RDPO				p-value
	rejection	neutral	consent	n/a	rejection	neutral	consent	n/a	

Implementation of the National Plan of Action for people with rare diseases	7.14%	21.43%	57.14%	14.29%	0.00%	8.74%	82.52%	8.74%	0.120
Improving the support for RDPOs	0.00%	21.43%	78.57%	0.00%	3.88%	7.77%	87.38%	0.97%	0.061*
Higher payment for specific treatment	7.14%	0.00%	92.86%	0.00%	7.77%	15.53%	71.84%	4.85%	0.002***
Higher level of information at family doctors	7.14%	14.29%	78.57%	0.00%	4.85%	17.48%	77.67%	0.00%	0.885
Improving the information transfer between all partners	0.00%	7.14%	92.86%	0.00%	0.00%	1.94%	98.06%	0.00%	0.729
Improving the networking between inpatient and outpatient sector institutions	7.14%	7.14%	78.57%	7.14%	2.91%	13.59%	82.52%	0.97%	0.652
Improving the networking between physician and non-physician	7.14%	14.29%	71.43%	7.14%	4.85%	11.65%	80.58%	2.91%	0.441

331 *** = significant at the 1% level; ** = significant at the 5% level; * = significant at the 10% level.

332 **Fig. 1** Cumulated Number of RDPO (y-axis) between 1965 and 2015 (x-axis)



333

Modul 10

Die Versorgung von Menschen mit seltenen Erkrankungen in Niedersachsen: Ergebnisse einer Ärztebefragung

Pauer, Frédéric

Pflaum, Uljana

Lühns, Verena

Frank, Martin

Von der Schulenburg, Johann-Matthias

Zeitschrift für Evidenz, Fortbildung und Qualität im Gesundheitswesen 2016; 113: 36-44

DOI: 10.1016/j.zefq.2016.05.003

1 **Die Versorgung von Menschen mit seltenen** 2 **Erkrankungen in Niedersachsen: Ergebnisse einer** 3 **Ärztebefragung**

4 *Healthcare services for people in Lower Saxony (Germany) suffering from a rare* 5 *disease: Findings from a survey among medical professionals Rare*

6 Frédéric Pauer¹, Uljana Pflaum¹, Verena Lührs², Martin Frank², J.-Matthias Graf von der Schulenburg¹

7 ¹Center for Health Economics Research Hannover (CHERH), Leibniz Universität Hannover, Hannover,
8 Deutschland

9 ²Zentrum für Qualität und Management im Gesundheitswesen, Ärztekammer Niedersachsen, Hannover,
10 Deutschland

11 **Zusammenfassung**

12 Hintergrund:

13 In der Europäischen Union leiden etwa 30 Millionen Menschen an einer der 7.000 bis 8.000 seltenen
14 Erkrankungen, von denen allein in Deutschland etwa vier Millionen Menschen betroffen sind. Bei seltenen
15 Erkrankungen sind dabei nicht nur die Therapiemöglichkeiten, sondern auch das Wissen um die Erkrankungen
16 unter den Mediziner*innen stark begrenzt.

17 Ziel:

18 Ziel dieser Studie ist die Identifizierung von Defiziten und Herausforderungen in der Versorgung von Menschen
19 mit seltenen Erkrankungen aus ärztlicher Perspektive.

20 Methodik:

21 530 in Niedersachsen tätige Ärztinnen und Ärzte wurden per E-Mail eingeladen, an der Erhebung teilzunehmen.
22 Zusätzlich wurde der Fragebogen auf der Webseite der Ärztekammer Niedersachsen vorgestellt. Im Fokus der
23 Erhebung standen Fragestellungen zu den vier Bereichen: Versorgungsstruktur, Diagnostik und Therapie,
24 Informationsmöglichkeiten und -austausch sowie Verbesserung der Versorgungssituation. Die erhobenen Daten
25 wurden mit dem Programm IBM SPSS 22 ausgewertet.

26 Ergebnisse:

27 Aus der Stichprobe konnten 65 Fragebögen in die Auswertung einbezogen werden. Die Ergebnisse zeigen, dass
28 insbesondere eine unzureichende Kommunikation zwischen verschiedenen Fachbereichen sowie

29 Leistungssektoren in Bezug auf die Versorgung von Menschen mit seltenen Erkrankungen vorliegt. Darüber
30 hinaus sind die Möglichkeiten zur Diagnose und Therapie dieser Erkrankungen begrenzt und qualitätsgesicherte
31 Informationen rar.

32 Diskussion:

33 Durch den Nationalen Aktionsplan für Menschen mit seltenen Erkrankungen wurden bereits verbesserte
34 Versorgungsstrukturen eingeführt, wobei sich derzeit bei einigen dieser Strukturen insbesondere
35 Finanzierungsdefizite erkennen lassen. Diese Strukturen können eine umfassende und spezialisierte Behandlung
36 der Betroffenen potentiell ermöglichen. Finanzierungsdefizite hemmen dabei die Ausweitung neuer
37 Versorgungsstrukturen. Darüber hinaus benötigen viele Patienten aufgrund der Komplexität seltener
38 Erkrankungen eine systemische Therapie, wofür jedoch die notwendige interdisziplinäre Vernetzung der Ärzte
39 weiter ausgebaut werden muss.

40 Schlüsselwörter:

41 Seltene Erkrankungen; Versorgungsforschung; Gesundheitspolitik; Nationaler Aktionsplan; Gesundheitssystem

42 **Summary**

43 Background:

44 In the European Union, about 30 million people are affected by one of the 7,000 to 8,000 diseases being defined
45 as rare. In Germany alone, an estimated 4 million people suffer from a rare disease. In many cases, therapeutic
46 options and knowledge of specific rare diseases are strongly limited.

47 Objective

48 The aim of this study was to identify the deficits and challenges confronting healthcare services for people
49 suffering from a rare disease from the medical professional's perspective.

50 Method:

51 As many as 530 medical professionals were invited to complete an online questionnaire, which was also
52 available on the website of the General Medical Council of Lower Saxony. The questionnaire focused on
53 questions in the following fields: structure of the medical care system; diagnosis and therapy; information
54 sources and information exchange; and improvement of healthcare situation. Data were analyzed using IBM
55 SPSS 22.

56 Result:

57 We received 65 completed questionnaires. The evaluation indicates deficits in the medical services provided for
58 people with a rare disease and shortcomings in the communication between clinical disciplines. In addition,
59 diagnostic and therapeutic options are limited, and quality-tested information is rare.

60 Conclusion:

61 Many of the identified deficits have already been addressed in the German national plan of action for people
62 affected by rare diseases. Furthermore, newly discovered deficits have been evaluated. The German government
63 implemented healthcare structures to improve healthcare services for people with rare diseases. However, budget
64 deficits for specialized structures have occurred inhibiting the expansion of healthcare services. Moreover, many
65 patients need systemic treatment requiring the further development of interdisciplinary care.

66 Keywords:

67 Rare diseases; healthcare research; health policy; national plan of action; healthcare System.

68 **Hintergrund**

69 In der Europäischen Union wird eine Krankheit als selten klassifiziert, wenn nicht mehr als 5 von 10.000
70 Personen von ihr betroffen sind. Es wird geschätzt, dass etwa 30 Millionen Menschen in der Europäischen Union
71 an einer der 7.000 bis 8.000 seltenen Erkrankungen leiden. In Deutschland geht man von vier Millionen
72 Betroffenen aus, was zusammengenommen etwa ebenso viele Betroffene sind, wie bei einer einzelnen
73 Volkskrankheit [1,2]. Doch im Gegensatz zu diesen sind bei seltenen Erkrankungen, welche häufig komplex und
74 systemisch sind, nicht nur die Therapiemöglichkeiten, sondern auch das Wissen um die Erkrankungen unter den
75 Medizinern stark begrenzt [2,3]. Dies stellt angesichts der Größenordnung des gesamten Patientenaufkommens
76 eine besondere Herausforderung für sämtliche Akteure des Gesundheitssystems dar [4,5]. Im Jahr 2013 wurde
77 ein nationaler Aktionsplan für Menschen mit seltenen Erkrankungen vorgestellt, welcher 52
78 Maßnahmenvorschläge für eine nachhaltige Verbesserung für Diagnostik, Therapie und Erforschung seltener
79 Erkrankungen enthält [6]. Von diesen Maßnahmen sind bereits über die Hälfte abgeschlossen oder haben erste
80 Zwischenergebnisse erzeugt [7]. Das Ziel dieser empirischen Erhebung war es, konkrete Defizite,
81 Herausforderungen sowie Verbesserungspotentiale der Versorgungssituation von Menschen mit seltenen Erkran-
82 kungen am Beispiel von definierten Handlungsbereichen aus der Perspektive von Leistungserbringern zu
83 eruieren und nachfolgend mit Maßnahmenvorschlägen des Nationalen Aktionsplans für Menschen mit seltenen
84 Erkrankungen abzugleichen.

85 **Methodik**

86 Die Erhebung richtete sich an berufstätige Ärztinnen und Ärzte (Leistungserbringer) in Niedersachsen, um ein
87 Bild der Erfahrungen und Einschätzungen bezüglich der Versorgungssituation bei seltenen Erkrankungen aus
88 Sicht der medizinischen Leistungserbringer zeichnen zu können. Dies wurde in Form einer quantitativen
89 Fragebogenerhebung durchgeführt, um einerseits möglichst viele Leistungserbringer ansprechen zu können und
90 andererseits die oftmals zeitlich knappen Ressourcen des medizinischen Personals zu berücksichtigen. Ein
91 qualitatives Forschungsdesign wurde aus den genannten Gründen ausgeschlossen, darüber hinaus spricht
92 weiterhin für ein quantitatives Design, dass nicht neue Theorien oder Modelle erforscht, sondern bestehende
93 Theorien überprüft werden sollen.

94 Der Fragebogen wurde im Rahmen eines Pretests überprüft und anschließend methodisch sowie inhaltlich
95 angepasst. Nach einer erneuten Überprüfung wurde der finale Fragebogen der Ethikkommission der
96 Medizinischen Hochschule Hannover vorgelegt (Ethik-Votum Nr. 2871-2015). Es handelte sich um eine

97 standardisierte und anonymisierte Online-Befragung, die mithilfe der Software SoSci Survey erstellt wurde und
98 die sich über einen Zeitraum von 1,5 Monaten (Anfang Juni bis Mitte Juli 2015) erstreckte. Der eingesetzte
99 Fragebogen ist direkt für diese Studie entwickelt worden. Im Rahmen der Umfrage wurden Leistungserbringer
100 gebeten, Auskunft zu relevanten Themenschwerpunkten zu geben beziehungsweise ihre Meinungstendenzen
101 aufzuzeigen. Der Fragebogen bestand aus vier Fragenkomplexen, dessen Inhalte sich aus der einschlägigen
102 Literatur ableiten ließen. Es wurden folgende Fragenkomplexe definiert: Versorgungsstrukturen, Diagnostik und
103 Therapie, Informationsmöglichkeiten und -austausch sowie Verbesserung der Versorgungssituation. Die
104 Themenblöcke wurden mit Angaben zur teilnehmenden Person ergänzt. Der Fragebogen enthielt überwiegend
105 geschlossene Fragen. Den Antwortmöglichkeiten der inhaltlichen Fragen lag eine fünfstufige Likert-Skala
106 zugrunde, welche um die Antwortkategorie „Kann ich nicht beurteilen“ ergänzt wurde, um potentielle
107 Verzerrungen der Ergebnisse zu minimieren.

108 Der Operationalisierung des Fragebogens lagen mehrere konkrete Forschungsfragen zu Grunde, welche
109 überprüft werden sollten: Sind die Versorgungsstrukturen in Bezug auf seltene Erkrankungen auch nach der
110 Umsetzung des Nationalen Aktionsplans weiterhin unzureichend, insbesondere die Kommunikation zwischen
111 Leistungserbringern? Sind Therapie- und Diagnostikverfahren von seltenen Erkrankungen ausreichend verfügbar
112 und sind über bestehende Maßnahmen genug Informationen vorhanden? Sind qualitativ hochwertige
113 Informationen über seltene Erkrankungen für Leistungserbringer verfügbar? Welche Maßnahmen zur
114 Verbesserung der Versorgungssituation von Menschen mit seltenen Erkrankungen sind für Leistungserbringer
115 besonders relevant?

116 Der Online-Fragebogen wurde innerhalb des Erhebungszeitraums auf der Webseite der Ärztekammer
117 Niedersachsen (www.aekn.de) vorgestellt und konnte über diese aufgerufen werden. Ferner wurden zufällig
118 ausgewählte Ärztinnen und Ärzte aus Niedersachsen zu Beginn des Erhebungszeitraums direkt per E-Mail mit
119 der Bitte kontaktiert, an der Befragung teilzunehmen. Als Basis für die Kontaktaufnahme dienten 530 E-Mail-
120 Adressen von Leistungserbringern, die zuvor über das Internet-Suchportal Arztauskunft-Niedersachsen
121 (www.arztauskunft-niedersachsen.de) zufällig ermittelt wurden. Aufgrund der Heterogenität seltener
122 Erkrankungen wurde jede medizinische Fachrichtung in die Umfrage miteinbezogen. Eine besondere Relevanz
123 lag aufgrund der häufig im Kindesalter auftretenden Erkrankungen dennoch in dem Fachgebiet der Kinder -und
124 Jugendmedizin sowie aufgrund der häufig unklaren Beschwerden im Fachgebiet der Inneren Medizin. Als
125 Einschlusskriterien für die Teilnahme an der Studie kann somit die Verfügbarkeit einer öffentlich einsehbaren E-
126 Mail-Adresse sowie die Ausübung einer ärztlichen Tätigkeit in Niedersachsen beschrieben werden. Um den
127 Rücklauf zu erhöhen, wurde nach drei Wochen eine zweite E-Mail an die Leistungserbringer versandt, um an die

128 Teilnahme an der Umfrage zu erinnern. Als weitere Nachfassaktion wurden zum Ende der Erhebung 30 weitere
129 zufällig ausgewählte Leistungserbringer telefonisch kontaktiert und um eine Teilnahme gebeten. Nach 1,5
130 Monaten wurden keine weiteren Fragebögen mehr erfasst, sodass der Erhebungszeitraum beendet wurde.
131 Die erhobenen Daten wurden computergestützt mit dem Programm IBM SPSS Version 22 ausgewertet. Die
132 Analyse der Datensätze erfolgte zunächst mittels deskriptiver statistischer Verfahren. Zum Zwecke einer
133 übersichtli- cheren Ergebnisdarstellung wurden jeweils die positiven und negativen Ausprägungen der Skalen
134 bei der Auswertung zusammengefasst. Weiterhin wurden die vorliegenden Daten auf signifikante Unterschiede
135 zwischen Arztgruppen untersucht. Da die Datensätze nicht normalverteilt und die Stichproben unabhängig
136 voneinander waren, baute die Untersuchung der Unterschiede auf nicht-parametrischen Verfahren auf. Für den
137 Vergleich zweier Gruppen wurde der Mann-Whitney-Test und für den Vergleich von mehr als zwei Gruppen der
138 Kruskal-Wallis-Test verwendet. Im Rahmen des Kruskal-Wallis-Tests wurde zunächst global geprüft, ob ein
139 Unterschied zwischen den Gruppen vorlag. Nachfolgend wurden durch Post-hoc-Tests die Unterschiede
140 lokalisiert. Dies erfolgte mithilfe von Paarvergleichen im Sinne des Mann-Whitney-Tests unter Einsatz einer
141 Bonferroni-Holm-Korrektur. Für die Berechnung des Mann-Whitney-Tests und des Kruskal-Wallis-Tests
142 wurden fehlende Einschätzungen (Antwortkategorie „Kann ich nicht beurteilen“) außer Acht gelassen. Um über
143 dies Zusammenhänge zwischen Variablen feststellen zu können, wurden die Rangkorrelationskoeffizienten nach
144 Spearman ermittelt. Es wurde ein Signifikanzniveau von $\alpha = 0,05$ zugrunde gelegt [8]. Die Antworten der
145 offenen Fragen wurden inhaltlich zusammengefasst und übergeordneten Themenfeldern zugeordnet.

146 **Ergebnisse**

147 **Studienpopulation**

148 An der Befragung haben 74 in Niedersachsen tätige Leistungserbringer teilgenommen. Von der Auswertung
149 wurden neun Fragebögen aufgrund fehlender Angaben bzw. aufgrund eines frühzeitigen Abbruchs der Umfrage
150 ausgeschlossen. Den Fragebogen haben somit 65 Leistungserbringer vollständig ausgefüllt. Von den
151 angeschriebenen Leistungserbringern haben folglich 12% einen auswertbaren Fragebogen zurückgesandt.
152 Tabelle 1 enthält die soziodemographischen Merkmale sowie die weiteren Charakteristika der Stichprobe. Die
153 Mehrzahl der Leistungserbringer (86%) gab an, bereits Erfahrungen mit seltenen Erkrankungen gesammelt zu
154 haben. Alle niedergelassenen Hausärzte haben sich dem Fachgebiet der Allgemeinmedizin zugeordnet.
155 Mediziner des stationären Leistungssektors gaben dabei signifikant eher an, bereits Erfahrungen mit seltenen
156 Erkrankungen zu haben, als ambulant tätige Leistungserbringer (Mann-Whitney-Test, $p = 0,014$). Weiterhin
157 konnten hierzu Unterschiede in Abhängigkeit der Größe des Ortes, in dem die Mediziner tätig waren,

158 identifiziert werden (Kruskal-Wallis-Test, $p = 0,014$). Mediziner, die in großen Städten praktizieren, gaben eher
159 an, bereits Erfahrungen mit der Versorgung einer seltenen Erkrankung gesammelt zu haben, als solche, die in
160 Kleinstädten praktizieren (Post-hoc-Vergleich, $p = 0,015$). Alle weiteren Gruppenvergleiche waren nicht
161 signifikant.

162 **Versorgungsstrukturen**

163 Spezialisierte und kooperative Versorgungsstrukturen stellen einen wesentlichen Baustein einer guten
164 Versorgung bei komplexen seltenen Erkrankungen dar [2]. Abbildung 1 gibt einen Überblick über die
165 Einschätzungen der befragten Mediziner hinsichtlich der Kommunikation zwischen Ärzten im Hinblick auf
166 seltene Krankheiten. Es ist festzuhalten, dass die Kommunikation im Rahmen der medizinischen Versorgung
167 innerhalb einer Fachrichtung generell besser bewertet wurde als die Kommunikation zwischen unterschiedlichen
168 Fachrichtungen und Leistungssektoren. Diese wurde, ebenso wie die Zusammenarbeit zwischen spezialisierten
169 Zentren mit Kliniken und ambulanten Leistungserbringern von einer relativen Mehrheit der Befragten als
170 ungenügend bewertet. Die Bewertung hinsichtlich des Ausmaßes der Verfügbarkeit spezialisierter Zentren zur
171 Versorgung seltener Erkrankungen ergab kein eindeutiges Bild.

172 **Diagnostik und Therapie**

173 Eine zeitnahe und angemessene Diagnostik und Therapie ist für Menschen mit seltenen Erkrankungen von
174 großer Bedeutung. Doch besonders in diesem Bereich bestehen für Betroffene und Mediziner häufig große
175 Herausforderungen. Die Ergebnisse in Abbildung 2 verdeutlichen, dass die Bewertungen hinsichtlich dieses
176 Themengebiets überwiegend als schlecht eingestuft wurden. Hinzufügend bewerteten Leistungserbringer des
177 stationären Leistungssektors die Verfügbarkeit von Therapiemöglichkeiten bei seltenen Erkrankungen besser als
178 Leistungserbringer des ambulanten Sektors (Mann-Whitney-Test, $p = 0,019$). Ebenso wurden Informationen zum
179 Off-Label-Use von stationär tätigen Mediziner signifikant besser beurteilt als von ambulant tätigen Mediziner
180 (Mann-Whitney-Test, $p = 0,034$). Alle weiteren Gruppenvergleiche bezüglich der Aspekte Diagnostik und
181 Therapie ergaben keine signifikanten Ergebnisse.

182 **Informationsaustausch**

183 Die Einschätzungen der Leistungserbringer im Hinblick auf die Informationsmöglichkeiten zu seltenen Erkan-
184 kungen divergieren zum Teil stark. Einen Überblick über die Meinungstendenzen der befragten Mediziner zeigt
185 Abbildung 3. Besonders auffällig ist ferner der hohe Anteil der Teilnehmer, die keine Beurteilung vorgenommen
186 haben und den teilnehmenden Leistungserbringern, die angegeben haben, solche Informationsangebote nicht zu
187 kennen. Ein eindeutiges Ergebnis ist daher im Hinblick auf die Informationsqualität von Informationsportalen,

188 Krankheitsregistern, Patientenorganisationen sowie der ärztlichen Aus-, Fort- und Weiterbildungen nicht zu
189 geben. Mittels der Rangkorrelationskoeffizienten nach Spearman r_s kann ein potentieller Zusammenhang
190 zwischen der Bekanntheit einer Informationsquelle bzw. einem spezialisierten Ansprechpartner und der
191 Beurteilung der jeweiligen Informationsqualität berechnet werden. Eine (mäßige) positive Korrelation zwischen
192 der Bekanntheit spezialisierter Ansprechpartner und der Beurteilung der Informationsqualität der Experten
193 konnte berechnet werden ($r_s = 0,422$, $p = 0,000$). Die Bewertung der Informationsqualität der Experten fällt
194 umso besser aus, je bekannter die spezialisierten Ansprechpartner sind. Eine (mäßige) positive Korrelation lässt
195 sich zwischen der Bekanntheit der Informationsangebote zu seltenen Erkrankungen und den Einschätzungen
196 bezüglich der Qualität von Informationsportalen berechnen ($r_s = 0,356$, $p = 0,004$). Die Analyse der
197 Zusammenhänge mit den verbleibenden Informationsmöglichkeiten ergab keine signifikanten Ergebnisse.

198 **Maßnahmen für eine verbesserte Versorgung**

199 Die etwaigen Problemfelder und die damit einhergehenden Potentiale geben Hinweise auf Maßnahmen, die
200 einen Beitrag zur Verbesserung der ärztlichen Versorgungssituation bei seltenen Erkrankungen leisten können.
201 Sämtliche vorgeschlagenen Maßnahmen wurden von den Befragten vorwiegend zustimmend bewertet.
202 Abbildung 4 beinhaltet die Einschätzungen der Leistungserbringer in Bezug auf die potentiellen
203 Verbesserungsmaßnahmen. Die Vergleiche zwischen den Arztgruppen ergaben, dass divergierende
204 Meinungstendenzen der Leistungserbringer in Abhängigkeit ihrer medizinischen Erfahrungsstände bestanden
205 (Kruskal-Wallis-Test, $p = 0,044$). Mediziner, die bereits über mehr als 30 Jahre medizinische Erfahrung
206 verfügen, bewerteten den Beitrag der Entwicklung evidenzbasierter Leitlinien für Diagnostik und Therapie zu
207 einer Verbesserung der Versorgungssituation bei seltenen Erkrankungen geringer als Mediziner, die elf bis 20
208 Jahre praktizierten (Post-hoc-Vergleich, $p = 0,031$). Weiterhin konnte ein Unterschied in den Einschätzungen
209 zum Auf- und Ausbau von Krankheitsregistern zwischen Leistungserbringern in Abhängigkeit der Größe des
210 Ortes, in dem sie ihre medizinische Tätigkeit ausüben, identifiziert werden (Kruskal-Wallis-Test, $p = 0,002$). Der
211 Gruppenvergleich ergab, dass Mediziner, die in Großstädten tätig sind, einer solchen Maßnahme eine größere
212 Relevanz zuschreiben, als Mediziner, die in Kleinstädten tätig sind (Post-hoc-Vergleich, $p = 0,002$).

213 **Sonstige Stellungnahmen**

214 Ein Teil der befragten Mediziner nutzte die Möglichkeit, eigene Stellungnahmen zu relevanten Aspekten
215 abzugeben, die im Rahmen der Befragung keine Erwähnung fanden. Die Stellungnahmen können in die
216 übergeordneten Themenbereiche ärztliche Ausbildung, Informationsaustausch, Versorgungsstrukturen und
217 Finanzierung sowie öffentliche Aufmerksamkeit unterteilt werden und umfassen zusätzliche Vorschläge zur

218 Verbesserung der Versorgungssituation. Das Themenfeld der ärztlichen Ausbildung wurde von zwei
 219 teilnehmenden Medizinerinnen betitelt. So gab ein Arzt an: „Patienten ohne Diagnose und mit vermeintlich seltener
 220 Erkrankung haben in einem hohen Prozentsatz keine seltene Erkrankung, aber eine Erkrankung, die durch die
 221 standardisierte, technisierte Diagnostik nicht erfasst wird. Die früher in Kliniken geübte Praxis, Diagnosen zu
 222 stellen wird durch alleinige Durchführung von Diagnostik aus Kostengründen verdrängt. [...] Patienten ohne
 223 Diagnose, die von Arzt zu Arzt rennen, werden somit zahlreicher und das Gesundheitssystem teurer. Die oben
 224 genannten Strukturen werden dies nicht ändern können.“ Ein weiterer Mediziner gab überdies an: „Bei seltenen
 225 Erkrankungen hilft Grundweiterbildung nicht, das gehört in die Facharztausbildung. [...] Eine Grundausbildung
 226 ‘‘Strategien und Umgang mit seltenen Erkrankungen’’ und ein Register der Behandler seltener Erkrankungen
 227 wäre da hilfreich.“ Die im Fragebogen erwähnten Aspekte des Informationsaustauschs bei seltenen
 228 Erkrankungen wurden durch eigene Stellungnahmen der Befragten ergänzt. Ein Arzt sagte: „Es bedarf lediglich
 229 einer besseren Erfassung und Meldung seltener Erkrankungen. Die Behandlung läuft in vielen Fällen
 230 zentralisiert. Allerdings glaube ich, dass z. B. solche Erkrankungen wie die Sarkoidose und Tbc [Tuberkulose] in
 231 die Hand der niedergelassenen Pneumologen bleiben sollten. Hier müssen vor allem die bürokratischen Hürden
 232 für die Spezialfachärztliche Versorgung niedriger werden und die Zusammenarbeit mit Zentren als gewollte
 233 ambulante Struktur erhalten bleiben.“ Darüber hinaus führten mehrere der befragten Mediziner eigene
 234 Stellungnahmen zu den Versorgungsstrukturen und der Finanzierung bei seltenen Erkrankungen an. Beispielhaft
 235 sagte ein Mediziner: „Wir benötigen dringend eine angemessene Finanzierung und Organisationsform der
 236 spezialisierten Behandlung außerhalb der traditionellen sektoralen Versorgung und Vergütung. Die ambulante
 237 Diagnostik/Behandlung im Rahmen der persönlichen Ermächtigung ist der Aufgabenstellung vollkommen
 238 unangemessen. Die spezialisierte Behandlung ist multiprofessionell und nicht auf Einzelpersonen ausgerichtet.
 239 Die Diagnostik/Behandlung sollte mindestens den Status von Institutsambulanzen erhalten. [...]“ Ein
 240 Themenfeld, das innerhalb des Fragebogens nicht aufgegriffen wurde, stellt überdies die öffentliche
 241 Aufmerksamkeit hinsichtlich seltener Erkrankungen dar. Ein Mediziner gab an, dass durch „Medienkampagnen
 242 zum Aufzeigen der gesellschaftlichen Notwendigkeit der Investitionen“ verstärkt auf die Relevanz des Themas
 243 seltener Erkrankungen aufmerksam gemacht werden müsse.

244 **Tabelle 1: Deskriptive Darstellung der Stichprobe.**

Geschlecht	
Weiblich	26 (40,0%)
Männlich	39 (60,0%)

Alter		
Mittelwert		48 Jahre (min. 32; max. 62)
Leistungssektor		
Ambulant		34 (52,3%)
	Organisationsform (n=34)	
	Gemeinschaftspraxis	16 (47,1%)
	Einzelpraxis	8 (23,5%)
	Praxisgemeinschaft ⁵	5 (14,7%)
	MVZ	5 (14,7%)
	Tätigkeit (n=34)	
	Niedergelassener Facharzt	20 (30,8%)
	Niedergelassener Hausarzt	8 (12,3%)
	Angestellter Arzt in MVZ	4 (6,2%)
	Angestellter Ärztin ambulanter Praxis	2 (3,1%)
Stationär		31 (47,7%)
	Position (Klinikärzte) (n=31)	
	Chefarzt	8 (25,8%)
	Oberarzt	20 (64,5%)
	Assistenzarzt	3 (9,7%)
Medizinisches Fachgebiet		
	Innere Medizin	16 (24,6%)
	Kinder- und Jugendmedizin	10 (15,4%)
	Allgemeinmedizin	9 (13,8%)
	Chirurgie	7 (10,8%)
	Anästhesiologie	5 (7,7%)
	Neurologie	3 (4,6%)
	Haut- und Geschlechtskrankheiten	3 (4,6%)
	Frauenheilkunde und Geburtshilfe	3 (4,6%)
	Augenheilkunde	3 (4,6%)
	Sonstige	6 (9,2%)

Größe desOrtes		
	Großstadt (>100.000 Einwohner)	19 (29,2%)
	Stadt mittlerer Größe (>20.000 bis 100.000 Einwohner)	30 (46,2%)
	Kleinstadt (>5.000 bis 20.000 Einwohner)	14 (21,5%)
	Ländlicher Raum (<5.000 Einwohner)	2 (3,1%)
Medizinische Erfahrung		
	>30 Jahre	7 (10,8%)
	21 bis 30Jahre	24 (36,9%)
	11 bis 20Jahre	28 (43,1%)
	6 bis 10Jahre	4 (6,2%)
	Bis 5 Jahre	2 (3,1%)

245 **Diskussion**

246 In der vorliegen den Studie konnte gezeigt werden, dass bekannte Defizite in der Versorgung von Menschen mit
247 seltenen Erkrankungen weiterhin Bestand haben. Darüber hinaus konnte auch eruiert werden, dass durch neue
248 implementierte Versorgungsstrukturen zusätzliche Herausforderungen entstanden sind. Trotz eines geringen
249 Rücklaufs des Fragebogens (etwa 12%) konnten auf Basis der erhobenen Daten die zu untersuchenden
250 Fragestellungen beantwortet werden. Mögliche Gründe für den geringen Rücklauf könnte die geringe zeitliche
251 Verfügbarkeit der Mediziner an Studien teilzunehmen oder die Einschätzung, dass es sich bei der Versorgung
252 von Menschen mit seltenen Erkrankungen um ein Fachgebiet handelt, dass sie selbst nicht betrifft, sein.

253 Die Vernetzung von Ärzten spielt im Rahmen der Gesundheitsversorgung eine entscheidende Rolle. So weisen
254 vernetzte Strukturen wie Praxisnetze oder Medizinische Versorgungszentren bei häufigen chronischen
255 Erkrankungen den Vorteil auf, die Versorgungsabläufe besser auf einander abzustimmen und so ein
256 Missmanagement vermeiden zu können [9]. Die Vorteile einer Vernetzung scheinen jedoch auch bei der
257 Versorgung seltener Erkrankungen zu greifen. Bereits vorausgegangene empirische Erhebungen zur Ver-
258 sorgungssituation von Menschen mit seltenen Erkrankungen in Deutschland und Österreich spiegelten die
259 Relevanz von Vernetzungsmaßnahmen innerhalb des Gesundheitswesens wider [2,10]. In dieser Studie konnte
260 über die bisherigen Ergebnisse hinaus gezeigt werden, dass die Vernetzung in Bezug auf die Versorgung von
261 Menschen mit seltenen Erkrankungen innerhalb einer Fachrichtung deutlich besser zu funktionieren scheint, als
262 die fachübergreifende Vernetzung. Die Kommunikation und Kooperation zwischen Ärzten und die Nutzung

263 fachlicher Synergien können dazu beitragen, seltene Erkrankungen schneller zu erkennen und die
264 anschließenden Behandlungsabläufe effizienter und qualitativ hochwertiger zu gestalten. Eine Vielzahl seltener
265 Erkrankungen ist sehr komplex und tritt systemisch auf, daher weist vor allem eine interdisziplinäre Vernetzung
266 spezialisierter Experten und Einrichtungen ein besonders hohes Potential auf. Entsprechende Netzwerke bieten
267 die Grundlage für einen Informations- und Erfahrungsaustausch und bergen dadurch das Potential, ganzheitliche
268 Therapieansätze zu entwickeln und anzuwenden [2,10]. Die Ergebnisse dieser Studie legen dar, dass diese
269 wichtige interdisziplinäre Vernetzung von Medizinern noch weiter auszubauen ist. Netzwerke spezialisierter
270 Leistungserbringer und Einrichtungen können überdies eine Unterstützung für Mediziner im primärärztlichen
271 Bereich darstellen. Durch die Bereitstellung verlässlicher Informationen können Netzwerke dazu beitragen,
272 bestehende Wissensdefizite zu seltenen Krankheiten zu verringern, Unsicherheiten im Rahmen der Diagnostik
273 und Behandlung zu lösen und so die Versorgung der Patienten zu optimieren [10]. Der Informations- und
274 Erfahrungsaustausch bietet damit die Möglichkeit, die Gefahr einer Fehl- und Überversorgung in folge falscher
275 Diagnosen für die Betroffenen zu senken. Eine bessere Vernetzung von Experten kann sich folglich positiv auf
276 eine an den Bedürfnissen der Patienten ausgerichtete Versorgung auswirken [2]. Auch für die Forschung kann
277 eine Vernetzung von Kompetenzen Vorteile vorhalten. Da Forschung im Bereich seltener Erkrankungen häufig
278 komplex ist und ein hohes Maß an Spezialisierung erfordert, birgt eine enge und koordinierte Zusammenarbeit
279 der wenigen spezialisierten Experten und Einrichtungen in Netzwerken ein großes Potential. Zudem ist die
280 Vernetzung (über Landesgrenzen hinweg) häufig der einzige Weg, um die Erforschung seltener Erkrankungen
281 überhaupt zu ermöglichen, wenn die Rekrutierung einer hinreichend großen Studienkohorte aufgrund der
282 Seltenheit der Krankheiten unter anderen Umständen nicht möglich ist [7,11]. Sowohl auf nationaler als auch auf
283 europäischer Ebene wird eine vernetzte interdisziplinäre Erforschung seltener Erkrankungen daher bereits
284 finanziell gefördert [12].

285 Eine wichtige Thematik im Bereich seltener Erkrankungen spielt über dies die Bildung spezialisierter Zentren.
286 Spezialisierte Zentren stellen eine weitere Form der Vernetzung dar und schaffen so eine Grundlage für eine
287 enge Zusammenarbeit von Medizinern und anderen relevanten Gesundheitsberufen sowie einen Austausch von
288 Fachleuten und Fachwissen [6]. Die Ergebnisse dieser Studie verdeutlichen den Bedarf an spezialisierten
289 Zentren für seltene Erkrankungen. Durch die Errichtung spezialisierter Zentren ergeben sich angesichts einer
290 Bündelung von Kompetenzen und der Verbindung von Versorgung und Forschung erhebliche Vorteile. Zentren
291 für seltene Erkrankungen fungieren als hochspezialisierte Anlaufstelle für die Betroffenen und können durch die
292 Langzeitbeobachtung von Betroffenen dazu beitragen, Erfahrungswerte zu seltenen Krankheiten zu sammeln, zu
293 konzentrieren sowie nachhaltig zu sichern und spezielle Therapieansätze zu entwickeln [10,12]. Um die

294 Versorgung bei seltenen Erkrankungen zu verbessern wurden in Deutschland vor allem an Universitätskliniken
295 Zentren für seltene Erkrankungen gegründet. Dies wird darüber hinaus auch durch die teilnehmenden
296 Medizinerin dieser Studie befürwortet. Allerdings mangelt es derzeit an einer systematischen nationalen und
297 europaweiten Vernetzung der existierenden Zentren, sodass der Erfahrungs- und Informationsaustausch
298 eingeschränkt ist [5]. Der Auf- und Ausbau entsprechender Zentren sowie ihre Vernetzung nehmen daher künftig
299 einen besonderen Stellenwert ein. Auch die potentielle unzureichende Finanzierung dieser Zentren zeigt den
300 weiterhin bestehenden Forschungs- und Entwicklungsbedarf.

301 Die Ergebnisse dieser Studie lassen weiterhin schlussfolgern, dass aufgrund der mangelnden Verfügbarkeit
302 geeigneter Diagnose- und Therapiemöglichkeiten zu seltenen Erkrankungen diesem Bereich eine große
303 Bedeutung bei künftigen Forschungsaktivitäten zukommen sollte. Im Rahmen des Nationalen Aktionsplans für
304 seltene Erkrankungen wurden verschiedene Projekte mit Bezug auf die Diagnose beschleunigung und die
305 Bereitstellung von Leitlinien angestoßen [6].

306 Ein Verbesserungspotential sah die überwiegende Mehrheit der teilnehmenden Leistungserbringer in dieser
307 Studie überdies in der Entwicklung qualitätsgesicherter Informationsportale. Informationen nehmen in der
308 Diagnose und Therapie von seltenen Erkrankungen einen hohen Stellenwert ein. Der Wissenstransfer durch eine
309 Bereitstellung von Informationen ist innerhalb der Gesundheitsversorgung entscheidend, um die Gefahr von
310 Fehldiagnosen zu reduzieren und die Versorgungsabläufe zu verbessern. Informationsportale im Internet haben
311 gegenüber anderen Informationsquellen den Vorteil, relevante Daten schnell und aggregiert bereitzustellen bzw.
312 abrufen zu können. Entscheidend ist hierbei jedoch die Qualität der bereitgestellten Informationen. Über das
313 Internet stehen bereits zahlreiche Informationsangebote über seltenen Erkrankungen zur Verfügung. Diese
314 werden jedoch vielfach nur unzureichend von den Zielgruppen genutzt. Darüberhinaus bieten einige dieser
315 Angebote keine Sicherheit bezüglich der Informationsqualität [6]. Die Qualität von Informationsquellen
316 bewerteten die an dieser Studie teilnehmenden Mediziner sehr unterschiedlich. Als qualitativ gute
317 Informationsquelle wurden vor allem spezialisierte Experten eingestuft. Hingegen wurde unter anderem die
318 Informationsqualität von Krankheitsregistern als weniger gut bewertet. Der Nationale Aktionsplan für Menschen
319 mit Seltenen Erkrankungen impliziert in diesem Zusammenhang Maßnahmenvorschläge im Handlungsfeld
320 Informationsmanagement [6,13].

321 Eine weitere Informationsmöglichkeit zu seltenen Erkrankungen stellen Patienten- bzw.
322 Selbsthilfeorganisationen dar. Der Maßnahmenvorschlag eines besseren Informationstransfers zwischen
323 Patientenorganisationen und Ärzten wurde in dieser Studie von den Medizinerinnen befürwortet. Allerdings fiel auch
324 in diesem Fall die Zustimmung im Vergleich zu den anderen Maßnahmenvorschlägen geringer aus. Dies könnte

325 darauf zurückzuführen sein, dass ein Teil der Befragten skeptisch hinsichtlich der Qualität von Informationen
326 von Patientenorganisationen ist. Ein weiterer Grund könnte darin liegen, dass ein Teil der Ärzte einen erhöhten
327 zeitlichen Aufwand befürchtet [14]. Patienten -bzw. Selbsthilfeorganisationen weisen jedoch ein großes Potential
328 bezüglich der Informationsübermittlung auf. Sie entwickelten sich infolge einer mangelnden Verfügbarkeit von
329 Spezialisten, Therapiemöglichkeiten und Informationen zu einzelnen Krankheiten [15]. Patienten - bzw.
330 Selbsthilfegruppen entstanden dabei häufig durch den Zusammenschluss von Patienten, Angehörige und/oder
331 Ärzten bestimmter Erkrankungen und bauten dadurch einen enormen krankheitsspezifischen Wissens- und
332 Erfahrungsstand auf. Es können somit wertvolle Informationen bspw. über das Krankheitsbild, den Verlauf einer
333 Erkrankung sowie über verfügbare Diagnose- und Therapiemöglichkeiten gezielt bereitgestellt werden [11]. Ein
334 Austausch mit Patientenorganisationen, die als Experten in eigener Sache fungieren, kann folglich für Mediziner
335 hilfreich sein und damit die Verbesserung der Versorgungssituation der Betroffenen fördern [6].
336 Eine umfangreiche Wissensvermittlung zu seltenen Erkrankungen innerhalb der ärztlichen Aus-, Fort- und
337 Weiterbildung ist in Anbetracht der Vielzahl heterogener Krankheiten in der Realität nicht umzusetzen und
338 damit nicht sinnvoll. Wie auch von einigen an dieser Studie teilnehmenden Mediziner ergänzt wurde, sollte
339 vielmehr die Sensibilitäts- und Bewusstseinsförderung medizinischer Leistungserbringer für das Vorhandensein
340 solcher Erkrankungen im Vordergrund stehen, so dass seltene Krankheiten auch als solche erkannt werden
341 können. Die ärztlichen Bildungsmaßnahmen sollten weiterhin insbesondere Kenntnisse zur Nutzung von
342 Informations - und Diagnosemöglichkeiten sowie zu einem adäquaten Patientenmanagement vermitteln [2,10].
343 Die Einschätzungen der befragten Mediziner in Niedersachsen stehen tendenziell im Einklang mit den
344 Ergebnissen der vorausgegangenen Studien in Deutschland und Österreich zur Versorgung von Menschen mit
345 seltenen Erkrankungen. Zusätzlich identifizierte Defizite konnten durch diese Studie hinzugefügt werden. Um
346 überdies eine ganzheitliche Sicht auf die Versorgungssituation zu erhalten, sind die Einschätzungen der
347 Patienten und weiterer Akteure des Gesundheitswesens mit einzubeziehen. Auch anderen Gesundheitsberufen
348 wie etwa Pflegekräften oder (Psycho-)Therapeuten und ebenso Selbsthilfeorganisationen kommt bei der
349 Linderung der körperlichen und psychischen Probleme der Betroffenen ein großer Stellenwert zu, sodass auch
350 eine Ausweitung der Forschung auf diese Bereiche sinnvoll ist.

351 **Limitationen**

352 Die dargelegten empirischen Ergebnisse sowie die Schlussfolgerungen beruhen auf einer relativ kleinen
353 Stichprobe. Dennoch bildete die Stichprobe angesichts ihrer Diversität eine gute Grundlage für einen Überblick
354 über die Versorgung bei seltenen Erkrankungen und die damit einhergehenden Probleme und Potentiale aus ärzt-

355 licher Sicht. Darüber hinaus ist anzumerken, dass sich die Fragestellungen allgemein auf alle seltenen Erkrän-
356 kungen gleichermaßen beziehen und keine differenzierte Betrachtung für einzelne Erkrankungen zulassen. Dies
357 ist in Anbetracht dessen, dass die Versorgungsstrukturen einiger seltener Erkrankungen wie etwa Mukoviszidose
358 bereits besser ausgebaut sind als bei anderen Erkrankungen, zu berücksichtigen und verweist auf die Grenzen der
359 vorliegenden Erhebung. Trotz der Heterogenität der seltenen Erkrankungen weisen die meisten Erkrankungen
360 wesentliche Gemeinsamkeiten in Bezug auf die notwendigen Versorgungsstrukturen auf, so dass eine generelle
361 Untersuchung der Versorgungssituation einen guten Überblick über die Probleme und Potentiale ermöglicht, die
362 eine Grundlage für künftige Verbesserungsmaßnahmen bilden können.

363 **Schlussfolgerung**

364 Innerhalb dieser Studie konnten die eingangs aufgestellten Fragestellungen bezüglich der Versorgung von
365 Menschen mit seltenen Erkrankungen in Niedersachsen beantwortet werden. Es konnte beispielsweise wichtige
366 Aspekte der Kommunikation zwischen Leistungserbringern als auch der Wissensvermittlung im Bereich der
367 seltenen Erkrankungen diskutiert werden. Darüber hinaus ergaben sich bei der Betrachtung der Ergebnisse
368 teilweise signifikante Unterschiede in Bezug auf unterschiedliche Leistungssektoren.

369 Die Ergebnisse bestätigen, dass weiterhin Handlungsbedarfe im Hinblick auf die Versorgung von Menschen mit
370 seltenen Erkrankungen bestehen. Der deutsche Gesetzgeber hat eine Reihe von Maßnahmen angestoßen, um die
371 umfassende und spezialisierte Behandlung der Betroffenen zu ermöglichen. Allerdings zeichnen sich für die
372 betrachteten Versorgungsformen vor allem Finanzierungsdefizite ab, die eine Ausweitung spezialisierter
373 Versorgungsstrukturen hemmen [11]. Dies führt zu einer spezialisierten Versorgung der Betroffenen an
374 wenigen Standorten, welche in der Regel abhängig von lokalen Gegebenheiten und Interessen, nicht aber von
375 dem tatsächlichen Bedarf sind. Ein flächendeckendes, qualitativ hochwertiges Versorgungsnetz ist somit für
376 seltene Erkrankungen noch nicht vorzufinden [16,17]. Neben der Beseitigung dieser finanziellen Hürden scheint
377 auch besonders eine Verbesserung der Kommunikations- und Informationssituation von Leistungserbringern die
378 Versorgung von Menschen mit seltenen Erkrankungen zu verbessern.

379 **Interessenkonflikte**

380 Die Autoren geben keine Interessenkonflikte an.

381 **Appendix A. Zusätzliche Daten**

382 Zusätzliche Daten verbunden mit diesem Artikel finden sich in der Online-Version unter: doi:10.1016/j.zefq.
383 2016.05.003.

384 **Literatur**

- 385 [1] Kaplan W, Wirtz VJ, Mantel-Teeuwisse A, Duthey B, Laing R, Stolk P. Priority Medicines for Europe and
386 the World 2013 Update;2013. http://www.who.int/medicines/areas/priority_medicines/MasterDocJune28FINAL
387 [Web.pdf](#) (accessed 24.02.16).
- 388 [2] Eidt D, Frank M, Reimann A, Wagner TOF, Mittendorf T, Graf von der Schulenburg JM. Maßnahmen zur
389 Verbesserung der gesundheitlichen Situation von Menschen mit seltenen Erkrankungen in Deutschland—Studie
390 im Auftrag des Bundesministeriums für Gesundheit, Berlin; 2009.
- 391 [3] Voigtländer T. „Orphan diseases“. *Monatsschr. Kinderheilkd* 2012;160(9):863—75,
392 <http://dx.doi.org/10.1007/s00112-012-2668-7>.
- 393 [4] Graf von der Schulenburg JM, Frank M. Rare is frequent and frequent is costly: rare diseases as a challenge
394 for health care systems. *Eur. J. Health Econ* 2015;16(2):113—8, <http://dx.doi.org/10.1007/s10198-014-0639-8>.
- 395 [5] Hennrich M, Bommer M, Haller H, Jordans I, Müller D, Schrezenmeier H. Empfehlungen für einen besseren
396 Umgang mit seltenen und äußerst seltenen Erkrankungen; 2013. <https://www.biodeutschland.org/tl>
397 [files/content/dokumente/biothek/2015/Empfehlungen_fuer_einen_besseren_Umgang_mit_seltenen_und_aeuusserst_seltenen_Erkrankungen.pdf](#) (accessed 24.02.16).
- 398 [6] NAMSE, Nationaler Aktionsplan für Menschen mit Seltenen Erkrankungen. Handlungsfelder, Empfehlungen
399 und Maßnahmenvorschläge; 2013. <http://www.namse.de/images/stories/Dokumente/nationaleraktionsplan.pdf>
400 (accessed 24.02.16).
- 401 [7] NAMSE. Zwischenbericht zur Umsetzung des Nationalen Aktionsplans für Menschen mit Seltenen
402 Erkrankungen; 2015. <http://www.namse.de/images/stories/Dokumente/namsemonitoringbericht.pdf> (accessed
403 24.02.16).
- 404 [8] Bortz J, Döring B. Forschungsmethoden und Evaluation. In: Für Human- und Sozialwissenschaftler, 4.,
405 überarbeitete Aufl. Springer, Heidelberg: Springer-Lehrbuch; 2006.
- 406 [9] Laag S. Ins Netz gegangen. *info Praxisteam* 2010;4:10.
- 407 [10] Voigtländer T, Bachner F, Unterberger U, Leopold C, Ladurner J, Habl C. Seltene Erkrankungen in
408 Österreich. Empirische Erhebung zur aktuellen Situation von Betroffenen. Ergebnisbericht, Wien; 2012.
- 409

410 [11] Eidt-Koch D, Gesundheitsökonomische Aspekte von seltenen Erkrankungen am Beispiel Mukoviszidose, 1.
 411 Aufl. Schriftenreihe des Instituts für Versicherungsbetriebslehre der Universität Hannover, Band 16. Cuvillier,
 412 Göttingen, 2009.

413 [12] E-Rare ERA-Net for Research Programmes on rare Diseases, The Project. <http://www.erare.eu/project>,
 414 2016. (accessed 24.02.16).

415 [13] Riemer G, Seltene Erkrankungen: Vorbild Kompetenzzentren. Dtsch. Arztebl. International. 109;50 (2012)
 416 A-2516-A-2518.

417 [14] ZIPSE, Zentrales Informationsportal über seltene Erkrankungen. <http://www.portal-se.de>, 2016. (accessed
 418 24.02.16).

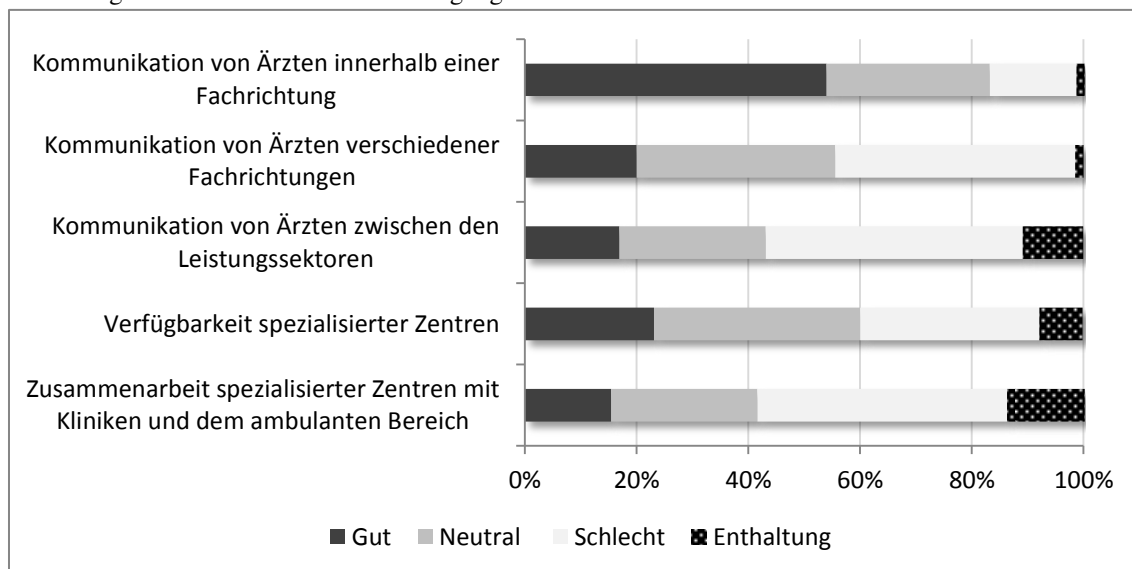
419 [15] AOK Bundesverband, Partnerschaft auf Augenhöhe. <http://www.aok-bv.de/gesundheit/selbsthilfe/index>
 420 11027.html, 2013. (accessed 24.02.16).

421 [16] ACHSE, Kennen Sie eine seltene Erkrankung? Und kennen Sie uns? [http://www.achse-](http://www.achse-online.de/cms/medienbord/download-dokumente/Broschuere-komprimiert.pdf)
 422 [online.de/cms/medienbord/download-dokumente/Broschuere-komprimiert.pdf](http://www.achse-online.de/cms/medienbord/download-dokumente/Broschuere-komprimiert.pdf), 2010. (accessed 24.02.16).

423 [17] von Bandemer S, Salewski K, Schwanitz R. Integrative Versorgungskonzepte bei seltenen Erkrankungen:
 424 Der Ansatz von Shared Care. Institut Arbeit und Technik (IAT), Westfälische Hochschule, University of Applied
 425 Sciences, 03/2010, 2010.

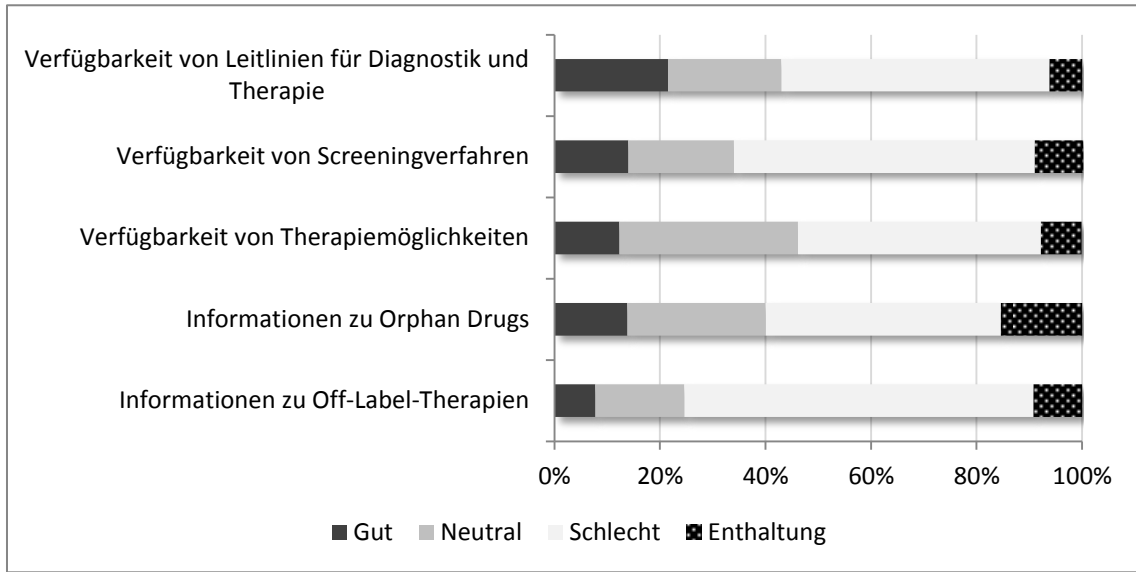
426 **Abbildungen**

427 **Abbildung 1 Kommunikation und Versorgungsstruktur**



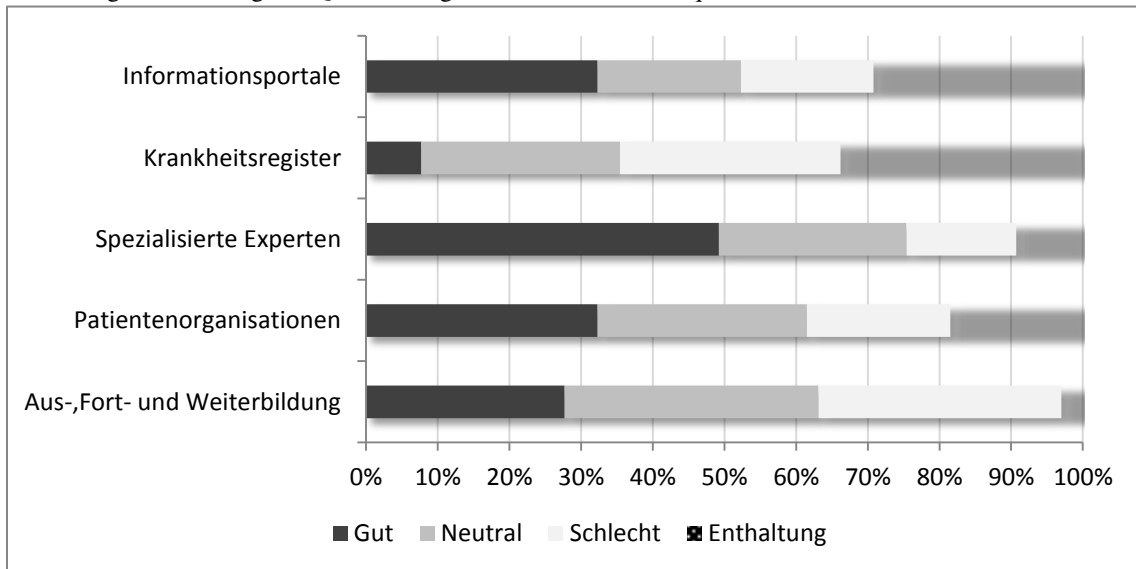
428

429 Abbildung 2 Diagnostik und Therapie



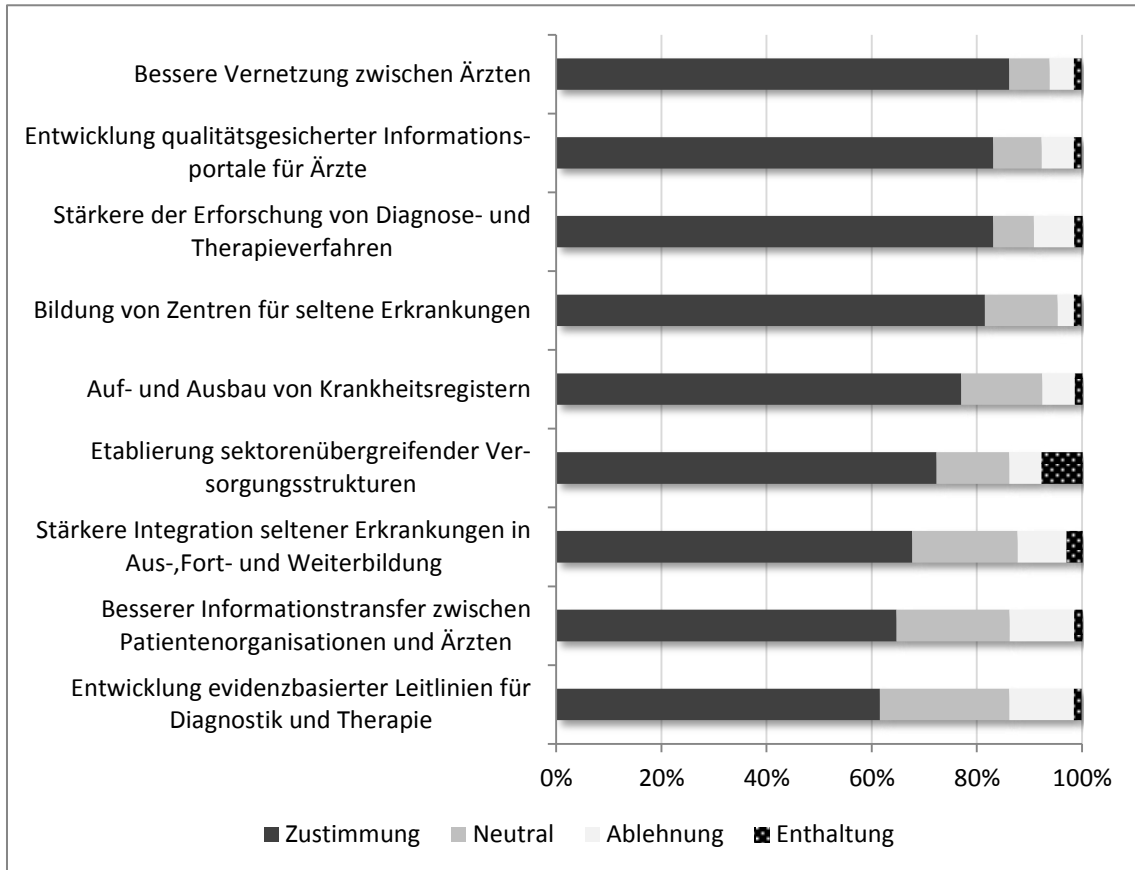
430

431 Abbildung 3 Bewertung der Qualität ausgewählter Informationsquellen



432

433 Abbildung 4 Maßnahmen für eine verbesserte Versorgung



434