

## Detection of motional ground state population of a trapped ion using delayed pulses

This content has been downloaded from IOPscience. Please scroll down to see the full text.

2016 New J. Phys. 18 013037

(<http://iopscience.iop.org/1367-2630/18/1/013037>)

View [the table of contents for this issue](#), or go to the [journal homepage](#) for more

Download details:

IP Address: 194.95.158.13

This content was downloaded on 30/11/2016 at 08:51

Please note that [terms and conditions apply](#).

You may also be interested in:

[Rapid adiabatic passage in a Pr<sup>3+</sup>:Y<sub>2</sub>SiO<sub>5</sub> crystal](#)

Jens Klein, Fabian Beil and Thomas Halfmann

[Microwave control of atomic motional states in a spin-dependent optical lattice](#)

Noomen Belmechri, Leonid Förster, Wolfgang Alt et al.

[Deterministic entanglement of ions in thermal states of motion](#)

G Kirchmair, J Benhelm, F Zähringer et al.

[Quantum simulations with cold trapped ions](#)

Michael Johanning, Andrés F Varón and Christof Wunderlich

[Experimental quantum simulations of many-body physics with trapped ions](#)

Ch Schneider, Diego Porras and Tobias Schaetz

[Efficient coherent internal state transfer in trapped ions using stimulated Raman adiabatic passage](#)

Jens L Sørensen, Ditte Møller, Theis Iversen et al.

[Population transfer of a NaH molecule via stimulated Raman adiabatic passage](#)

Jing-Bo Zai, Wei-Shen Zhan, Shuo Wang et al.

[The coherence of qubits based on single ions](#)

F Schmidt-Kaler, S Gulde, M Riebe et al.

[Coherent internal state transfer by a three-photon STIRAP-like scheme for many-atom samples](#)

M R Kamsap, T B Ekogo, J Pedregosa-Gutierrez et al.



## PAPER

## Detection of motional ground state population of a trapped ion using delayed pulses

## OPEN ACCESS

## RECEIVED

30 September 2015

## REVISED

29 November 2015

## ACCEPTED FOR PUBLICATION

29 December 2015

## PUBLISHED

14 January 2016

Original content from this work may be used under the terms of the [Creative Commons Attribution 3.0 licence](#).

Any further distribution of this work must maintain attribution to the author(s) and the title of the work, journal citation and DOI.

F Gebert<sup>1</sup>, Y Wan<sup>1,3</sup>, F Wolf<sup>1</sup>, Jan C Heip<sup>1</sup> and Piet O Schmidt<sup>1,2</sup><sup>1</sup> Physikalisch-Technische Bundesanstalt, D-38116 Braunschweig, Germany<sup>2</sup> Institut für Quantenoptik, Leibniz Universität Hannover, D-30167 Hannover, Germany<sup>3</sup> Present address: National Institute of Standards and Technology, Boulder, Colorado 80305-3328, USA.E-mail: [Piet.Schmidt@quantummetrology.de](mailto:Piet.Schmidt@quantummetrology.de)

Keywords: adiabatic state manipulation, STIRAP, trapped ions, motional state population

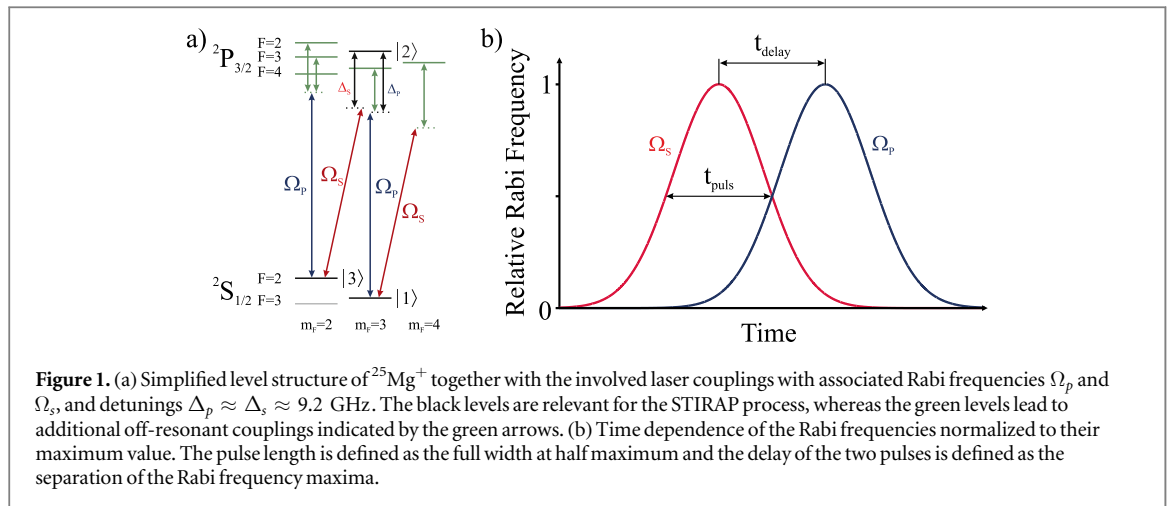
## Abstract

Efficient preparation and detection of the motional state of trapped ions is important in many experiments ranging from quantum computation to precision spectroscopy. We investigate the stimulated Raman adiabatic passage (STIRAP) technique for the manipulation of motional states in a trapped ion system. The presented technique uses a Raman coupling between two hyperfine ground states in  $^{25}\text{Mg}^+$ , implemented with delayed pulses, which removes a single phonon independent of the initial motional state. We show that for a thermal probability distribution of motional states the STIRAP population transfer is more efficient than a stimulated Raman Rabi pulse on a motional sideband. In contrast to previous implementations, a large detuning of more than 200 times the natural linewidth of the transition is used. This approach renders STIRAP suitable for atoms in which resonant laser fields would populate nearby fluorescing excited states and thus impede the STIRAP process. We use the technique to measure the wavefunction overlap of excited motional states with the motional ground state. This is an important application for force sensing applications using trapped ions, such as photon recoil spectroscopy, in which the signal is proportional to the depletion of motional ground state population. Furthermore, a determination of the ground state population enables a simple measurement of the ion's temperature.

## 1. Introduction

Progress in trapped-ion quantum information processing [1–4], quantum simulation [5, 6], and precision spectroscopy experiments [7–12] is largely based on advances in the ability to control and manipulate the quantum states of the system. Trapped and laser-cooled ions represent a particularly well-controlled system for which different techniques have been established to control the internal (electronic) and external (motional) state. Commonly, sequences of laser or microwave pulses are applied to prepare a desired state or implement operations for state manipulation. For this, mostly square pulses with a fixed length and frequency are employed that rotate the atomic qubit and—depending on the experimental implementation—also change the motional state. The effect of undesired frequency components in square-shaped pulses has previously been reduced by employing amplitude-shaped pulses with a smooth rising and falling slope [13–15]. Furthermore, composite pulses, first developed in the context of nuclear magnetic resonance [16–18], are used in trapped ion systems to implement complex algorithms [19, 20] or operations that are less sensitive to variations of the experimental parameters [21–24].

Adiabatic state manipulation represents another class of techniques with reduced sensitivity to fluctuations in the coupling strength [25, 26]. Pulses with slowly varying intensity and/or frequency are used to manipulate the state of the system. For trapped ions two adiabatic techniques have been investigated, namely rapid adiabatic passage (RAP) and stimulated Raman adiabatic passage (STIRAP). In RAP a frequency and amplitude modulated pulse is used to tailor the dynamics of the atomic state dressed by the light field for adiabatic transfer of population between two bare atomic states. In the experiment, the time dependence of the intensity usually



has a Gaussian shape, whereas the frequency is varied linearly in time across an atomic resonance. RAP has been used in optical qubits on carrier transitions for robust internal state preparation [27–30], and on sideband transitions, to prepare Fock [31] and Dicke [32, 33] states. The STIRAP technique is typically realized in  $\Lambda$ -systems and relies on an adiabatic evolution from an initial to a final state without populating a short-lived intermediate state. It is usually implemented using Gaussian-shaped intensity profiles of two laser pulses with a fixed frequency difference that are delayed with respect to each other in time. It has been demonstrated for population transfer [34] and the generation of Dicke states [35], and suggested for efficient qubit detection of single ions [36] and Doppler-free efficient state transfer in multi-ion crystals [37].

Here we demonstrate STIRAP between hyperfine qubit states in  $^{25}\text{Mg}^+$  involving a change in the motional state. The coupling strength of such sideband transitions is strongly dependent on the initial motional state of the ion [38]. We used the insensitivity of STIRAP to the coupling strength to perform a complete population transfer of motionally excited states to determine the motional ground state population. For thermal states the ground state population is a direct measure for the temperature [39]. Using this approach, good agreement with the expected Doppler cooling temperature is found.

We implement STIRAP using a large detuning, which is in contrast to the near resonant STIRAP transfer typically discussed in the literature [25, 40]. In this situation the counter-intuitive and intuitive pulse sequences give comparable population transfer efficiency, allowing the pulse order to be chosen in order to minimize off-resonant scattering. The intuitive pulse sequence was previously studied in doped crystals and termed b-STIRAP [41]. The comparably large detuning of 9.2 GHz used in our experiment suppresses spontaneous emission from light fields coupling to states not involved in the STIRAP process, allowing STIRAP to be implemented in multi-level systems such as the  $^{25}\text{Mg}^+$  ion used in this work.

The paper is organized as follows. In section 2 we provide an introduction into the theoretical treatment of STIRAP. The experimental setup for the realization of STIRAP with a single trapped  $^{25}\text{Mg}^+$  ion is briefly described in section 3. The implementation of numerical simulations supporting the experimental findings is described in section 4. In section 5 we present the experimental results of our investigation on the STIRAP efficiency and its dependence on pulse order, pulse length and pulse separation together with the numerical simulations. An optimized pulse sequence is used to demonstrate the advantage of STIRAP over a stimulated Raman Rabi population transfer on carrier and sideband transitions for a thermal state. Section 6 summarizes the work and points at possible improvements and applications of the technique.

## 2. Principles

In the following, we briefly review the basics of STIRAP in a three-level  $\Lambda$ -scheme as shown in figure 1. The Hamiltonian of the three-level system coupled by two light fields in the interaction picture using the rotating wave approximation is given by [25]:

$$\mathcal{H} = \frac{\hbar}{2} \begin{pmatrix} -2\Delta_p & \Omega_p & 0 \\ \Omega_p & 0 & \Omega_s \\ 0 & \Omega_s & -2\Delta_s \end{pmatrix}, \quad (1)$$

where the  $\Omega_i$ 's are the Rabi frequencies and the  $\Delta_i = \omega_{\text{atom}} - \omega_i$  are the detunings of the so-called pump and Stokes laser beams with respect to the atomic transition frequency  $\omega_{\text{atom}}$ . In the case of two-photon resonance

$\Delta_p = \Delta_s = \Delta$ , the eigenfrequencies of the system are given by

$$\begin{aligned}\omega_0 &= -\Delta, \\ \omega_+ &= -\frac{1}{2}(\Delta - \sqrt{\Delta^2 + \Omega_p^2 + \Omega_s^2}), \\ \omega_- &= -\frac{1}{2}(\Delta + \sqrt{\Delta^2 + \Omega_p^2 + \Omega_s^2}).\end{aligned}\quad (2)$$

For large positive detuning  $\Delta \gg \Omega_i$ , the corresponding eigenvectors (dressed states) are:

$$\begin{aligned}|a^0\rangle &= \cos \Theta |1\rangle - \sin \Theta |3\rangle \\ |a^+\rangle &= |2\rangle \\ |a^-\rangle &= \sin \Theta |1\rangle + \cos \Theta |3\rangle,\end{aligned}\quad (3)$$

where the so-called mixing angle  $\Theta$  has been introduced. It is related to the Rabi frequencies of the coupling lasers by:

$$\tan \Theta = \frac{\Omega_p}{\Omega_s}.\quad (4)$$

The basic principle of the adiabatic transfer can be understood from the eigenstate equations (3). At the beginning of the sequence, only the Stokes laser field interacts with the atom and the adiabatic state  $|a^0\rangle$  is aligned parallel to the initially populated electronic ground state  $|1\rangle$ . Due to the presence of the Stokes laser field, the initially degenerate energies of the system,  $\omega_-$  and  $\omega_0$ , are split by the ac Stark shift. As long as this energy splitting is large compared to the coupling between the eigenstates of the system, no transition to other states will occur and the system stays in its instantaneous eigenstate, as stated by the adiabatic theorem [42]. By ramping the strength of the relative couplings between the three states such that only the pump laser induces a significant coupling at the end of the sequence (see figure 1(b)), we can change the mixing angle  $\Theta$  from 0 to  $\pi/2$ . In doing so, we rotate the dressed state basis with respect to the bare state basis by  $90^\circ$ , which means rotating  $|a^0\rangle$  around  $|2\rangle$  from  $|1\rangle$  to  $-|3\rangle$ . If adiabaticity is maintained during the process, the population will stay in the eigenstate  $|a^0\rangle$  and will follow the rotation, transferring it from the bare state  $|1\rangle$  to state  $|3\rangle$  without populating state  $|2\rangle$ . From equations (3) we can see that the large detuning results in a symmetry of the eigenstates such that the dressed state  $|a^-\rangle$  can be used as the initial state for population transfer using the so-called intuitive pulse order, which is sometimes called b-STIRAP in the literature. As mentioned above, the adiabatic criterion has to be fulfilled in the STIRAP sequence, i.e. the energy splitting must be larger than the couplings between the states [36, 43]:

$$\left| \langle a^0 | \frac{d}{dt} | a^\pm \rangle \right| \ll |\omega^\pm - \omega^0|. \quad (5)$$

The left side of the equation can be evaluated and it reads for the two states  $|a^\pm\rangle$ :

$$\langle a^0 | \frac{d}{dt} | a^+ \rangle = 0, \quad (6)$$

$$\langle a^0 | \frac{d}{dt} | a^- \rangle = -\dot{\Theta} = \frac{\dot{\Omega}_p \Omega_s - \Omega_p \dot{\Omega}_s}{\Omega_p^2 + \Omega_s^2}. \quad (7)$$

Here we see that transitions to state  $|2\rangle = |a^+\rangle$  are not allowed. We now insert the second equation and the eigenvalues (2) of the Hamiltonian in (5) and get a time dependent adiabatic criterion:

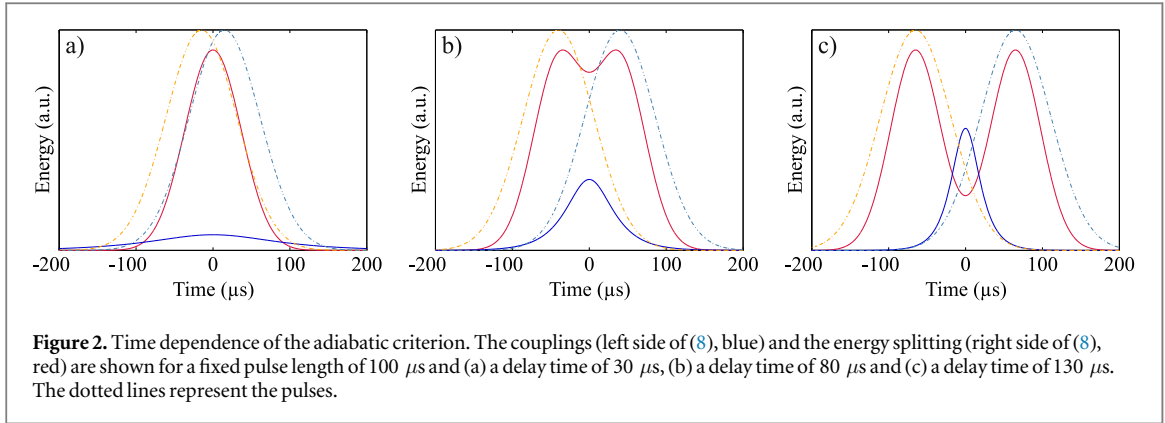
$$\left| \frac{\dot{\Omega}_p \Omega_s - \Omega_p \dot{\Omega}_s}{\Omega_p^2 + \Omega_s^2} \right| \ll \left| \frac{1}{2} (\Delta - \sqrt{\Delta^2 + \Omega_p^2 + \Omega_s^2}) \right|. \quad (8)$$

We plotted both sides of the equation for a pulse length of 100  $\mu\text{s}$  and three different delay times of 30, 80 and 130  $\mu\text{s}$  in figure 2.

For vanishing delay times (figure 2(a)), the temporal change in the mixing angle becomes small. However, when turning on the laser interaction, the initial state is projected into an equal superposition of state  $|a_0\rangle$  and  $|a_-\rangle$ , as described in [43]. This leads to Rabi oscillations between the states  $|1\rangle$  and  $|3\rangle$  and a strong dependence of the final population on the pulse area of the laser fields. For long delay times (figure 2(c)), the adiabatic criterion is not fulfilled in between the two pulses.

### 3. Experimental setup

Details of the experimental setup have been described before [44, 45]. We use the  $|F = 3, m_F = 3\rangle = |\downarrow\rangle = |1\rangle, |F = 2, m_F = 2\rangle = |\uparrow\rangle = |3\rangle$  states of the  $^2S_{1/2}$ -ground state of a  $^{25}\text{Mg}^+$  ion as our qubit. The states are separated in energy by the hyperfine splitting of 1.789 GHz. The frequency



quadrupled output of a fiber laser is used to create the laser beams at a wavelength of 280 nm for Doppler cooling, Raman sideband cooling and for coherent manipulation. The first order sideband of an electro-optic modulator is resonant with the  $^2S_{1/2} \rightarrow ^2P_{1/2}$  transition for Doppler cooling and state discrimination. The 9.2 GHz red detuned optical carrier is used with an additional acousto-optical modulator (AOM) setup to create the Raman laser beams that couple the hyperfine qubit states (see figure 1). The limited detuning of the Raman laser beams from the  $^2P_{3/2}$  state caused off-resonant scattering rates from coupling to all possible excited states and are on the order of  $1.1 \text{ ms}^{-1}$  and  $4.4 \text{ ms}^{-1}$  for the ground states  $|1\rangle$  and  $|3\rangle$ , respectively [46]. Additionally, a radio frequency can be applied to couple the qubit states without being influenced by or changing the motional state. A sequence of consecutive Raman red sideband and repump pulses is used for ground state cooling the axial vibrational mode of the ion [39].

We implemented the STIRAP sequence in our setup using a pulse sequencer based on a field programmable gate array [47, 48] that controls direct digital synthesizer (DDS) boards. We used the built-in power sweep function of the sequencer to shape the amplitude of the two laser beams needed for the STIRAP sequence. It is implemented by applying a voltage resembling the shape of the desired pulse to a voltage controlled gain amplifier which modulates the rf signal generated by the DDS chip. This radio frequency signal is subsequently amplified and fed into an AOM that imprints the time dependence of the radio frequency amplitude onto the laser intensity.

The peak resonant Rabi frequency for each beam is on the order of a few 10 MHz, resulting in carrier Raman Rabi frequencies of around 100 kHz. The experimental data is typically averaged over 250 repetitions of an identical experiment with the same initial conditions.

#### 4. STIRAP simulation

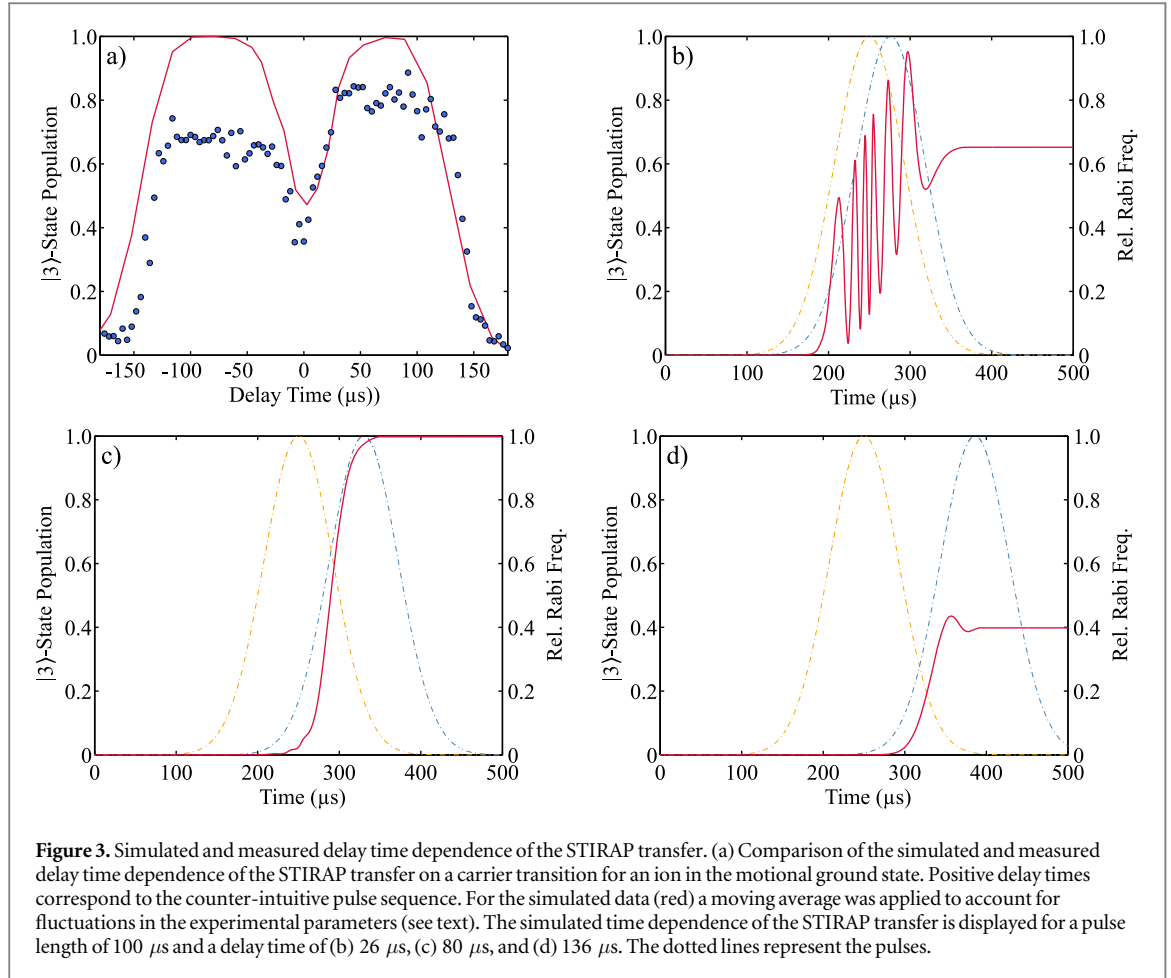
Numerical simulations were carried out based on the density matrix formalism to determine the parameter regime for efficient population transfer using the STIRAP process. We integrated the master equation numerically and derived the time dependence of the atomic state populations. In general, the master equation can be expressed as:

$$\frac{d\rho}{dt} = \mathcal{L}\rho. \quad (9)$$

Here,  $\mathcal{L}$  is the Liouvillian operator. Our qubit states  $|1\rangle$  and  $|3\rangle$  are magnetic sub-states of the hyperfine splitted ground state of the  $^{25}\text{Mg}^+$  ion and spontaneous emission from these long-lived states is neglected in the simulation. As described in the previous section, off-resonant scattering limits the coherence between the lasers and the atom and reduces the detected signal. However, this effect is small and since the consideration of off-resonant scattering increases the complexity of the simulation excessively, we neglected this effect in the simulations. In this case the time evolution of the system can be described by a Hamiltonian  $\mathcal{H}$  and the Liouvillian acts on the density matrix as follows:

$$\mathcal{L}\rho = -i[\mathcal{H}, \rho] = -i(\mathcal{H}\rho - \rho\mathcal{H}). \quad (10)$$

The quantized motion of the ion in the trap is included in the simulations as the tensor product of the electronic state  $|e\rangle$  and the harmonic trap states  $|n\rangle$  so the state of the ion reads:  $|\psi\rangle = |e\rangle \otimes |n\rangle$ . Up to 16 motional levels have been considered. This way, we are able to simulate carrier as well as sideband transitions. The time dependence of the STIRAP process is incorporated by time-dependent Rabi frequencies in the Hamiltonian, where for the simulation a Gaussian pulse shape was assumed. The parameters of the pulses are defined as:



$$\Omega_i(t) = \Omega_{i,\max} \cdot \exp\left(-\frac{(t - t_i)^2}{2t_{\text{width}}^2}\right), \quad (11)$$

where we define  $t_{\text{pulse}} = 2\sqrt{2 \ln(2)} \cdot t_{\text{width}}$  as the pulse length,  $t_i$  as the centers, and  $\Omega_{i,\max}$  as the maximum Rabi frequencies of the two pulses  $i \in \{p, s\}$ . Additionally, we denote the delay between the pulses as  $t_{\text{delay}} = t_s - t_p$  (see figure 1). All simulations presented in the following were performed using the quantum optics toolbox [49] in the MATLAB programming language [50]. Since the Hamiltonian of the system is time dependent, the solver ‘`solvemc`’ was used. It performs a direct integration of the master equation to calculate the density matrix  $\rho$  for consecutive times.

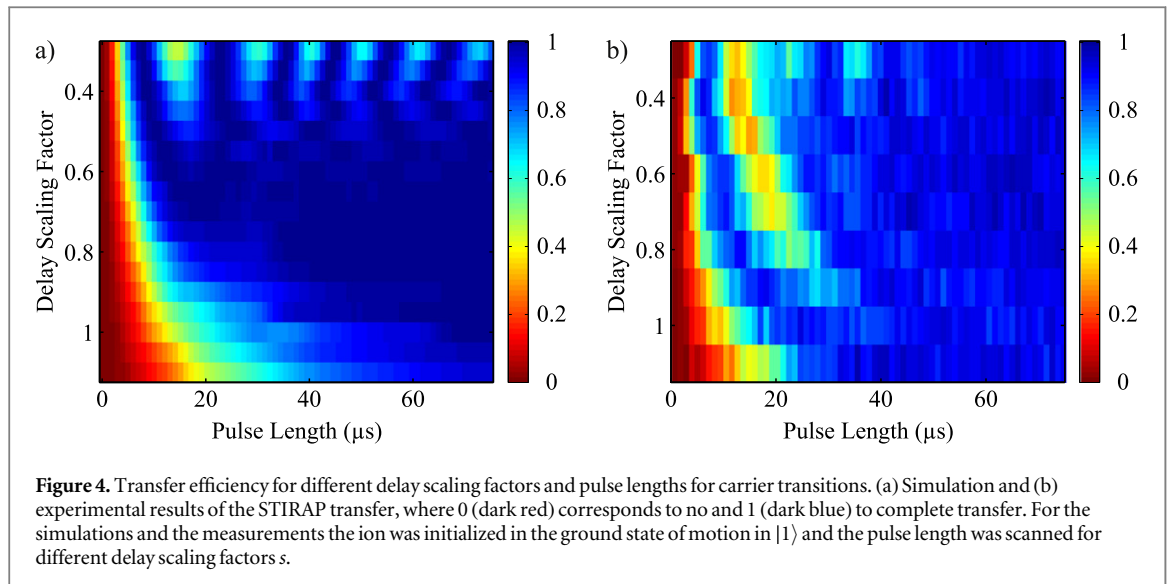
In order to compare the simulated with the experimental results we fitted a Gaussian function to the measured pulses. Due to technical imperfections the measured pulse length of the pump field is around 12% shorter than the pulse length of the Stokes field. Therefore we derive an effective pulse length (mean of the Gaussian full width at half maximum, FWHM) from the fit and measure the effective delay time of the two pulses. These values, which were ranging from a few to two hundred microseconds, were used for the laser pulse parameters in the simulations.

## 5. Results

### 5.1. Pulse length and pulse delay dependence

The density matrix simulations were used to investigate and optimize the population transfer efficiency. First, the influence of the delay of the two laser pulses for a fixed pulse length of 120  $\mu\text{s}$  was studied. The ion is initialized in state  $|1\rangle$  and the motional ground state. In figure 3(a) we compare the measured and simulated transfer efficiency of the STIRAP sequence for carrier transitions. To allow a direct comparison between simulation and experiment, a moving average is applied to the simulated data to account for small fluctuations of experimental parameters (see below). In the figure we see that both pulse orders (positive delay times correspond to the counter-intuitive pulse order) are able to transfer population from the initial to the final state. This behavior is a result of the large detuning of the light fields from resonance. The reduced transfer efficiency seen in the experiment compared to the simulation result is explained by off-resonant excitation to different



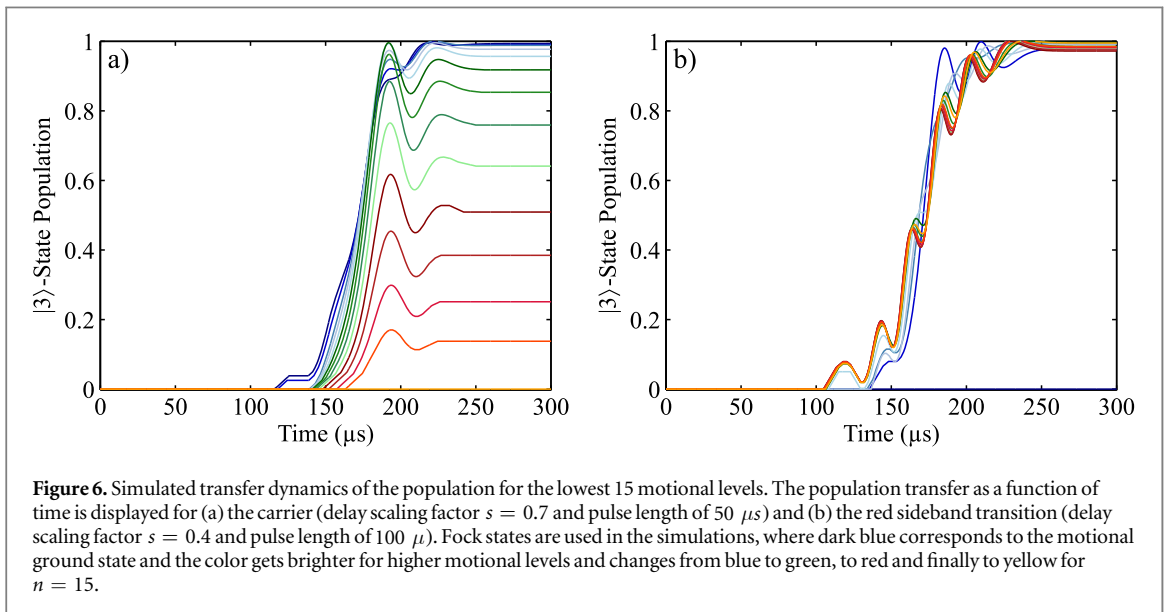
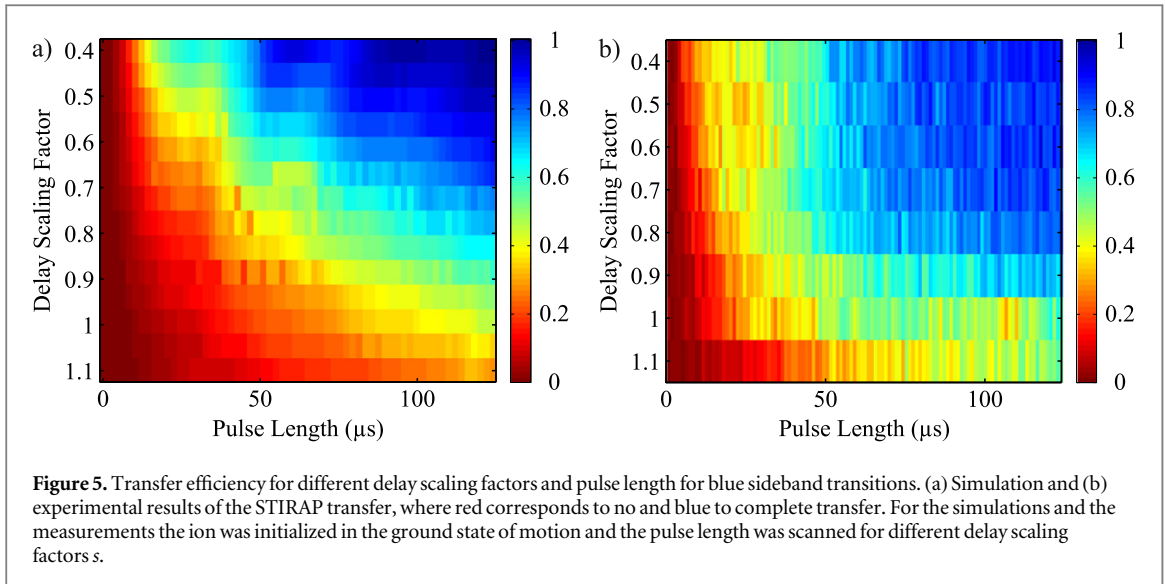


magnetic sub-states, indicated in figure 1(a) which is not considered in the simulations. The relative populations of the two qubit states during the STIRAP sequence, together with the relative strength of the involved couplings of these states to the auxiliary magnetic sub-states [46], explain the asymmetry with respect to the pulse order seen in the experiment. We therefore use the counter-intuitive pulse sequence from now on.

Using the numerical simulations we investigate the different transfer regimes. As can be seen in figure 3(b), for a delay time of  $26 \mu\text{s}$ , the transfer process consists of two contributions, one oscillating and one adiabatic part. For the chosen pulse length of  $120 \mu\text{s}$ , the time evolution can be understood as a combination of dynamically varying Rabi oscillations, which is the transfer mechanism for the case of overlapping pulses (zero delay time), and an adiabatic part of the population transfer. In this situation the final transfer efficiency strongly depends on the timing and exact Rabi frequency of the pulses. Since the experimental parameters slightly fluctuate when averaging 100 times over each data point, the strong dependence of the transfer on these parameters results in an average transfer efficiency, effectively smoothing the observed signal. Full adiabaticity is achieved for a delay time of for example  $80 \mu\text{s}$ , shown in figure 3(c) (see also figure 2(b)). For this case efficient adiabatic transfer is possible, whereas for an even longer delay time of  $136 \mu\text{s}$  the overlap of the pulses is too small, leading to transitions between the different adiabatic states (figures 2(c) and 3(d)), so that the transfer is incomplete.

The optimal parameter regime for STIRAP was investigated by comparing the experimental and simulated population transfer with respect to the pulse length for different delays between the pulses. For this we introduce a scaling factor  $s$  for the delay time which is related to the pulse length by  $t_{\text{delay}} = s \cdot t_{\text{pulse}}$ . If the pulse length is chosen long enough, we are in the Rabi oscillation regime for  $s < 0.6$  and in the adiabatic (STIRAP) regime for  $s > 0.6$ . In figure 4 the simulated transfer efficiency for carrier transitions with the ion initialized in the motional ground state is compared with the experimental result, where 0 (dark red) corresponds to no and 1 (dark blue) to complete transfer. Experiment and simulation show the same behavior as in figure 3, i.e. the transfer depends on the exact pulse length for small delay scaling factors. The transfer is slightly faster in the experiment than in the simulations which may be due to slight deviations of the used parameters as well as an imperfect pulse shape of the STIRAP pulses. Additionally, deviations from the ideal pulse shape may lead to the enhanced oscillations in the experiment, since in the experiment the pulses envelope is less smooth. Despite these differences, the experimental data is in qualitative agreement with the simulations and we can identify large regions of efficient transfer for the constant coupling strength realized in this particular setting. The results also allow to extrapolate which STIRAP parameters should be used for the case of a fluctuating coupling strength, since the required pulse length scales with the inverse coupling strength. For a 'band' of coupling strengths, the optimum STIRAP transfer parameters are dictated by the corresponding graph for the smallest coupling strength. Efficient transfer is then inherently accomplished for the larger coupling strengths.

This scaling behavior is illustrated in figure 5, where the transfer efficiency is shown for a blue sideband transitions with the ion initialized in the motional ground state. The sideband transition is weaker by the Lamb-Dicke factor of approximately  $\eta \approx 0.3$ . Therefore, a longer pulse length is required to fulfill the adiabatic criterion and to achieve efficient transfer. As can be seen in figure 5, for this transition we can also identify a parameter range, where we have efficient transfer for our given laser power and detuning. For the carrier transition we achieve the best transfer for a delay scaling factor of around  $s = 0.7$  and a pulse length  $> 50 \mu\text{s}$ ,



whereas for sideband transitions smaller scaling factors and longer pulse lengths are necessary. For both transitions off-resonant excitation to the excited  $^2P_{3/2}$ -state is limiting the final transfer efficiency. The longer pulses required for sideband transitions limit the transfer efficiency to 85% for a pulse duration of  $>70 \mu\text{s}$  and a delay scaling factor of  $\leq 0.7$ .

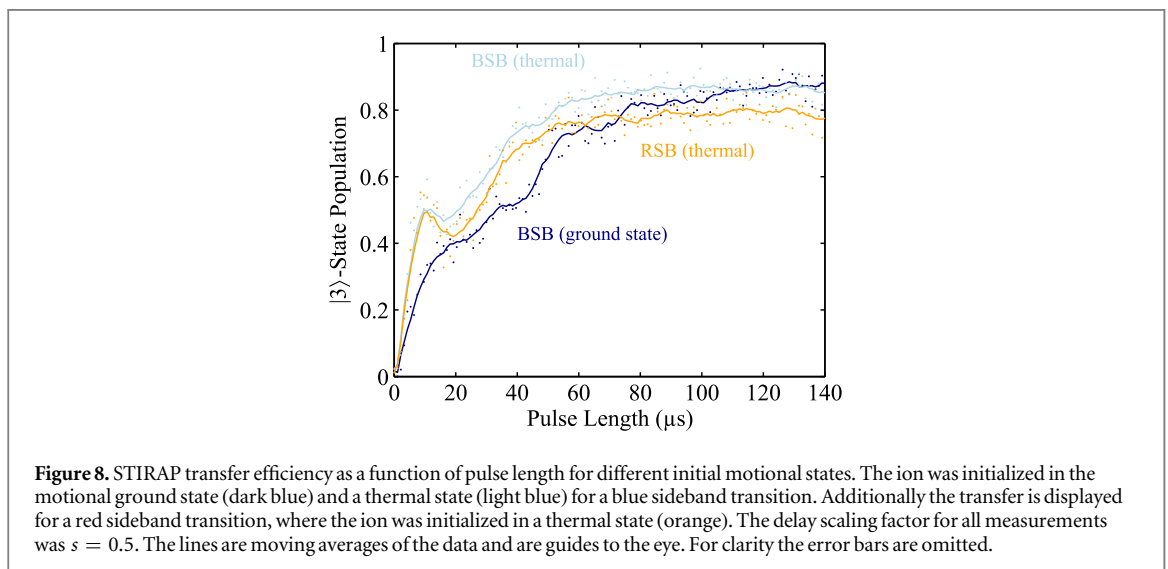
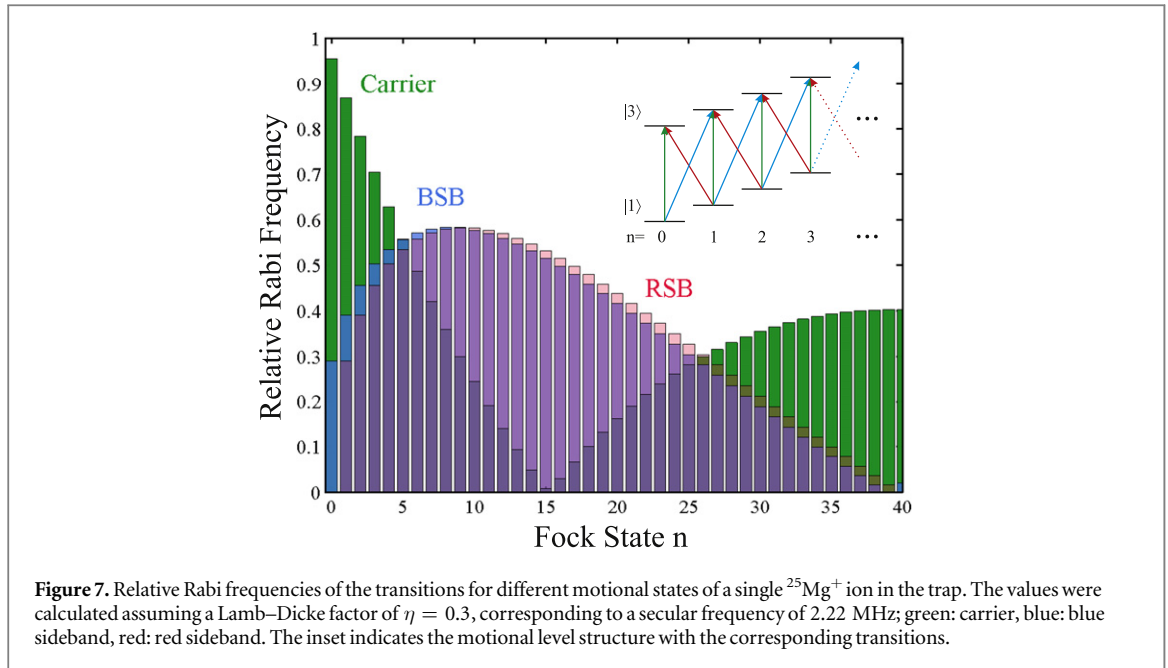
## 5.2. Motional dependence of the transfer efficiency

After determining appropriate parameters for the transfer we now investigate the motional dependence of the transfer efficiency. Using the simulations we investigated the dynamics of population transfer for the lowest 15 motional Fock states for carrier and sideband transitions.

The results are shown in figure 6, where we can see that for carrier transitions the transfer efficiency is reduced for higher motional levels. This is due to the decrease in carrier coupling strength associated with higher Fock state levels, scaling with the generalized Laguerre polynomial  $L_n^0(\eta^2)$  [38]. In contrast, the coupling strength of sideband transitions initially increases with  $n$  and then remains at a high level up to the highest investigated Fock state  $n = 15$ , as shown in figure 7.

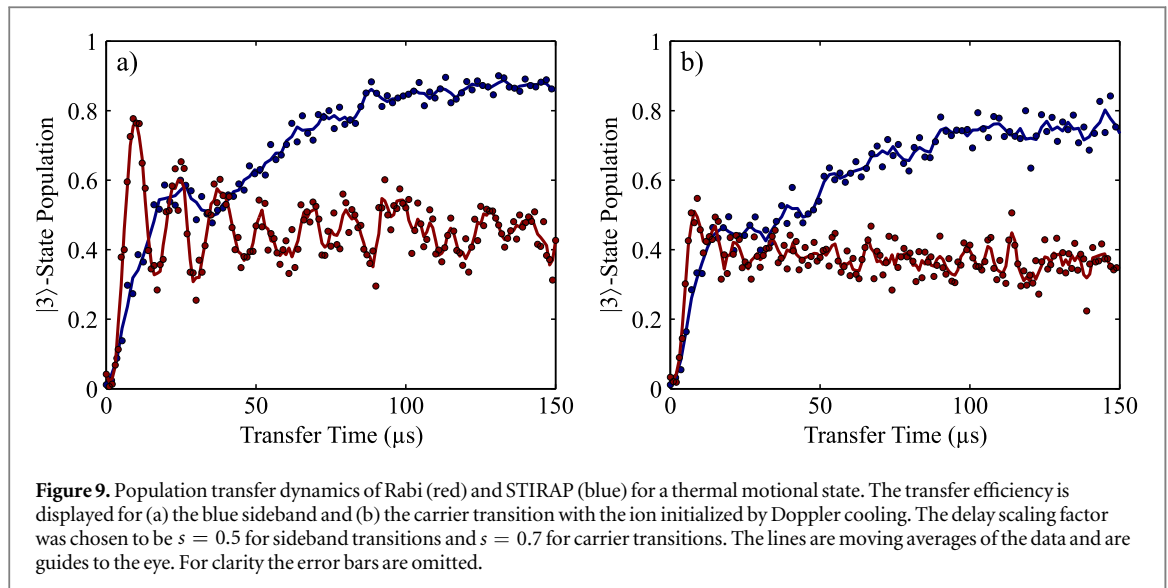
As a consequence, the transfer becomes more adiabatic for higher motional levels, since the state evolution speeds up while the pulse time remains constant. Experimentally, we do not probe each of the motional states individually, but rather a given distribution. Therefore, we experimentally verified the independence of the STIRAP transfer from the initial motional state by investigating the pulse length dependence of the transfer efficiency for the ion initialized in the motional ground state and compare it to the efficiency for the ion





initialized in a thermal state. In contrast to the previously described experiments, we used truncated pulse shapes to further speed up the experimental cycle time in this experiment. For the counter-intuitive pulse sequence, it is sufficient to consider only the relevant part of laser interaction, where the transfer takes place: the Stokes beam is switched on abruptly with the maximum intensity at the beginning of the sequence. While ramping down its intensity, the pump beam intensity is ramped up, both with a near-Gaussian shape. At maximum intensity of the pump beam, it is switched off rapidly. The effective transfer time for this sequence is given by  $t_{\text{trans}} = t_{\text{FWHM}} + s \cdot t_{\text{FWHM}}$ . As can be seen from figure 8, the STIRAP population transfer rate for sideband transitions is smaller when the ion is initialized in the motional ground state. This is a consequence of the smaller Rabi frequency of sideband transitions with  $n = 0$  compared to  $n > 0$  also populated in a thermal state. For pulse lengths longer than 100  $\mu\text{s}$ , the two curves for the transfer on the blue sideband overlap with each other. This means that, for a sufficiently long pulse, the STIRAP transfer becomes independent of the motional state population of the ion.

Additionally, the transfer efficiency for a red sideband transition is shown in figure 8 for the ion initialized in a thermal state of motion. We assume that for a pulse length of 120  $\mu\text{s}$  the transfer is complete. In contrast to a blue sideband, the red sideband leaves the  $n = 0$  motional population untouched. Assuming that the transfer efficiency for the other motional states is similar for the blue and red sideband, the difference of the final state population in state  $|3\rangle$  after the STIRAP transfer on the blue and red sideband reveals the population in the motional ground state. From the measured data we extract a ground state population of  $0.08 \pm 0.01$  by



subtracting the respective signals averaged over pulse lengths between 120 and 150  $\mu\text{s}$ . The associated thermal distribution corresponds to a temperature of  $1.3 \pm 0.2$  times the Doppler cooling temperature for  $^{25}\text{Mg}^+$ . This is in agreement with the measured temperature after Doppler cooling of 1.2 times the Doppler temperature using the technique described in [51] as well as the estimated temperature from measured Rabi oscillation decay which resulted in  $1.6 \pm 0.5$  [52].

### 5.3. Comparison of coherent and adiabatic transfer

After showing the feasibility of motional state-independent transfer we compare the transfer efficiency of the STIRAP process with that of a  $\pi$  pulse for a Doppler cooled ion.

As expected, figure 9 shows that the state evolution for Raman Rabi oscillations is faster than the corresponding STIRAP signal. After approximately 12  $\mu\text{s}$  the maximum transfer efficiency of below 80% is reached for the blue sideband transition (figure 9(a)). This transfer is sensitive to system parameters, especially to variations in Rabi frequency. The STIRAP transfer, however, is slower but reaches a transfer efficiency of higher than 85% for transfer times on the order of 150  $\mu\text{s}$ . It is worthwhile mentioning that the STIRAP transfer is limited by off-resonant excitation, which can be circumvented using a larger Raman detuning, whereas the transfer using Rabi oscillations is fundamentally limited by the different couplings between the motional states. On the carrier, the stronger motional state dependence of the Rabi frequency leads to a faster dephasing of the Rabi oscillations, as can be seen in figure 9(b). Therefore, the transfer efficiency using Raman Rabi oscillations is reduced to 50% whereas the transfer using the STIRAP technique is still on the order of 75% for our system parameters. The transfer efficiency on a carrier transitions is reduced compared to the blue sideband transition since the Rabi frequency has a zero crossing at a motional state of  $n = 15$ , as shown in figure 7. Population in a range around this state can not be transferred efficiently by either technique.

## 6. Conclusion

We have investigated the STIRAP technique to transfer population between two hyperfine states of a  $^{25}\text{Mg}^+$  ion. A systematic study of the transfer efficiency on the carrier and motional sidebands was performed for different pulse lengths and pulse delays with the ion initialized in the ground state of motion. Good agreement was found with numerical simulations. The insensitivity of STIRAP to the exact Rabi frequency was exploited to perform population transfer in the presence of an inherent range of Rabi frequencies found e.g. for thermally populated motional states. We demonstrated efficient population transfer on carrier and blue sideband transitions for Fock and thermal states. Experimentally the transfer was limited to  $\sim 85\%$  by off-resonant excitation to states not involved in the STIRAP process. However, this is not a fundamental limitation and could be overcome using a Raman laser system with a larger detuning, allowing transfer efficiencies approaching 100%. In contrast, population transfer using Raman Rabi oscillations was shown to be faster, but less efficient for thermal motional states. We used the difference in blue and red sideband STIRAP transfer efficiency to detect the motional ground state population, from which a temperature in agreement with Doppler cooling temperature was extracted. This ground state population detection technique is robust against fluctuations of the Rabi frequencies and does not depend on the specific motional distribution. More elaborate pulse sequences using a series of STIRAP red and

blue sidebands would even allow for the measurement of higher motional state populations, enhancing the accuracy of the determined temperature measurement. The same approach can be employed to determine the full motional state distribution [53] or prepare strongly entangled states [32, 35].

Another important application of the presented technique is the detection of small forces via excitation of a normal mode in a trapped ion crystal. Here, it has the potential to enhance the sensitivity of relative mass measurements [54], indirect internal state detection [55, 56] and the detection of small electrical [57, 58] and optical [59–61] forces. We demonstrated the power of STIRAP in photon recoil spectroscopy [11, 12] where the small force imprinted onto a two-ion crystal during absorption of a few photons leaves the motional state of the ions distributed over several trap levels. A STIRAP pulse on the red sideband probes the residual motional ground state population, which represents the spectroscopy signal.

## Acknowledgments

We acknowledge the support of DFG through QUEST and Grant SCHM2678/3-1. This work was financially supported by the State of Lower-Saxony, Hannover, Germany. YW acknowledges support from the Braunschweig International Graduate School of Metrology (B-IGSM). We thank Ian D Leroux for stimulating discussions and K Bergmann for helpful comments on the manuscript.

## References

- [1] Leibfried D et al 2003 Experimental demonstration of a robust, high-fidelity geometric two ion-qubit phase gate *Nature* **422** 412
- [2] Häffner H, Roos C and Blatt R 2008 Quantum computing with trapped ions *Phys. Rep.* **469** 155
- [3] Blatt R and Wineland D 2008 Entangled states of trapped atomic ions *Nature* **453** 1008
- [4] Wineland D J 2013 Nobel lecture: superposition, entanglement, and raising Schrödinger's cat *Rev. Mod. Phys.* **85** 1103
- [5] Schaetz T, Monroe C R and Esslinger T 2013 Focus on quantum simulation *New J. Phys.* **15** 085009
- [6] Blatt R and Roos C F 2012 Quantum simulations with trapped ions *Nat. Phys.* **8** 277
- [7] Schmidt P O, Rosenband T, Langer C, Itano W M, Bergquist J C and Wineland D J 2005 Spectroscopy using quantum logic *Science* **309** 749
- [8] Rosenband T et al 2008 Frequency ratio of  $\text{Al}^+$  and  $\text{Hg}^+$  single-ion optical clocks; metrology at the 17th decimal place *Science* **319** 1808
- [9] Hempel C, Lanyon B P, Jurcevic P, Gerritsma R, Blatt R and Roos C F 2013 Entanglement-enhanced detection of single-photon scattering events *Nat. Photonics* **7** 630
- [10] Huntemann N, Lipphardt B, Tamm C, Gerginov V, Weyers S and Peik E 2014 Improved limit on a temporal variation of  $m_p/m_e$  from comparisons of  $\text{Yb}^+$  and Cs atomic clocks *Phys. Rev. Lett.* **113** 210802
- [11] Wan Y, Gebert F, Wübbena J B, Scharnhorst N, Amairi S, Leroux I D, Hemmerling B, Lörch N, Hammerer K and Schmidt P O 2014 Precision spectroscopy by photon-recoil signal amplification *Nat. Commun.* **5** 4096
- [12] Gebert F, Wan Y, Wolf F, Angstmann C N, Berengut J C and Schmidt P O 2015 Precision isotope shift measurements in calcium ions using quantum logic detection schemes *Phys. Rev. Lett.* **115** 053003
- [13] Riebe M, Kim K, Schindler P, Monz T, Schmidt P, Körber T, Hänsel W, Häffner H, Roos C and Blatt R 2006 Process tomography of ion trap quantum gates *Phys. Rev. Lett.* **97** 220407
- [14] Benhelm J, Kirchmair G, Roos C F and Blatt R 2008 Towards fault-tolerant quantum computing with trapped ions *Nat. Phys.* **4** 463
- [15] Kirchmair G, Benhelm J, Zähringer F, Gerritsma R, Roos C F and Blatt R 2009 Deterministic entanglement of ions in thermal states of motion *New J. Phys.* **11** 023002
- [16] Levitt M H and Freeman R 1969 NMR population inversion using a composite pulse *J. Magn. Reson.* **33** 473 (1979)
- [17] Levitt M H 1986 Composite pulses *Prog. Nucl. Magn. Reson. Spectrosc.* **18** 61
- [18] Vandersypen L M K and Chuang I L 2005 NMR techniques for quantum control and computation *Rev. Mod. Phys.* **76** 1037
- [19] Gulde S, Riebe M, Lancaster G P T, Becher C, Eschner J, Häffner H, Schmidt-Kaler F, Chuang I L and Blatt R 2003 Implementation of the Deutsch–Jozsa algorithm on an ion-trap quantum computer *Nature* **421** 48
- [20] Schmidt-Kaler F, Häffner H, Riebe M, Gulde S, Lancaster G P T, Deuschle T, Becher C, Roos C F, Eschner J and Blatt R 2003 Realization of the Cirac–Zoller controlled-NOT quantum gate *Nature* **422** 408
- [21] Timoney N, Elman V, Glaser S, Weiss C, Johanning M, Neuhauser W and Wunderlich C 2008 Error-resistant single-qubit gates with trapped ions *Phys. Rev. A* **77** 052334
- [22] Ivanov S S and Vitanov N V 2011 High-fidelity local addressing of trapped ions and atoms by composite sequences of laser pulses *Opt. Lett.* **36** 1275
- [23] Shappert C M, Merrill J T, Brown K R, Amini J M, Volin C, Doret S C, Hayden H, Pai C-S, Brown K R and Harter A W 2013 Spatially uniform single-qubit gate operations with near-field microwaves and composite pulse compensation *New J. Phys.* **15** 083053
- [24] Mount E, Kabytayev C, Crain S, Harper R, Baek S-Y, Vrijsen G, Flammia S, Brown K R, Maunz P and Kim J 2015 Error compensation of single-qubit gates in a surface electrode ion trap using composite pulses *Phys. Rev. A* **92** 060301
- [25] Bergmann K, Theuer H and Shore B W 1998 Coherent population transfer among quantum states of atoms and molecules *Rev. Mod. Phys.* **70** 1003
- [26] Bergmann K, Vitanov N V and Shore B W 2015 Perspective: stimulated Raman adiabatic passage: the status after 25 years *J. Chem. Phys.* **142** 170901
- [27] Wunderlich C, Hannemann T, Körber T, Häffner H, Roos C, Hänsel W, Blatt R and Schmidt-Kaler F 2007 Robust state preparation of a single trapped ion by adiabatic passage *J. Mod. Opt.* **54** 1541
- [28] Yamazaki R, Kanda K-i, Inoue F, Toyoda K and Urabe S 2008 Robust generation of superposition states *Phys. Rev. A* **78** 023808
- [29] Noel T, Dietrich M R, Kurz N, Shu G, Wright J and Blinov B B 2012 Adiabatic passage in the presence of noise *Phys. Rev. A* **85** 023401
- [30] Poschinger U, Walther A, Hettrich M, Ziesel F and Schmidt-Kaler F 2012 Interaction of a laser with a qubit in thermal motion and its application to robust and efficient readout *Appl. Phys. B* **107** 1159

- [31] Watanabe T, Nomura S, Toyoda K and Urabe S 2011 Sideband excitation of trapped ions by rapid adiabatic passage for manipulation of motional states *Phys. Rev. A* **84** 033412
- [32] Linington I E, Ivanov P A, Vitanov N V and Plenio M B 2008 Robust control of quantized motional states of a chain of trapped ions by collective adiabatic passage *Phys. Rev. A* **77** 063837
- [33] Toyoda K, Watanabe T, Kimura T, Nomura S, Haze S and Urabe S 2011 Generation of Dicke states using adiabatic passage *Phys. Rev. A* **83** 022315
- [34] Sørensen J L, Møller D, Iversen T, Thomsen J B, Jensen F, Staunum P, Voigt D and Drewsen M 2006 Efficient coherent internal state transfer in trapped ions using stimulated Raman adiabatic passage *New J. Phys.* **8** 261
- [35] Noguchi A, Toyoda K and Urabe S 2012 Generation of Dicke states with phonon-mediated multilevel stimulated Raman adiabatic passage *Phys. Rev. Lett.* **109** 260502
- [36] Møller D, Sørensen J L, Thomsen J B and Drewsen M 2007 Efficient qubit detection using alkaline-Earth-metal ions and a double stimulated Raman adiabatic process *Phys. Rev. A* **76** 062321
- [37] Kamsap M R, Ekogo T B, Pedregosa-Gutierrez J, Hagel G, Houssin M, Morizot O, Knoop M and Champenois C 2013 Coherent internal state transfer by a three-photon STIRAP-like scheme for many-atom samples *J. Phys. B: At. Mol. Opt. Phys.* **46** 145502
- [38] Wineland D J, Monroe C, Itano W M, Leibfried D, King B E and Meekhof D M 1998 Experimental issues in coherent quantum-state manipulation of trapped atomic ions *J. Res. Natl Inst. Stand. Technol.* **103** 259
- [39] Wan Y, Gebert F, Wolf F and Schmidt P O 2015 Efficient sympathetic motional-ground-state cooling of a molecular ion *Phys. Rev. A* **91** 043425
- [40] Fewell M P, Shore B W and Bergmann K 1997 Coherent population transfer among three states: full algebraic solutions and the relevance of non adiabatic processes to transfer by delayed pulses *Aust. J. Phys.* **50** 281
- [41] Klein J, Beil F and Halfmann T 2007 Robust population transfer by stimulated Raman adiabatic passage in a  $\text{Pr}^{3+}:\text{Y}_2\text{SiO}_5$  crystal *Phys. Rev. Lett.* **99** 113003
- [42] Born M and Fock V 1928 Beweis des adiabatsatzes *Z. Phys.* **51** 165
- [43] Gaubatz U, Rudecki P, Schieman S and Bergmann K 1990 Population transfer between molecular vibrational levels by stimulated Raman scattering with partially overlapping laser fields a new concept and experimental results *J. Chem. Phys.* **92** 5363
- [44] Hemmerling B, Gebert F, Wan Y, Nigg D, Sherstov I V and Schmidt P O 2011 A single laser system for ground state cooling of  $^{25}\text{Mg}^+$  *Appl. Phys. B* **104** 583
- [45] Hemmerling B, Gebert F, Wan Y and Schmidt P O 2012 A novel, robust quantum detection scheme *New J. Phys.* **14** 023043
- [46] Gebert F, Frosz M H, Weiss T, Wan Y, Ermolov A, Joly N Y, Schmidt P O and Russell P S J 2014 Damage-free single-mode transmission of deep-UV light in hollow-core PCF *Opt. Express* **22** 15388
- [47] Pham P T T 2005 A general-purpose pulse sequencer for quantum computing *PhD Thesis* Massachusetts Institute of Technology, Cambridge, Massachusetts, USA
- [48] Schindler P 2008 Frequency synthesis and pulse shaping for quantum information processing with trapped ions *PhD Thesis* University of Innsbruck, Innsbruck, Austria
- [49] Tan S M 1999 A computational toolbox for quantum and atomic optics *J. Opt. B: Quantum Semiclass. Opt.* **1** 424
- [50] Matlab 2013 version 8.2.0.701 (R2013b) (Natick, Massachusetts: The MathWorks Inc.)
- [51] Poulsen G 2011 Sideband cooling of atomic and molecular ions *PhD Thesis* University of Aarhus, Aarhus, Denmark
- [52] Hemmerling B 2011 Towards direct frequency comb spectroscopy using quantum logic *PhD Thesis* University of Hannover, Hannover, Germany
- [53] Müller M M, Poschinger U G, Calarco T, Montangero S and Schmidt-Kaler F 2015 Optimal phonon-to-spin mapping in a system of a trapped ion *Phys. Rev. A* **92** 053423
- [54] Drewsen M, Mortensen A, Martinussen R, Staunum P and Sørensen J L 2004 Nondestructive identification of cold and extremely localized single molecular ions *Phys. Rev. Lett.* **93** 243201
- [55] Hume D B, Chou C W, Leibbrandt D R, Thorpe M J, Wineland D J and Rosenband T 2011 Trapped-ion state detection through coherent motion *Phys. Rev. Lett.* **107** 243902
- [56] Wolf F, Wan Y, Heip J C, Gebert F, Shi C and Schmidt P O 2015 Quantum logic with molecular ions arXiv:1507.07511 [physics]
- [57] Biercuk M J, Uys H, Britton J W, VanDevender A P and Bollinger J J 2010 Ultrasensitive detection of force and displacement using trapped ions *Nat. Nanotechnology* **5** 646
- [58] Narayanan S, Daniilidis N, Möller S A, Clark R, Ziesel F, Singer K, Schmidt-Kaler F and Häffner H 2011 Electric field compensation and sensing with a single ion in a planar trap *J. Appl. Phys.* **110** 114909
- [59] Clark C R, Goeders J E, Dodia Y K, Viteri C R and Brown K R 2010 Detection of single-ion spectra by Coulomb-crystal heating *Phys. Rev. A* **81** 043428
- [60] Biercuk M J, Uys H, Britton J W, VanDevender A P and Bollinger J J 2011 Phase-coherent detection of an optical dipole force by Doppler velocimetry *Opt. Express* **19** 10304
- [61] Lin Y-W, Williams S and Odom B C 2013 Resonant few-photon excitation of a single-ion oscillator *Phys. Rev. A* **87** 011402